REVISIONS			
REV	DESCRIPTION	DATE	APPV
A	INITIAL RELEASE OF LINX SOLID MODEL	3-MAY-16	SAH

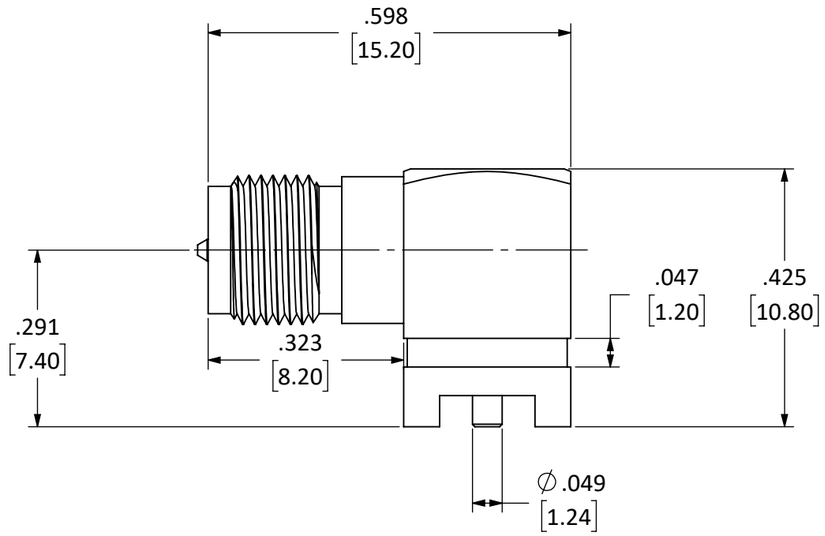

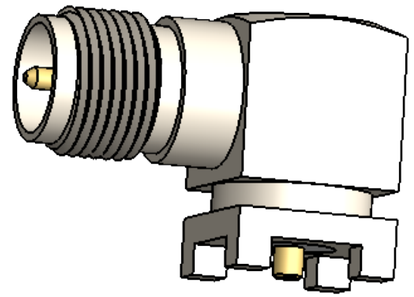

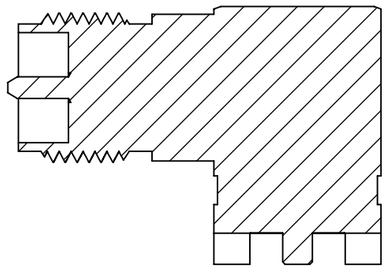

SECTION A-A

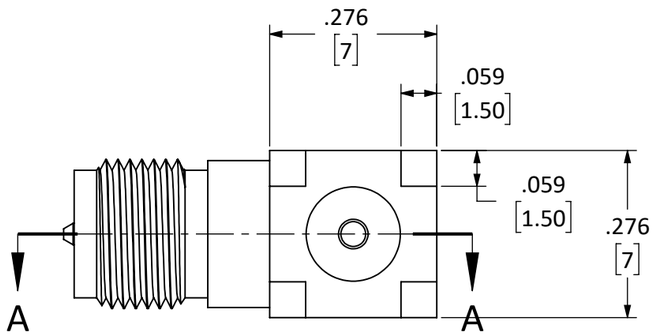

NOTES: (UNLESS OTHERWISE SPECIFIED)
1. ALL DIMENSIONS ARE IN INCHES [mm].
2. DIMENSIONS APPLY AFTER FINISHING.
3. MANUFACTURE TO BE COMPLIANT WITH EU RoHS DIRECTIVE, USE MATERIALS THAT DO NOT CONTAIN REACH SUBSTANCES OF VERY HIGH CONCERN >1000ppm, AND USE DRC CONFLICT-FREE SOURCED MATERIALS.

WARNING: THIS DRAWING CONTAINS PROPRIETARY INFORMATION THAT IS THE SOLE PROPERTY OF LINX TECHNOLOGIES, AND SHALL BE TREATED AS SUCH. NO DISCLOSURE OR REPRODUCTION OF THIS DOCUMENT IS PERMITTED, IN WHOLE OR IN PART, WITHOUT THE EXPRESS WRITTEN PERMISSION OF LINX TECHNOLOGIES OR ITS DESIGNATED AGENTS.

159 ORT LANE
MERLIN, OR 97532

MATERIAL: BRASS PTFE

WEIGHT:

FINISH: NICKEL GOLD

INTERPRET DIMENSIONS AND TOLERANCES PER ASME Y14.5.

.X ±.2
.XX ±.10
.XXX ±.050

ANGLES: ±1°
SURFACE: 32

PROJECTION:

DRAWN: B.MURPHY DT: 29-APR-16

ENGR: DT: 3-MAY-16

TITLE: RP-SMA JACK SURFACE MOUNT

SIZE B | DWG. NO. C-CONREVSMA002-SMD | REV A

SCALE: 4:1 | DO NOT SCALE DRAWING | SHEET 1 OF 1

LDCFDFB_B