© – TE Connectivity, All Rights Reserved.

REVISIONS					
P	LTR	DESCRIPTION	DATE	DWN	APVD
	E	PLATING OPTIMIZATION	27OCT2025	RS	HB

△1 DISTANCE TO INTERFACE–REF.

△2 HOUSING MATERIAL: LIQUID CRYSTAL POLYMER. COLOR: BLACK.

△3 CONTACT BASE MATERIAL: PHOSPHOR BRONZE.
0.00127 [.000050] MIN NICKEL UNDER PLATED.

△4 0.00381 [.000150] MIN TIN ON SOLDER TAILS

△5 SOLDER TAIL ℄ IS OFFSET 0.53[.021] FROM ℄ OF CIRCUIT CAVITY.

△6 MARKED WITH AMP PART NUMBER AND DATE CODE IN APPROXIMATE AREA SHOWN.

△7 RETENTION FEATURE MATERIAL: BERYLLIUM COPPER, 0.250±0.010[.0100±.0004] THICK.

△8 DATUMS AND BASIC DIMENSIONS ESTABLISHED BY CUSTOMER.

9 PACKAGED IN G–PAX.

△10 CONTACT FINISH GOLD PLATED:
0.000076 [.000003] MIN GOLD PLATE IN LOCALIZED PLATE AREA

△11 0.00076 [.000030] MIN GOLD PLATE IN LOCALIZED MATING AREA

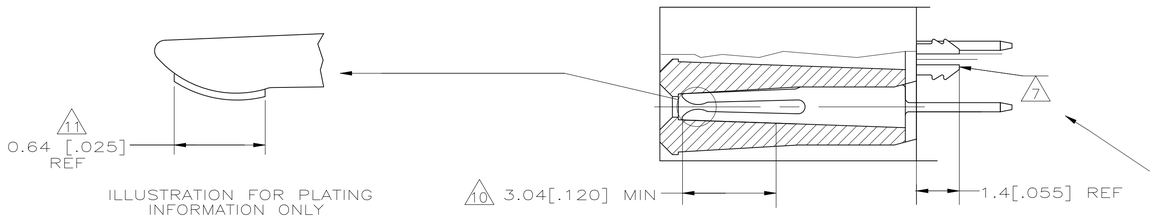

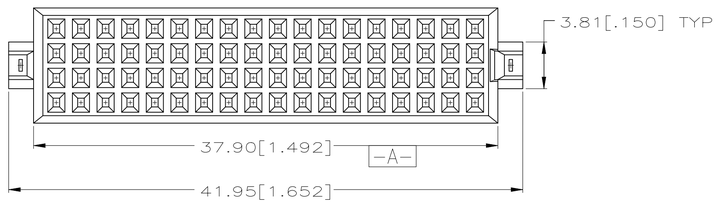

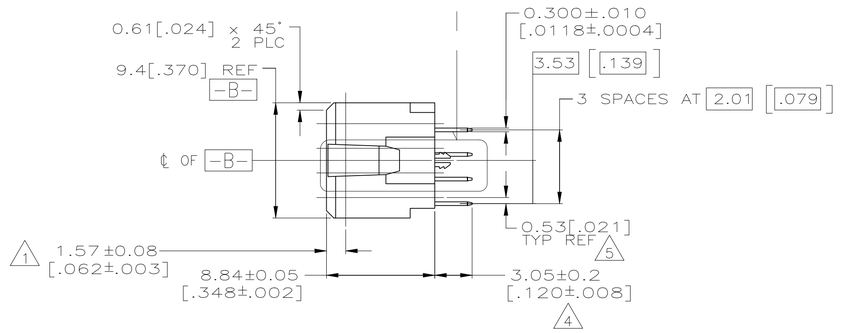

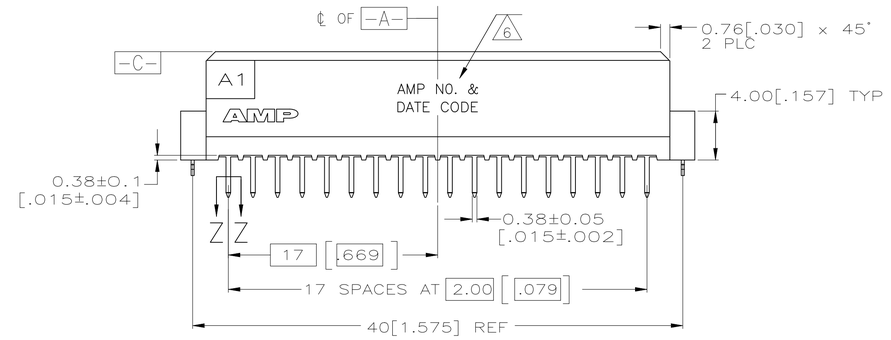

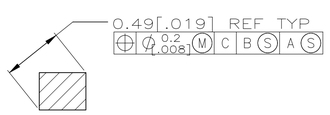

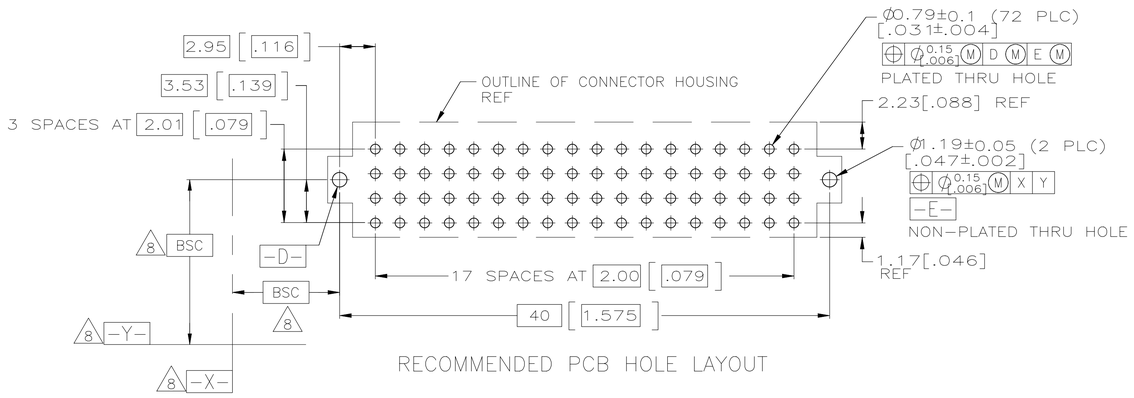

RECOMMENDED PCB HOLE LAYOUT

148376–1
PART NUMBER

THIS DRAWING IS A CONTROLLED DOCUMENT.	DWN L. BRINER 5/7/97	TE Connectivity	
DIMENSIONS: mm	CHK R. PATTERSON 5/7/97	NAME Z–PACK, 2mm RS, VERTICAL RECEPTACLE ASSEMBLY –	
TOLERANCES UNLESS OTHERWISE SPECIFIED: 0 PLC ± – 1 PLC ± – 2 PLC ± 0.13[.005] 3 PLC ± – 4 PLC ± – ANGLES ± –	APVD R. PATTERSON 5/7/97	PRODUCT SPEC –	
		APPLICATION SPEC –	SIZE A1 / CAGE CODE 00779 / DRAWING NO C–148376 / RESTRICTED TO –
MATERIAL HOUSING: △2 CONTACT: △3 RETENSION FEATURE: △7	FINISH CONTACT: △4	WEIGHT –	SCALE 1:1 / SHEET 1 OF 1 / REV E
		CUSTOMER DRAWING	