REV	
F	HD14-6-96P

REVISIONS			
SYM	DESCRIPTION	DATE	APPROVED
C	REVISED PER E.O. A5819	04/21/87	J.R.A.
D	REVISED PER E.O. A6839	07/01/87	J.R.A.
E	REVISED & REDRAWN PER E.O. P16261	09/17/99	R.D.R.
F	REVISED PER E.O. P17742	12-27-02	RDR

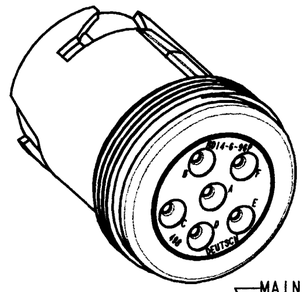

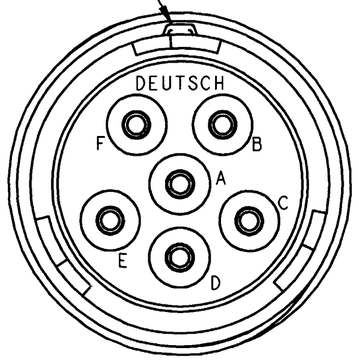

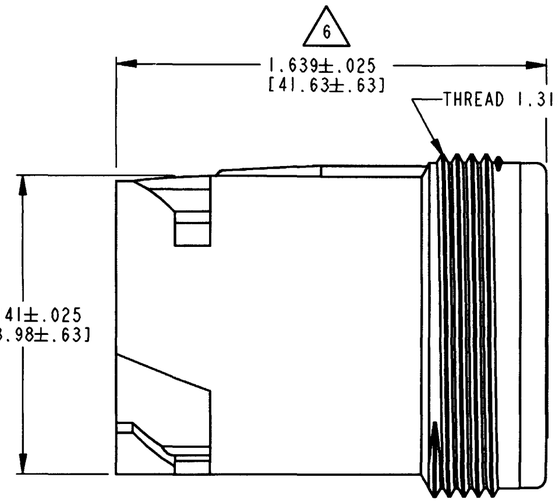

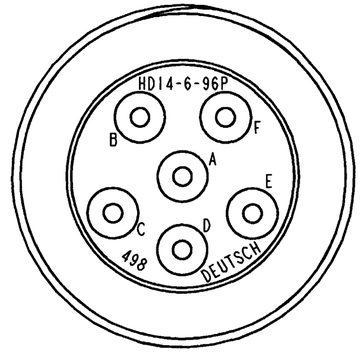

NOTES:

1. CONSULT FACTORY FOR ELECTRICAL AND MATERIAL SPECIFICATIONS.

2. THIS CONNECTOR SERIES WILL ACCOMMODATE THE FOLLOWING WIRE INSULATION DIAMETERS:

CONTACT SIZE	MINIMUM O.D.	MAXIMUM O.D.
16	.100 [2.54]	.150 [3.81]

3. ALL DIMENSIONS ARE IN INCHES [MILLIMETERS].

4. FOR "PERFORMANCE AND APPLICATION CHARACTERISTICS OF SOLID/STAMPED AND FORMED CONTACTS AND WIRES," SEE ENVELOPE DRAWING 0425-015-0000. THIS RECEPTACLE USES PIN CONTACTS ONLY.

5. THIS RECEPTACLE MATES WITH HD16-6-96S*-**** PLUG (* = SEAL TYPE, **** = ALL MODIFICATIONS).

6. OVERALL DIMENSION DOES NOT INCLUDE RUBBER GROMMET.

7. MATERIAL: SHELL: PLASTIC; SEAL: RUBBER.

	SIGNATURE & DATE
DR	J. HAYNES 08/30/99
CHK	Paul Blue 12/1/02
PE	S Beard 12-9-02
APPD	R. Reed 12-27-02
SCALE	NONE WT

RECEPTACLE CONNECTOR
INLINE
HD10 SERIES
ARR. 6-96
COLOR: GREY

ENVELOPE

CP — MATL. CODE

The Deutsch Company
DEUTSCH I.P.D.
3850 INDUSTRIAL AVE.
HEMET, CALIF. 92545

B — DWG SIZE

HD14-6-96P

CODE 11139 | SHEET 1 OF 1