Tyco Electronics

Specification Control Drawing

Raychem

202K1**-*-G03

a) Part as supplied.

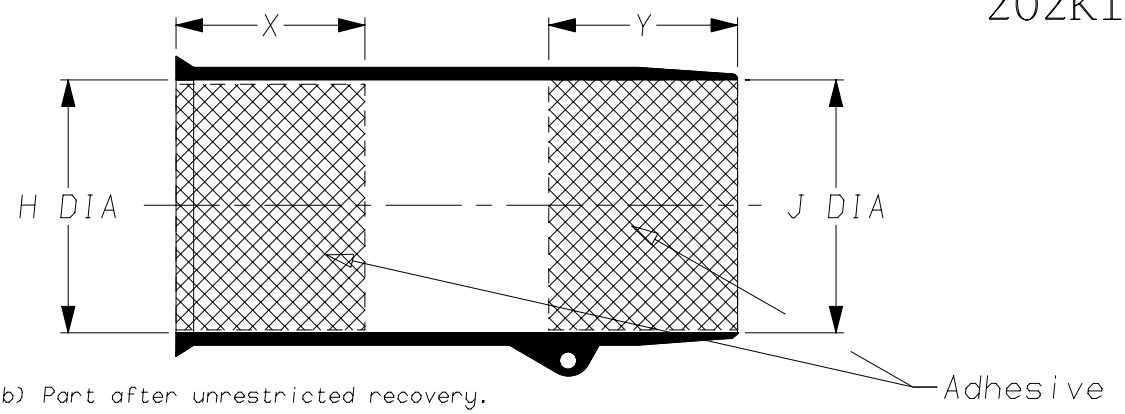

b) Part after unrestricted recovery.

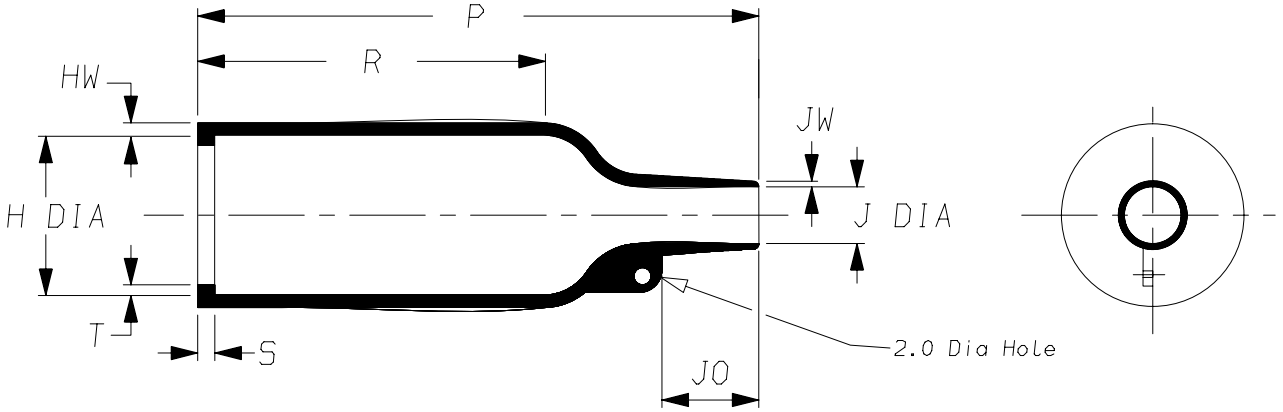

DIMENSIONS in millimetres (in inches, for reference)

Part No.	H Min a	H Max b	J Min a	J Max b	P ±10% b	R ±10% b	S ±10% b	T ±10% b	JO ±10% b	HW ±20% b	JW ±20% b	X ±20% b	Y ±20% b
① 202K121-*-G03	24 (0.94)	10.4 (0.41)	24 (0.94)	5.6 (0.22)	38 (1.50)	21 (0.83)	3.0 (0.12)	1.0 (0.04)	8.5 (0.33)	1.6 (0.06)	0.5 (0.02)	25 (0.98)	10 (0.39)
① 202K132-*-G03	30 (1.18)	14.2 (0.56)	30 (1.18)	5.9 (0.23)	55 (2.17)	32 (1.26)	3.0 (0.12)	1.0 (0.04)	11.5 (0.45)	1.8 (0.07)	1.0 (0.04)	25 (0.98)	15 (0.59)
① 202K142-*-G03	31 (1.22)	18.0 (0.71)	31 (1.22)	7.1 (0.28)	67 (2.64)	35 (1.38)	3.0 (0.12)	1.0 (0.04)	17.0 (0.67)	1.8 (0.07)	1.0 (0.04)	25 (0.98)	25 (0.98)
① 202K153-*-G03	36 (1.42)	22.4 (0.88)	36 (1.42)	8.4 (0.33)	80 (3.15)	42 (1.65)	3.0 (0.12)	1.0 (0.04)	19.5 (0.77)	2.0 (0.08)	1.0 (0.04)	25 (0.98)	25 (0.98)
202K163-*-G03	43 (1.69)	28.2 (1.11)	43 (1.69)	9.9 (0.39)	99 (3.90)	61 (2.40)	3.0 (0.12)	1.7 (0.07)	21.0 (0.83)	2.2 (0.09)	1.2 (0.05)	25 (0.98)	25 (0.98)
202K174-*-G03	60 (2.36)	35.1 (1.38)	60 (2.36)	15.7 (0.62)	130 (5.12)	72 (2.83)	3.0 (0.12)	1.7 (0.07)	39.0 (1.54)	3.2 (0.13)	1.5 (0.06)	25 (0.98)	25 (0.98)
202K185-*-G03	66 (2.60)	44.5 (1.75)	66 (2.60)	16.8 (0.66)	170 (6.69)	90 (3.54)	3.0 (0.12)	2.0 (0.08)	51.5 (2.03)	3.8 (0.15)	2.0 (0.08)	25 (0.98)	25 (0.98)

This variant has no internal lips

Copyright (!)

The copyright in this drawing is the property of Tyco Electronics UK Ltd. The drawing is issued on the condition that it is not copied, reproduced or disclosed to a third party, either in whole or in part without the prior written consent of Tyco Electronics UK Ltd.

Drawn A.LILLEY. Checked Issue 3 Date March 2007

Approval

Design MKTG. Q.A.

Conforms to ISO Recommendations
3rd Angle Projection
Not to Scale

Raychem	Specification Control Drawing	Part Number 202K1**-*-G03 Issue 3

Iss.	Date	E.C.R. No.	Details of Change
2	April 1990	5628	121 & 132 sizes added
3	March 2007	CR06-HM-012	Imperial dimensions added

Ordering Information

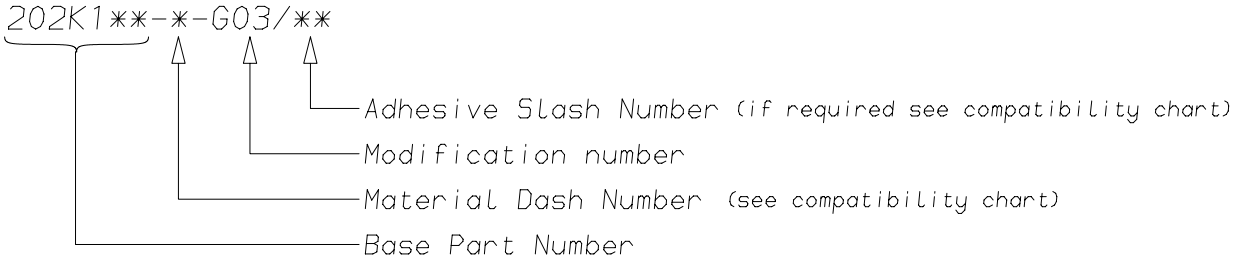

COMPATIBILITY CHART

Material Dash Number	Material Description	SPEC Number	Coating Slash Number
-3	POLYOLEFIN, SEMI-RIGID	RT-301, RK-6703	/42 ,/86, /180
-4	POLYOLEFIN, FLEXIBLE	RT-1304 RT-1050	/42 ,/86, /180
-6	SILICON	RT-602, RK-6706	N/A
-25	ELASTOMER, FLUID RESISTANT	RT-1325, RK-6713	/42, /86, /225
-130	POLYOLEFIN, COMMERCIAL FLEXIBLE	RW-2008	/42

NOTES

(1) Supplied with 2 lips only, Dimension V does not apply.

(2) If eyelet clip (000W212) is required with part then add CS-1858 to description (i.e. 202K132-3-G03-CS-1858-0).

(3) When required coating will be as shown

(4) As supplied dimensions are for uncoated parts, when coating is added entry diameters will reduce by 1.5mm Max.

(5) On some parts a bump or depression at the material injection point may exist as a normal manufacturing process.

Tyco Electronics UK Ltd.
Faraday Road,
Swindon, Wiltshire, SN3 5HH
England
Telephone: (01793) 528171 Fax: 572516

Tyco Electronics Corporation
300, Constitution Drive,
Menlo Park, CA 94025
USA
Telephone (650) 361-3860 Fax: (650) 361-5579

Cage Code K1010 | Cage Code 06090