© 2020 TE Connectivity. All Rights Reserved.

REVISIONS					
P	LTR	DESCRIPTION	DATE	DWN	APVD
	A1	REVISE	15JAN2021	S.Z	I.Y
	B	REVISED PER PCN :E-21-004518	16APR2021	S.Z	Z.Z
	B1	REVISE ECN-22-186969	28NOV2022	W.W	Z.Z
	B2	REVISE ECR-25-239625	28MAR2025	K.M	Z.Z

2366036-1 SHOWN AS

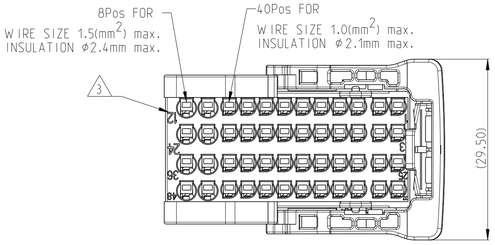

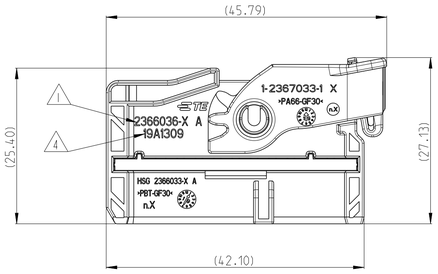

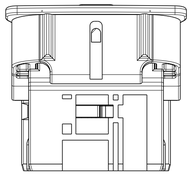

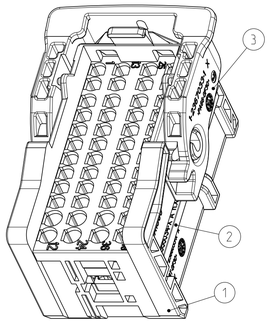

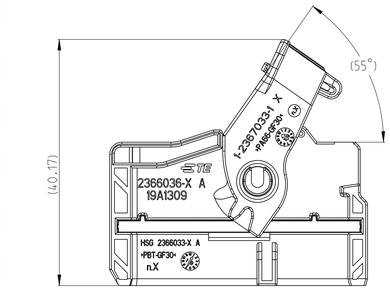

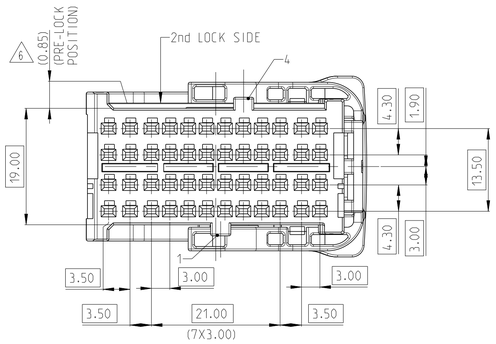

NOTES:

1. ASSEMBLY PN AND PART REVISION:
   2366036-X A
   X: X=1, 2, 3, 4 FOR VARIOUS CODE.
   A: PART REVISION, DETAIL SEE TABLE ON THE DRAWING SHEET 1.

2. MATERIAL: SEE TABLE ON THE DRAWING SHEET 1.

3. IDENTIFICATION FOR CABLE PINOUT.

4. THE ASSEMBLY DATE CODE: INDENTIFIES THE YEAR, MONTH, DAY AND HOUR OF ASSEMBLY.
   SUCH AS :19A1309
   19: YEAR, FIRST AND SECOND DIGITS (19=2019)
   A: MONTH, THIRD DIGIT , EXCLUDING "I" , A=JAN, B=FEB, C=MARCH...H=AUGUST,J=SEPTEMBER...
   13: DAY, FOURTH AND FIFTH DIGITS(13=13th DAY)
   09: HOUR, SIXTH AND SEVENTH DIGITS(09=09AM)

5. INSTALL LEVER AND SECOND LOCK ONTO HOUSING AS SHOWN.

6. VERIFY THE SECOND LOCK SEATED ON PRE-LOCK POSITION FOR DELIVERY.
   PULL SECOND LOCK TO PRE-LOCK BEFORE TERMINAL INSERTION IN CASE OF SECOND LOCK BEING HIT TO END-LOCK POSITION.

7. APPLICABLE TERMINAL PART NUMBERS AND WIRE SIZE SHOWN AS BELOW FOR RECOMMEND.
   CONSULT TE CONNECTIVITY FOR MORE APPLICATION INFORMATION.

TERMINAL PN	TERMINAL PLATING	WIRE SIZE (MM2)	INSULATION WIRES OD (MM)
7-1452656-1	TIN	0.50~0.75	ϕ1.40~ϕ1.90
7-1452659-1	TIN	1.0~1.5	ϕ1.90~ϕ2.40

8. THIS PLUG MATES WITH TAB 2366066-X. (X=1, 2, 3, 4 FOR VARIOUS CODE).

B2

CODING A 2366036-1	CODING B 2366036-2	CODING C 2366036-3	CODING D 2366036-4	CODING E 2366036-5	CODING F 2366036-6
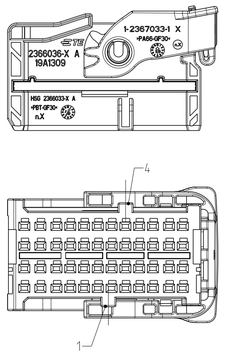	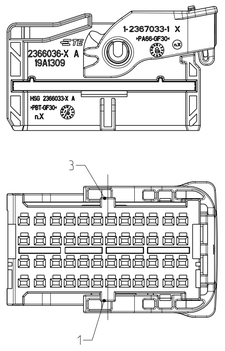	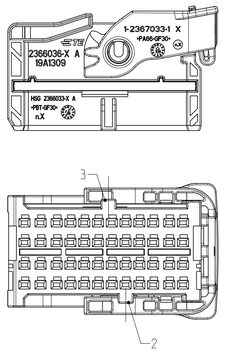	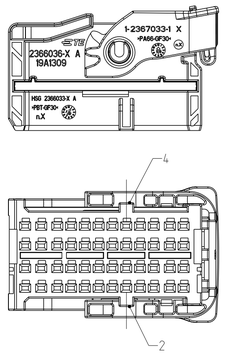	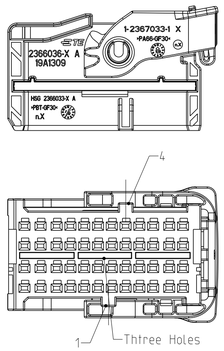	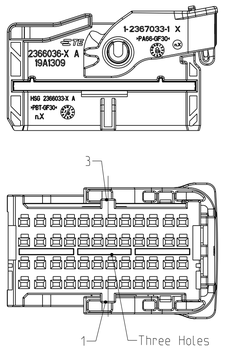

B2

1	1	1	1	1	1	LEVER	PA66-GF30	YELLOW	3
1	1	1	1	1	1	SECOND LOCK	PBT-GF30	YELLOW	2
1						HOUSING.CODE F	PBT-GF30	ORANGE	1
	1					HOUSING.CODE E	PBT-GF30	NATURAL	
		1				HOUSING. CODE D	PBT-GF30	BLUE	
			1			HOUSING. CODE C	PBT-GF30	GREEN	
				1		HOUSING. CODE B	PBT-GF30	GRAY	
					1	HOUSING. CODE A	PBT-GF30	BLACK	
-6	-5	-4	-3	-2	-1	PART NO	MATERIAL	COLOUR	ITEM NO
F	E	D	C	B	A	CODING			
A	A	B	B	B	B	REVISION OF EACH ASSY NO (WHEN BLANK, USE DWG REVISION)			
19.41	19.41	19.41	19.41	19.41	19.41	WEIGHT OF EACH ASSY NO. [g]			
QTY REQD PER ASSY						PARTS LIST			

THIS DRAWING IS A CONTROLLED DOCUMENT.

DIMENSIONS: mm

TOLERANCES UNLESS OTHERWISE SPECIFIED:
0 PLC ±0.5
1 PLC ±0.3
2 PLC ±0.20
3 PLC ±0.100
4 PLC ±0.0500
ANGLES ±5°

MATERIAL: - / -

FINISH: - / -

	NAME	DATE
DWN	S.ZHANG	03JAN2020
CHK	E.JIANG	03JAN2020
APVD	I.YIN	03JAN2020

PRODUCT SPEC: 108-32618

APPLICATION SPEC: 114-32365

WEIGHT: -

TE Connectivity

48POS. MCON 1.2LL. PLUG HSG ASSY
UNSEALED, CONNECTOR

SIZE	CAGE CODE	DRAWING NO	RESTRICTED TO
A1	00779	C-2366036	-

CUSTOMER DRAWING | SCALE 2:1 | SHEET 1 OF 1 | REV B2