© 2019 TE Connectivity. All Rights Reserved.

REVISIONS					
P	LTR	DESCRIPTION	DATE	DWN	APVD
	A1	ECR-20-005866	09JUL2020	DW	CW
	A2	ECR-20-011267	10AUG2020	DW	CW
	B	ECR-21-111798	15SEP2021	WQR	CW
	C	ECR-25-237909	09SEP2025	ABS	RB

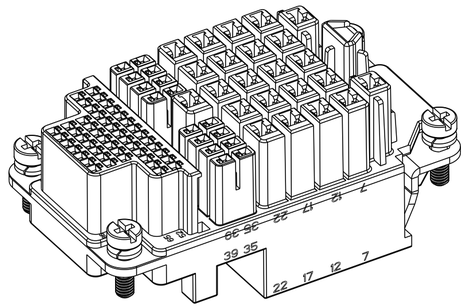

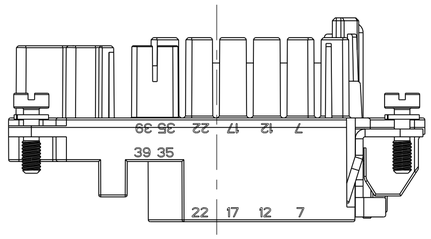

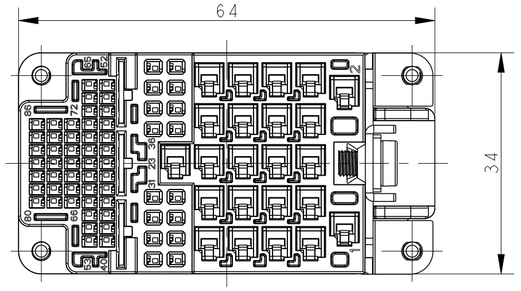

4X M3 SCREW, RECOMMENDED TIGHTENING TORQUE 0.5Nm
4X M3螺丝，推荐锁紧力矩0.5Nm

M4 SCREW RECOMMENDED TIGHTENING TORQUE 1.2Nm
M4螺丝，推荐锁紧力矩1.2Nm

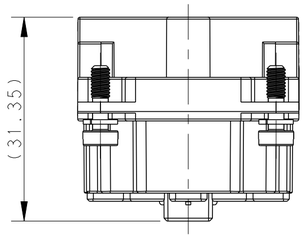

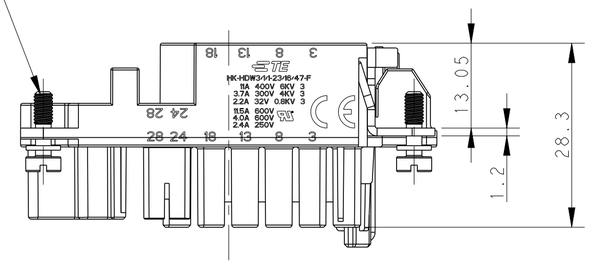

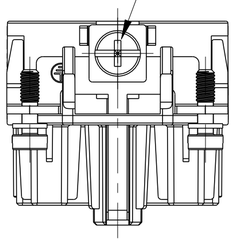

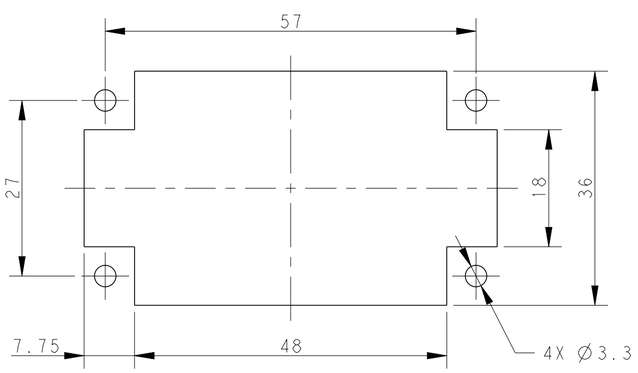

PANEL CUT OUT FOR INSERTS FOR USING WITHOUT HOODS/HOUSINGS
不使用防护外壳时芯件的安装开孔图

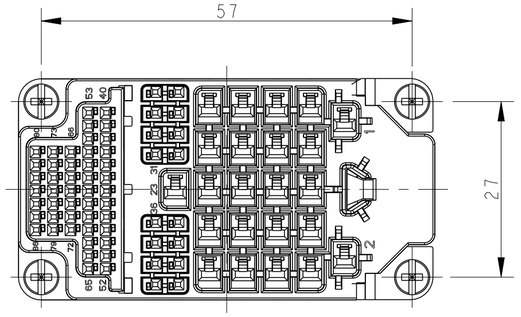

NOTES:
1. TECHNICAL CHARACTERISTICS:
   INSULATION MATERIAL: PBT,BLACK
   RATED VOLTAGE:
   POWER(23 POS): 400 V
   POWER(16 POS): 300 V
   SIGNAL(47 POS): 32 V
   RATED CURRENT:
   POWER(23 POS): 11 A
   POWER(16 POS): 3.7 A
   SIGNAL(47 POS): 2.2 A
   INSULATION RESISTANCE: >=100MΩ
   RATED IMPULSE VOLTAGE:
   POWER(23 POS): 6 KV
   POWER(16 POS): 4 KV
   SIGNAL(47 POS): 0.8 KV
   POLLUTION DEGREE: 3
   FLAMMABILITY: UL94V-0
   MATING CYCLES: SEE TABLE 1
   OPERATION TEMPERATURE : -40°C~+125°C
   WIRE RANGE: SEE TABLE 1
   CONTACT TYPE: CRIMP CONTACT
2. CONTACT NEED TO BE ORDERED SEPARATELY.
   (ORDER No. REFER TO DRAWING : SEE TABLE 1)

注释：
1. 技术参数：
   绝缘材料： PBT,黑色
   额定电压： 电源(23 POS): 400 V, 电源(16 POS): 300 V
   信号(47 POS): 32 V
   额定电流： 电源(23 POS): 11 A, 电源(16 POS): 3.7 A
   信号(47 POS): 2.2 A
   绝缘电阻： >=100MΩ
   额定脉冲电压： 电源(23 POS): 6 KV, 电源(16 POS): 4 KV
   信号(47 POS): 0.8 KV
   污染等级： 3
   阻燃等级： UL94V-0
   插拔次数： 见表格1
   工作温度： -40°C~+125°C
   接线范围： 见表格1
   接线类型： 冷压接
2. 端子需要单独订购.
   (订货号参考图面： 见表格1)

TABLE 1
表格1

HYBRID TYPE 混合类型	INSULATION RANGE(mm) 电缆绝缘外径范围(mm)	WIRE RANGE 线规	SIZE 大小	REEL 卷	L/P 散件	DESCRIPTION 端子类型描述	MATING CYCLES 插拔次数
				PART NUMBER			
SIGNAL(47 POS) 信号(47 POS)	1.08-1.6	AWG28-22, 0.08-0.37SQmm	M	2316670-2	2316671-2	HD1 RECEPTACLE CONTACT	500
	0.6-1.2	AWG30-28, 0.05-0.10SQmm	S	2316670-1	2316671-1		
POWER(16 POS) 电源(16 POS)	1.4-2.2	AWG22-18, 0.34-0.87SQmm	2L	2316670-4	2316671-4		
	1.08-1.9	AWG28-22, 0.08-0.37SQmm	L	2316670-3	2316671-3		
	1.08-1.6	AWG28-22, 0.08-0.37SQmm	M	2316670-2	2316671-2		
	0.6-1.2	AWG30-28, 0.05-0.10SQmm	S	2316670-1	2316671-1		
POWER(23 POS) 电源(23 POS)	3.1-3.8	AWG16-14, 1.25-2.20SQmm	3L	-	2311162-5	HD3 RECEPTACLE CONTACT	
	3.1-3.4	AWG16-14, 1.25-2.20SQmm	3L	2298107-5	-		
	2.2-2.8	AWG16-14, 1.25-2.20SQmm	2L	2298107-4	2311162-4		
	1.8-2.8	AWG20-16, 0.50-1.25SQmm	L	2298107-3	2311162-3		
	1.2-2.6	AWG24-20, 0.20-0.50SQmm	M	2298107-2	2311162-2		
	0.8-1.4	AWG28-24, 0.08-0.20SQmm	S	2298107-1	2311162-1		

PART NUMBER 料号	HK-HDW3/1/1-23/16/47-F	PART DESCRIPTION 描述: HK-HDW3/1/1-23/16/47 FEMALE INSERT HK-HDW3/1/1-23/16/47母插
T2120865201-000		

THIS DRAWING IS A CONTROLLED DOCUMENT.

DIMENSIONS: mm

TOLERANCES UNLESS OTHERWISE SPECIFIED:
0 PLC ±-
1 PLC ±-
2 PLC ±-
3 PLC ±-
4 PLC ±-
ANGLES ±-

MATERIAL -
-

FINISH -
-

DWN DAVID WANG 10OCT2019
CHK GINO YAO 10OCT2019
APVD CHRIS WANG 10OCT2019
PRODUCT SPEC 108-137458
APPLICATION SPEC 114-137458
WEIGHT -

TE Connectivity

NAME HK-HDW3/1/1-23/16/47-F

SIZE	CAGE CODE	DRAWING NO	RESTRICTED TO
A2	00779	C-T2120865201000	

CUSTOMER DRAWING | SCALE 3:2 | SHEET 1 OF 1 | REV C