REVISIONS			
REV	DESCRIPTION	DATE	APPV
B	ADDED NEW TITLE BLOCK AND HEAT SHRINK, UPDATED INSTRUCTIONS	11-JUL-12	SAH
C	REDRAWN IN SW, UPDATED WASHER (FN2) DIAMETER FROM 9.57 TO 7.8, UPDATED NOTES TO CURRENT STANDARDS	AJVM 11/20/22	

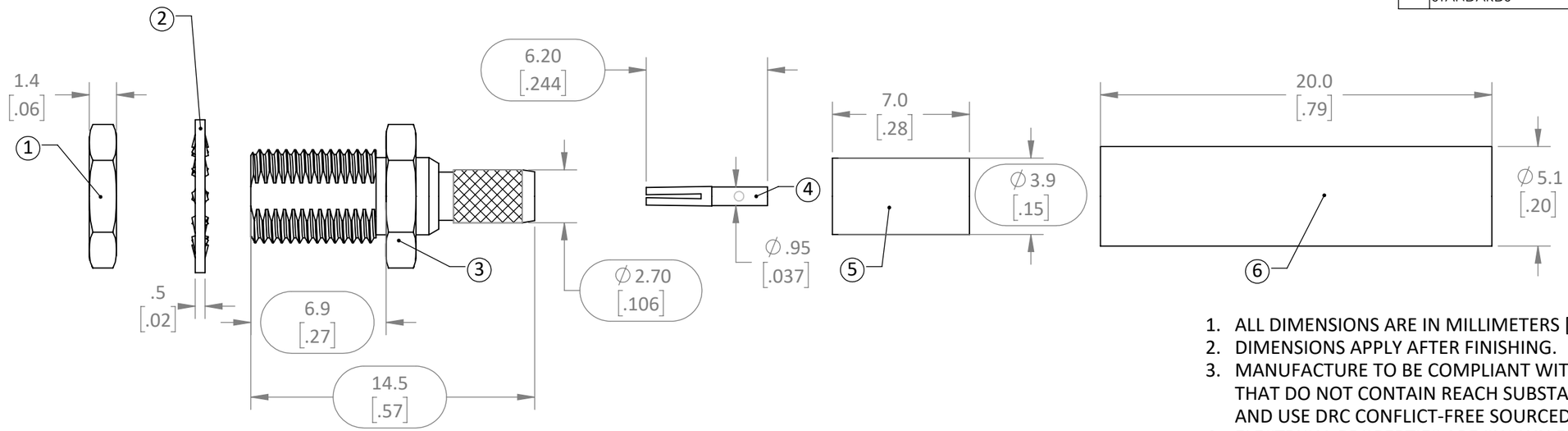

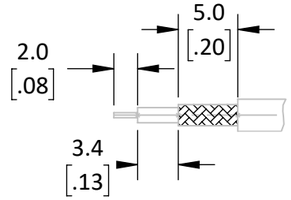

RG-174 RECOMMENDED
CABLE STRIPPING DIMENSIONS
SCALE 2:1

CONMCX005 ASSEMBLY INSTRUCTIONS

1. STRIP CABLE TO THE RECOMMENDED DIMENSIONS.
2. SLIP HEAT SHRINK (FN6) AND CRIMP RING (FN5) OVER STRIPPED CABLE.
3. SOLDER THE PIN (FN4) TO THE CENTER CONDUCTOR OF CABLE.
4. INSERT THE ASSEMBLY INTO THE BODY (FN3) UNTIL THE PIN (FN4) SNAPS INTO PLACE.
5. WRAP THE BRAID AROUND THE GNURLED END OF THE BODY (FN3) AND CRIMP THE RING (FN5) WITH A 0.125" HEX CRIMP TOOL (OR ONE LABELED FOR USE WITH RG-174 CABLE).
6. USE HEAT SHRINK TO COVER CRIMP.
7. USE NUT (FN1) AND WASHER (FN2) TO SECURE THE CONNECTOR TO A PANEL.

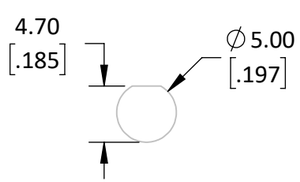

RECOMMENDED
MOUNTING HOLE
SCALE 2:1

1. ALL DIMENSIONS ARE IN MILLIMETERS [IN].
2. DIMENSIONS APPLY AFTER FINISHING.
3. MANUFACTURE TO BE COMPLIANT WITH EU RoHS DIRECTIVE,USE MATERIALS THAT DO NOT CONTAIN REACH SUBSTANCES OF VERY HIGH CONCERN >1000ppm, AND USE DRC CONFLICT-FREE SOURCED MATERIALS.
4. ELECTRICAL PROPERTIES ARE SHOWN FOR REFERENCE ONLY. SEE DATA SHEET FOR COMPLETE LIST OF SPECIFICATIONS.
   1. FREQUENCY RANGE 0-6GHz
   2. INSERTION LOSS NTE: .075xvf(GHz)
5. PRODUCT TESTED IAW INTERNAL TEST PLAN AT LATEST REVISION.
6. UNLISTED DIMENSIONS ARE CONTROLLED BY SOLID MODEL AT LATEST REVISION.
7. MECHANICAL:
   1. MAX BULKHEAD TORQUE: .56nm[5in/lbs]
   2. INTERFACE: MCX TYPE IAW CECC 22220 AND CECC 22221
   3. MAX PANEL THICKNESS: 4.7 [.19"]

ITEM NUMBER	QTY.	U/M	DESCRIPTION
1	1	EA	NUT, HEX, 1/4x.05 10-56 UNS-2B, BRASS/GOLD
2	1	EA	WASH TOOTH .31OD #10x.02THK GOLD/BRASS
3	1	EA	CONNECT BODY MCX JACK BLKHD CRIMP GOLD/BRASS
4	1	EA	PIN CRIMP MCX JACK BLKHD GOLD/BeCu
6	20	mm	SHRINK POLYOL .2OD 2:1
5	1	EA	CRIMP .28x.15OD GOLD/BRASS

WARNING: THIS DRAWING CONTAINS PROPRIETARY INFORMATION THAT IS THE SOLE PROPERTY OF LINX TECHNOLOGIES, AND SHALL BE TREATED AS SUCH. NO DISCLOSURE OR REPRODUCTION OF THIS DOCUMENT IS PERMITTED, IN WHOLE OR IN PART, WITHOUT THE EXPRESS WRITTEN PERMISSION OF LINX TECHNOLOGIES OR ITS DESIGNATED AGENTS.

159 ORT LANE
MERLIN, OR 97532

MATERIAL: SEE BOM
WEIGHT:
FINISH: SEE BOM

INTERPRET DIMENSIONS AND TOLERANCES PER ASME Y14.5.
.X ±2.0
.XX ±1.00
.XXX ±.500
ANGLES: ±1°
SURFACE: 32
PROJECTION:

DRAWN: AJVM DT: 11/30/22
ENGR: DASARATHAN DT: 12/1/22

TITLE:
MCX FEMALE BULKHEAD MOUNT CABLE CRIMP FOR RG174 CABLE

SIZE B | DWG. NO. C-CONMCX005 | REV C
SCALE: 4:1 | DO NOT SCALE DRAWING | SHEET 1 OF 1

LDCFDFB_B