REVISION G

DO NOT SCALE FROM THIS PRINT

DESIGNED & DIMENSIONED IN MILLIMETERS[INCHES]

QSFPK-PF-XX

PRESS FIT

OPTION
-02: WITH HEAT SINK ASSEMBLED (SEE NOTE 4) (USE QSFPC-PF-02, QSFP8-038-01-L-D-RA1, HS-100-01 & SH58-01 ONE EACH)
-03: WITH HEAT SINK IN A KIT (USE QSFPC-PF-02, QSFP8-038-01-L-D-RA1, HS-100-01, & SH58-01 ONE EACH)

TABLE 1

STYLE	PART NUMBER	QUANTITY
QSFPK-PF-02	QSFPC-PF-02	1.000
	QSFP8-038-01-L-D-RA1	1.000
	PT-1-24-02-44	0.033
	TP-03	0.066
	PT-RPB1001	0.110
	TP-04	0.220
QSFPK-PF-03	QSFPC-PF-03	1.000
	QSFP8-038-01-L-D-RA1	1.000
	HS-100-01	1.000
	SH58-01	1.000
	PT-1-24-02-44	0.033
	TP-03	0.232
	PT-RPB1001	0.110
	TP-04	0.220
	PT-1-24-14-29	0.083
	PT-1-24-01-34	0.045
	TP-07	0.090

NOTES:

1. ⬡ REPRESENTS A CRITICAL DIMENSION.
2. MINIMUM PUSHOUT FORCE: 1.11N[0.25 LB].
3. OPTIONS -02 MUST BE PACKAGE IN TRAYS, FOR OPTION -03 CAGE MUST BE PACKAGED IN TRAYS, HEAT SINK AND SHIELD MUST BE PACKAGED IN TUBES
4. HEAT SINK MUST BE REMOVED PRIOR TO TERMINATION TO PRINTED CIRCUIT BOARD.
5. SEE QSFPC-PF APPLICATION FOR ADDITIONAL TERMINATION INSTRUCTIONS.

UNLESS OTHERWISE SPECIFIED, DIMENSIONS ARE IN MILLIMETERS.
TOLERANCES ARE:
DECIMALS
X.X: ±0.3 [.01]
X.XX: ±0.13 [.005]
X.XXX: ±0.051 [.0020]
ANGLES
2 °

* PROPRIETARY NOTE *
THIS DOCUMENT CONTAINS CONFIDENTIAL AND PROPRIETARY INFORMATION AND ALL DESIGN, MANUFACTURING, REPRODUCTION, USE, PATENT RIGHTS AND SALES RIGHTS ARE EXPRESSLY RESERVED BY SAMTEC, INC. THIS DOCUMENT SHALL NOT BE DISCLOSED, IN WHOLE OR PART, TO ANY UNAUTHORIZED PERSON OR ENTITY NOR REPRODUCED, TRANSFERRED OR INCORPORATED IN ANY OTHER PROJECT IN ANY MANNER WITHOUT THE EXPRESS WRITTEN CONSENT OF SAMTEC, INC.

MATERIAL: DO NOT SCALE DRAWING SHEET SCALE: 1.5:1

INSULATOR: LCP
CONTACT: PHOS BRONZE
SHIELD: PHOS BRONZE & SUS 304
HEAT SINK: ALUMINUM-ALLOY

c:\enterprisevault\DWG\MISC\MKTG\QSFPK-PF-XX-MKT.SLDDRW

samtec
520 PARK EAST BLVD, NEW ALBANY, IN 47150
PHONE: 812-944-6733 FAX: 812-948-5047
e-Mail info@SAMTEC.com code 55322

DESCRIPTION: QSFP ASM

DWG. NO. QSFPK-PF-XX

BY: ROY LUO 7/5/2010

REVISION G

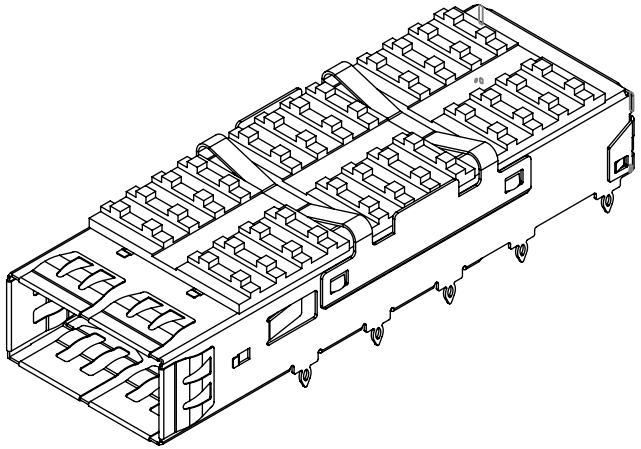

QSFPC-PF-02

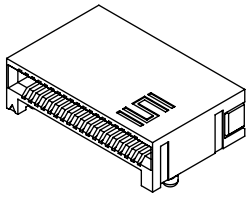

QSFP8-038-01-L-D-RA1

FIG 2
(QSFPK-PF-02 SHOWN)

PACKAGING VIEW FOR CONNECTOR
(SEE NOTE 3)

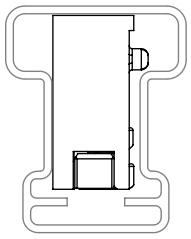

TUBE: PT-1-24-02-44
PLUG: TP-03

c:\enterprisevault\DWG\MISC\MKTG\QSFPK-PF-XX-MKT.SLDDRW

* PROPRIETARY NOTE *
THIS DOCUMENT CONTAINS CONFIDENTIAL AND PROPRIETARY INFORMATION AND ALL DESIGN, MANUFACTURING, REPRODUCTION, USE, PATENT RIGHTS AND SALES RIGHTS ARE EXPRESSLY RESERVED BY SAMTEC, INC. THIS DOCUMENT SHALL NOT BE DISCLOSED, IN WHOLE OR PART, TO ANY UNAUTHORIZED PERSON OR ENTITY NOR REPRODUCED, TRANSFERRED OR INCORPORATED IN ANY OTHER PROJECT IN ANY MANNER WITHOUT THE EXPRESS WRITTEN CONSENT OF SAMTEC, INC.

DO NOT SCALE DRAWING

SHEET SCALE: 1.5:1

520 PARK EAST BLVD, NEW ALBANY, IN 47150
PHONE: 812-944-6733 FAX: 812-948-5047
e-Mail info@SAMTEC.com code 55322

DESCRIPTION: QSFP ASM

DWG. NO. QSFPK-PF-XX

BY: ROY LUO 7/5/2010

REVISION G

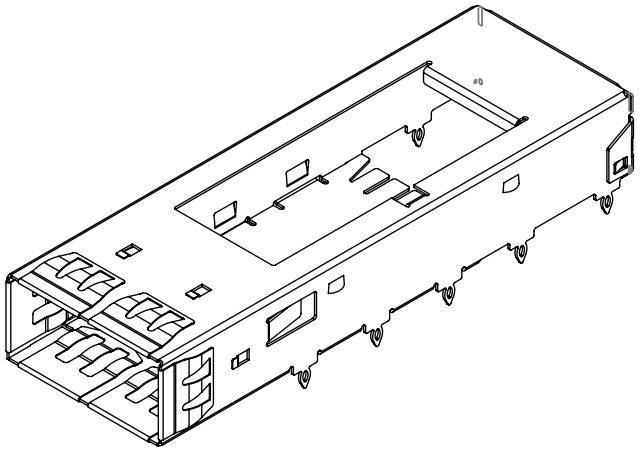

QSFPC-PF-03

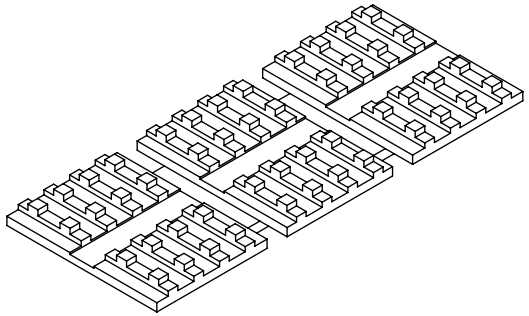

HS-100-01

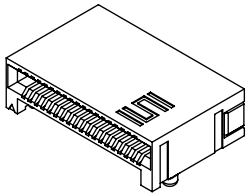

QSFP8-038-01-L-D-RA1

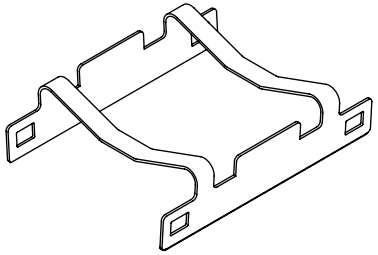

SH58-01

FIG 3
(QSFPK-PF-03 SHOWN)

PACKAGING VIEW FOR CONNECTOR
(SEE NOTE 3)

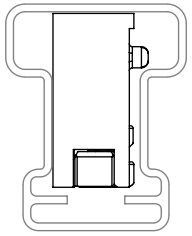

TUBE: PT-1-24-02-44
PLUG: TP-03

PACKAGING VIEW FOR SHIELD
(SEE NOTE 3)

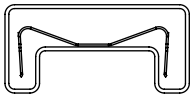

TUBE: PT-1-24-01-34
PLUG: TP-07

PACKAGING VIEW FOR HEAT SINK
(SEE NOTE 3)

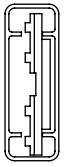

TUBE: PT-1-24-14-29
PLUG: TP-03

c:\enterprisevault\DWG\MISC\MKTG\QSFPK-PF-XX-MKT.SLDDRW

* PROPRIETARY NOTE *
THIS DOCUMENT CONTAINS CONFIDENTIAL AND PROPRIETARY INFORMATION AND ALL DESIGN, MANUFACTURING, REPRODUCTION, USE, PATENT RIGHTS AND SALES RIGHTS ARE EXPRESSLY RESERVED BY SAMTEC, INC. THIS DOCUMENT SHALL NOT BE DISCLOSED, IN WHOLE OR PART, TO ANY UNAUTHORIZED PERSON OR ENTITY NOR REPRODUCED, TRANSFERRED OR INCORPORATED IN ANY OTHER PROJECT IN ANY MANNER WITHOUT THE EXPRESS WRITTEN CONSENT OF SAMTEC, INC.

DO NOT SCALE DRAWING

SHEET SCALE: 1.5:1

samtec
520 PARK EAST BLVD, NEW ALBANY, IN 47150
PHONE: 812-944-6733 FAX: 812-948-5047
e-Mail info@SAMTEC.com code 55322

DESCRIPTION: QSFP ASM

DWG. NO. QSFPK-PF-XX

BY: ROY LUO 7/5/2010