REVISION L

THIS PRODUCT MANUFACTURED WITH LEAD-FREE PROCESSING

DESIGNED & DIMENSIONED IN MILLIMETERS[INCHES]

DO NOT SCALE FROM THIS PRINT

TABLE 1			
ITEM	COMPONENT	-H	-HN
1	SUB ASSEMBLY	SUB-MCX-P-C-F-ST-CA1	SUB-MCX-P-C-FN-ST-CA1
2	PIN	MCX-PIN-001-H	MCX-PIN-001-H
3	FERRULE	MCX-FER-001-F	MCX-FER-001-N

MCX-P-C-XX-ST-CA1

GENDER
-P: PLUG

TYPE
-C: CABLE

ORIENTATION
-ST: STRAIGHT

TERMINATION
-CA1: CABLE
(RG174 OR RG316)

PLATING SPECIFICATION
-H: 30µ" GOLD CENTER CONTACT,
3µ" GOLD OUTER CONTACT
-HN: 30µ" GOLD CENTER CONTACT,
100µ" NICKEL OUTER CONTACT
(SEE TABLE 1)

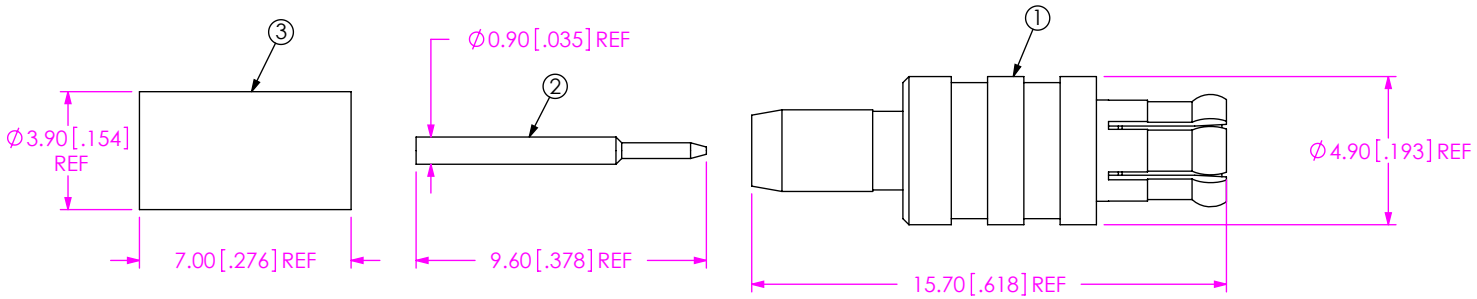

FIG1
MCX-P-C-XX-ST-CA1 SHOWN

NOTES:

1. Ⓒ REPRESENTS A CRITICAL DIMENSION.
2. CENTER CONTACT PUSHOUT FORCE: 10 N [2.25 LB] MIN.
3. NOTE DELETED.
4. NOTE DELETED.
5. PRODUCT TO BE PACKAGED PER PRECISION RF SECTION OF PACKAGING MANUAL.
6. NOTE DELETED.
7. NOTE DELETED.
8. NOTE DELETED.

F:\dwg\sw\exisprod\assembly\rf\mcx\mcx-p-c-xx-st-ca1\MCX-P-C-XX-ST-CA1.slddrw

UNLESS OTHERWISE SPECIFIED, DIMENSIONS ARE IN MILLIMETERS [INCHES].
TOLERANCES ARE:
DECIMALS
.X: ±0.3 [.01]
.XX: ±0.13 [.005]
.XXX: ±0.051 [.0020]
ANGLES
5°

* PROPRIETARY NOTE *
THIS DOCUMENT CONTAINS CONFIDENTIAL AND PROPRIETARY INFORMATION AND ALL DESIGN, MANUFACTURING, REPRODUCTION, USE, PATENT RIGHTS AND SALES RIGHTS ARE EXPRESSLY RESERVED BY SAMTEC, INC. THIS DOCUMENT SHALL NOT BE DISCLOSED, IN WHOLE OR PART, TO ANY UNAUTHORIZED PERSON OR ENTITY NOR REPRODUCED, TRANSFERRED OR INCORPORATED IN ANY OTHER PROJECT IN ANY MANNER WITHOUT THE EXPRESS WRITTEN CONSENT OF SAMTEC, INC.

520 PARK EAST BLVD, NEW ALBANY, IN 47150
PHONE: 812-944-6733 FAX: 812-948-5047
e-Mail: info@SAMTEC.com code: 55322

MATERIAL: DO NOT SCALE DRAWING SHEET SCALE: 4:1

SHELL, FERRULE: BRASS
CONTACT: BRASS
DIELECTRIC: PTFE

DESCRIPTION:
MCX STRAIGHT CABLE PLUG, RG174 & RG316- 50 OHM

DWG. NO.
MCX-P-C-XX-ST-CA1

BY: R MUSSER 02/06/2008 SHEET 1 OF 2

REVISION L

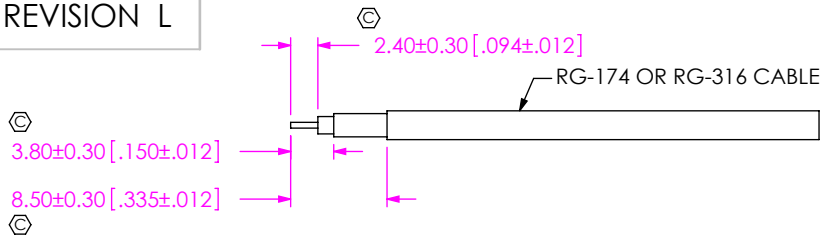

IN-PROCESS 1
STRIP AND TIN INNER CONDUCTOR

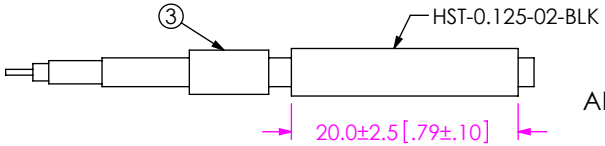

IN-PROCESS 2
ADD HEAT SHRINK TUBE AND FERRULE

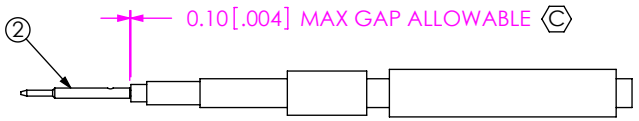

IN-PROCESS 3
SOLDER SIGNAL PIN

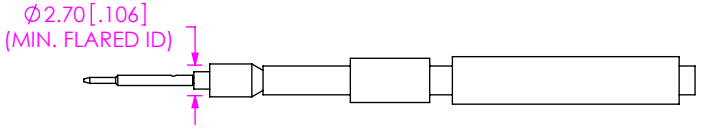

IN-PROCESS 4
FLARE SHIELD

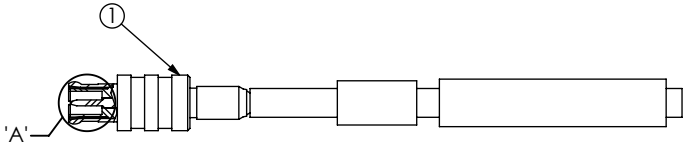

IN-PROCESS 5
ADD SUB-ASSEMBLY
(USE FIXTURE AS REQUIRED TO ASSURE
CENTER CONTACT PIN LOCATION)

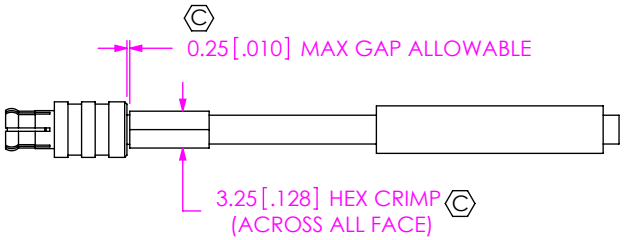

IN-PROCESS 6
CRIMP FERRULE
(USE RF CRIMP HAND TOOL
CAT-RF-FER-01 OR EQUIVALENT)

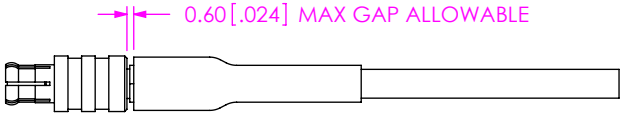

IN-PROCESS 7
APPLY HEAT SHRINK TUBING

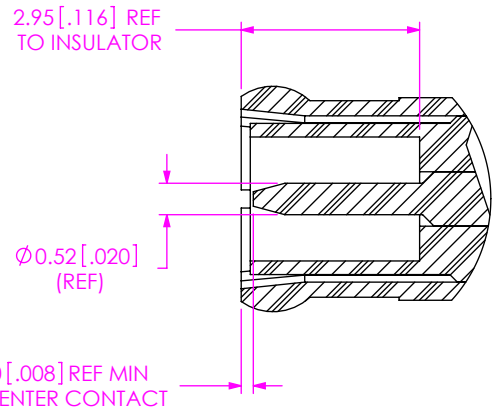

DETAIL 'A'
SCALE 8 : 1

F:\dwg\sw\exisprod\assembly\rf\mcx\mcx-p-c-xx-st-ca1\MCX-P-C-XX-ST-CA1.slddrw

PROPRIETARY NOTE

THIS DOCUMENT CONTAINS CONFIDENTIAL AND PROPRIETARY INFORMATION AND ALL DESIGN, MANUFACTURING, REPRODUCTION, USE, PATENT RIGHTS AND SALES RIGHTS ARE EXPRESSLY RESERVED BY SAMTEC, INC. THIS DOCUMENT SHALL NOT BE DISCLOSED, IN WHOLE OR PART, TO ANY UNAUTHORIZED PERSON OR ENTITY NOR REPRODUCED, TRANSFERRED OR INCORPORATED IN ANY OTHER PROJECT IN ANY MANNER WITHOUT THE EXPRESS WRITTEN CONSENT OF SAMTEC, INC.

DO NOT SCALE DRAWING

SHEET SCALE: 1:0.666667

520 PARK EAST BLVD, NEW ALBANY, IN 47150
PHONE: 812-944-6733 FAX: 812-948-5047
e-Mail: info@SAMTEC.com code: 55322

DESCRIPTION:
MCX STRAIGHT CABLE PLUG, RG174 & RG316- 50 OHM

DWG. NO.
MCX-P-C-XX-ST-CA1

BY: R MUSSER 02/06/2008 SHEET 2 OF 2