CKT	DIM A	DIM B
2	.100/2.54	.200/5.08
3	.200/5.08	.300/7.62
4	.300/7.62	.400/10.16
5	.400/10.16	.500/12.70
6	.500/12.70	.600/15.24
7	.600/15.24	.700/17.78
8	.700/17.78	.800/20.32
9	.800/20.32	.900/22.86
10	.900/22.86	1.000/25.40
11	1.000/25.40	1.100/27.94
12	1.100/27.94	1.200/30.48
13	1.200/30.48	1.300/33.02
14	1.300/33.02	1.400/35.56
15	1.400/35.56	1.500/38.10
16	1.500/38.10	1.600/40.64
17	1.600/40.64	1.700/43.18
18	1.700/43.18	1.800/45.72
19	1.800/45.72	1.900/48.26
20	1.900/48.26	2.000/50.80
21	2.000/50.80	2.100/53.34
22	2.100/53.34	2.200/55.88
23	2.200/55.88	2.300/58.42
24	2.300/58.42	2.400/60.96
25	2.400/60.96	2.500/63.50
26	2.500/63.50	2.600/66.04
27	2.600/66.04	2.700/68.58
28	2.700/68.58	2.800/71.12
29	2.800/71.12	2.900/73.66
30	2.900/73.66	3.000/76.20
31	3.000/76.20	3.100/78.74
32	3.100/78.74	3.200/81.28
33	3.200/81.28	3.300/83.82
34	3.300/83.82	3.400/86.36
35	3.400/86.36	3.500/88.90
36	3.500/88.90	3.600/91.44

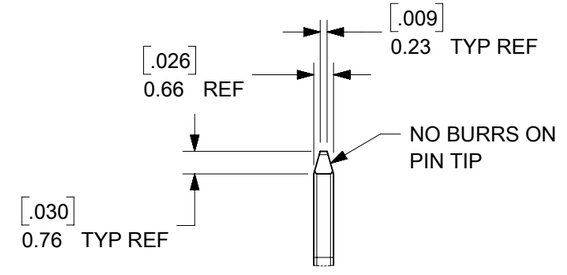

DETAIL A
SCALE 5:1
SEE NOTE 10

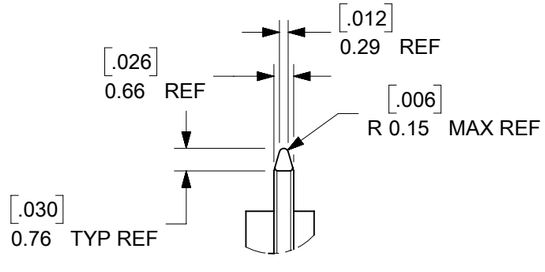

DETAIL B
SCALE 5:1
SEE NOTE 10

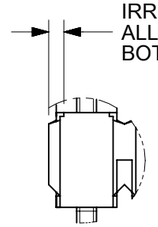

DETAIL C
SCALE 5:1

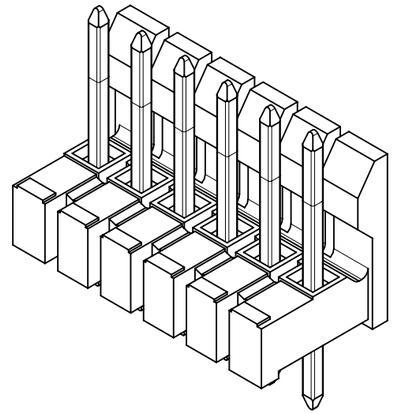

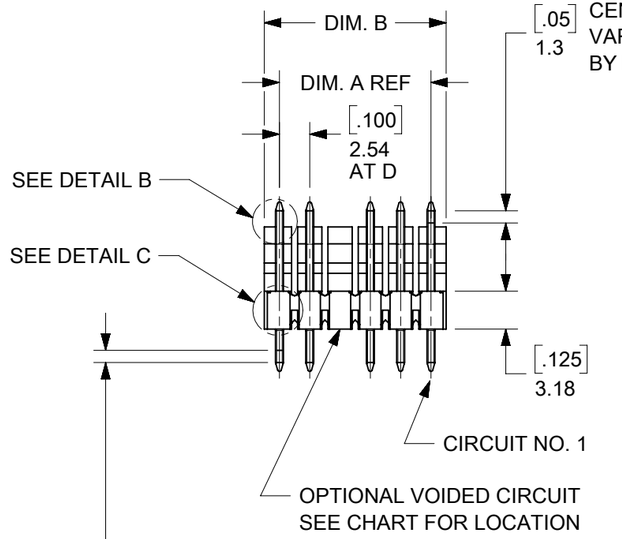

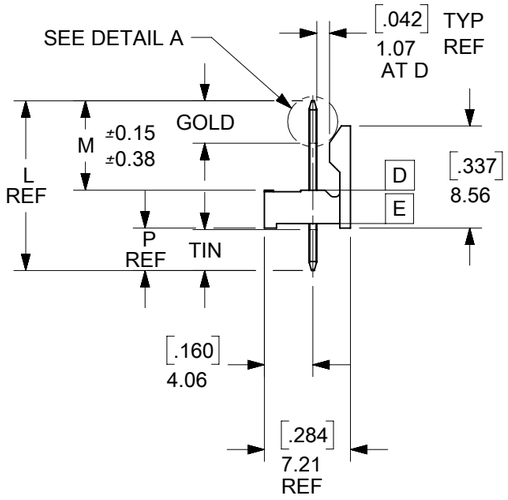

NOTES:
1. MATERIAL: GLASS FILLED NYLON, 94V-0, COLOR: BLACK
2. FINISH:
   (154) OVERALL TIN: .000100/0.00254 MIN,
   OVER .000050/0.00127 MIN NICKEL.
   (208) SELECT GOLD: .000015/0.00038 MIN,
   SELECT TIN: .000100/0.00254 MIN,
   OVERALL NICKEL UNDERPLATE: .000050/0.00127 MIN.
   (228) SELECT GOLD: .000030/0.00076 MIN,
   SELECT TIN: .000100/0.00254 MIN,
   OVERALL NICKEL UNDERPLATE: .000050/0.00127 MIN.
3. PRODUCT SPECIFICATION PS 10-07.
4. PACKAGING INFORMATION: SEE TABLES
5. KINK PIN OPTION NOT RECOMMENDED FOR 2 CIRCUIT PARTS.
   HOLE SIZE MAY NEED TO BE ADJUSTED ON 2 CIRCUIT PARTS
   WITH KINK OPTION FOR PROPER INSERTION INTO THE PCB. SEE
   SMES-42003 FOR ADDITIONAL INFORMATION ON KINK PIN DIRECTION
   AND PLACEMENT.
6. HEADERS ARE NOT STACKABLE ON .100/2.54 CENTERS.
7. SOLDERABILITY PER SMES-152.
8. PIN PUSH OUT FORCE: 3 LBS. MIN.
9. PARTS CONFORM TO CLASS 'B' REQUIREMENTS OF COSMETIC
   SPECIFICATION PS-45499-002.
10. PIN TIP DIMENSIONS ARE SHOWN FOR REFERENCE ONLY.
    DIMENSIONS APPLY PRIOR TO PLATING OR ASSEMBLY.
11. FIRST AND LAST CIRCUIT BACKWALLS MUST BE REMOVED
    WHEN MATING TO A PART WITH POLARIZING RIBS.
12. TEXT ON PART IS FOR REFERENCE ONLY. TEXT AND TEXT
    LOCATION MAY VARY DEPENDING ON PART NUMBER AND/OR TOOL.

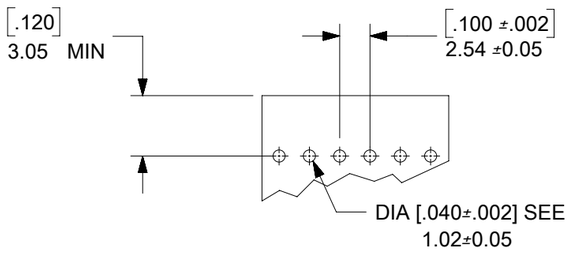

RECOMMENDED PC BOARD
LAYOUT

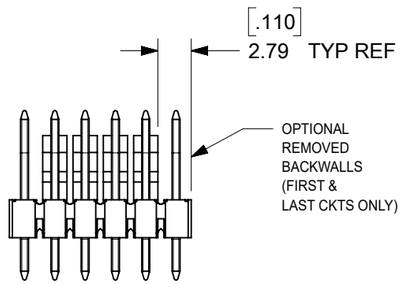

REMOVED
BACKWALLS
OPTION
SEE NOTE 11

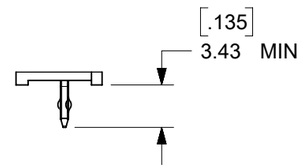

KINKED PIN OPTION
SEE NOTE 5

THIS DRAWING CONTAINS INFORMATION THAT IS PROPRIETARY TO MOLEX ELECTRONIC TECHNOLOGIES, LLC AND SHOULD NOT BE USED WITHOUT WRITTEN PERMISSION

DIMENSION UNITS: INCH/MM	SCALE: 2:1	CURRENT REV DESC: REMOVED OBSOLETED PART NUMBERS AS PER PCN#517430	molex
GENERAL TOLERANCES (UNLESS SPECIFIED)	MM / INCH		.100 FRICTION LOCK BREAKAWAY HEADER ASSY
4 PLACES ±	±	EC NO: 842522	
3 PLACES ±	± 0.01	DRWN: SAMPRS 2025/12/05	PRODUCT CUSTOMER DRAWING
2 PLACES ± 0.25	± 0.014	CHK'D: GGA 2025/12/19	
1 PLACE ± 0.36	±	APPR: GGA 2025/12/19	
0 PLACES ±	±	INITIAL REVISION:	DOCUMENT NUMBER: SD-42227-001 / DOC TYPE: PSD / DOC PART: 001 / REVISION: L1
ANGULAR TOL ± 0.5 °		DRWN: JSCHAFER 2004/03/18	
DRAFT WHERE APPLICABLE MUST REMAIN WITHIN DIMENSIONS	THIRD ANGLE PROJECTION / DRAWING: B-SIZE / SERIES: 42227	APPR: MARGULIS 2004/03/18	MATERIAL NUMBER: SEE TABLE / CUSTOMER: GENERAL MARKET / SHEET NUMBER: 1 OF 4

DOCUMENT STATUS	P1	RELEASE DATE	2025/12/19 11:29:50

FORMAT: Eng-lega-master-tb-prod-B
REVISION: E1
DATE: 2021/05/01

A-42227-0002/0036					
HEADER NUMBER:		41411			
PLATING:		154			
PIN LENGTH: L		.540/13.72			
MATING LENGTH: M		.295/7.49			
GOLD POINT: G		N/A			
PC TAIL LENGTH: P		.120/3.05			
TIN: T		OVERALL			
CKTS:		2-36			
KINKS:		NO			
REMOVED BACKWALLS:		NO			
VOIDED CKTS:		NONE			
PACKAGING:		BULK, PER PK-40873-0056			
CKTS	MATERIAL NUMBER	ENG NUMBER	CKTS	MATERIAL NUMBER	ENG NUMBER
2			20		
3			21	22-28-0210	A-42227-0021
4			22	22-28-0220	A-42227-0022
5			23	22-28-0230	A-42227-0023
6			24		
7			25	22-28-0250	A-42227-0025
8			26	22-28-0260	A-42227-0026
9			27	22-28-0270	A-42227-0027
10			28	22-28-0280	A-42227-0028
11			29	22-28-0290	A-42227-0029
12			30		
13	22-28-0130	A-42227-0013	31	22-28-0310	A-42227-0031
14			32	22-28-0320	A-42227-0032
15			33	22-28-0330	A-42227-0033
16			34	22-28-0340	A-42227-0034
17			35	22-28-0350	A-42227-0035
18			36		
19	22-28-0190	A-42227-0019			

A-42227-0037/0071					
HEADER NUMBER:		41411			
PLATING:		208			
PIN LENGTH: L		.540/13.72			
MATING LENGTH: M		.295/7.49			
GOLD POINT: G		.180/4.57			
PC TAIL LENGTH: P		.120/3.05			
TIN: T		.135/3.43			
CKTS:		2-36			
KINKS:		NO			
REMOVED BACKWALLS:		NO			
VOIDED CKTS:		NONE			
PACKAGING:		BULK, PER PK-40873-0056			
CKTS	MATERIAL NUMBER	ENG NUMBER	CKTS	MATERIAL NUMBER	ENG NUMBER
2			20		
3			21	22-28-0211	A-42227-0056
4			22	22-28-0221	A-42227-0057
5			23	22-28-0231	A-42227-0058
6			24	22-28-0241	A-42227-0059
7			25	22-28-0251	A-42227-0060
8			26	22-28-0261	A-42227-0061
9	22-28-0091	A-42227-0044	27	22-28-0271	A-42227-0062
10			28	22-28-0281	A-42227-0063
11	22-28-0111	A-42227-0046	29	22-28-0291	A-42227-0064
12			30	22-28-0301	A-42227-0065
13			31	22-28-0311	A-42227-0066
14			32	22-28-0321	A-42227-0067
15			33	22-28-0331	A-42227-0068
16	22-28-0161	A-42227-0051	34	22-28-0341	A-42227-0069
17			35	22-28-0351	A-42227-0070
18			36		
19	22-28-0191	A-42227-0054			

THIS DRAWING CONTAINS INFORMATION THAT IS PROPRIETARY TO MOLEX ELECTRONIC TECHNOLOGIES, LLC AND SHOULD NOT BE USED WITHOUT WRITTEN PERMISSION

DIMENSION UNITS	SCALE
INCH/MM	1:1

GENERAL TOLERANCES (UNLESS SPECIFIED)

	MM	INCH
4 PLACES	±	±
3 PLACES	±	± 0.01
2 PLACES	± 0.25	± 0.014
1 PLACE	± 0.36	±
0 PLACES	±	±
ANGULAR TOL	± 0.5 °	

DRAFT WHERE APPLICABLE MUST REMAIN WITHIN DIMENSIONS

CURRENT REV DESC: REMOVED OBSOLETED PART NUMBERS AS PER PCN#517430

EC NO: 842522
DRWN: SAMPRS 2025/12/05
CHK'D: GGA 2025/12/19
APPR: GGA 2025/12/19

INITIAL REVISION:
DRWN: JSCHAFER 2004/03/18
APPR: MARGULIS 2004/03/18

molex

.100 FRICTION LOCK
BREAKAWAY HEADER ASSY

PRODUCT CUSTOMER DRAWING

DOCUMENT NUMBER	DOC TYPE	DOC PART	REVISION
SD-42227-001	PSD	001	L1

THIRD ANGLE PROJECTION	DRAWING	SERIES	MATERIAL NUMBER	CUSTOMER	SHEET NUMBER
	B-SIZE	42227	SEE TABLE	GENERAL MARKET	2 OF 4

DOCUMENT STATUS	P1	RELEASE DATE	2025/12/19 11:29:50

FORMAT: Eng-lega-master-tb-prod-B
REVISION: E1
DATE: 2021/05/01

A-42227-0072/0106					
HEADER NUMBER:		41411			
PLATING:		228			
PIN LENGTH: L		.540/13.72			
MATING LENGTH: M		.295/7.49			
GOLD POINT: G		.180/4.57			
PC TAIL LENGTH: P		.120/3.05			
TIN: T		.135/3.43			
CKTS:		2-36			
KINKS:		NO			
REMOVED BACKWALLS:		NO			
VOIDED CKTS:		NONE			
PACKAGING:		BULK, PER PK-40873-0056			
CKTS	MATERIAL NUMBER	ENG NUMBER	CKTS	MATERIAL NUMBER	ENG NUMBER
2			20	22-28-0202	A-42227-0090
3			21	22-28-0212	A-42227-0091
4			22	22-28-0222	A-42227-0092
5			23		
6			24		
7	22-28-0072	A-42227-0077	25	22-28-0252	A-42227-0095
8			26	22-28-0262	A-42227-0096
9	22-28-0092	A-42227-0079	27	22-28-0272	A-42227-0097
10			28	22-28-0282	A-42227-0098
11	22-28-0112	A-42227-0081	29	22-28-0292	A-42227-0099
12			30	22-28-0302	A-42227-0100
13	22-28-0132	A-42227-0083	31	22-28-0312	A-42227-0101
14	22-28-0142	A-42227-0084	32	22-28-0322	A-42227-0102
15			33	22-28-0332	A-42227-0103
16	22-28-0162	A-42227-0086	34	22-28-0342	A-42227-0104
17	22-28-0172	A-42227-0087	35	22-28-0352	A-42227-0105
18	22-28-0182	A-42227-0088	36		
19	22-28-0192	A-42227-0089			

A-42227-0107/0141					
HEADER NUMBER:		41411			
PLATING:		154			
PIN LENGTH: L		.555/14.10			
MATING LENGTH: M		.295/7.49			
GOLD POINT: G		N/A			
PC TAIL LENGTH: P		.135/3.43			
TIN: T		OVERALL			
CKTS:		2-36			
KINKS:		YES			
REMOVED BACKWALLS:		NO			
VOIDED CKTS:		NONE			
PACKAGING:		BULK, PER PK-40873-0056			
CKTS	MATERIAL NUMBER	ENG NUMBER	CKTS	MATERIAL NUMBER	ENG NUMBER
2			20	22-28-0203	A-42227-0125
3			21	22-28-0213	A-42227-0126
4			22	22-28-0223	A-42227-0127
5			23	22-28-0233	A-42227-0128
6			24		
7	22-28-0073	A-42227-0112	25	22-28-0253	A-42227-0130
8	22-28-0083	A-42227-0113	26	22-28-0263	A-42227-0131
9	22-28-0093	A-42227-0114	27	22-28-0273	A-42227-0132
10	22-28-0103	A-42227-0115	28	22-28-0283	A-42227-0133
11	22-28-0113	A-42227-0116	29	22-28-0293	A-42227-0134
12			30	22-28-0303	A-42227-0135
13	22-28-0133	A-42227-0118	31	22-28-0313	A-42227-0136
14	22-28-0143	A-42227-0119	32	22-28-0323	A-42227-0137
15	22-28-0153	A-42227-0120	33	22-28-0333	A-42227-0138
16			34	22-28-0343	A-42227-0139
17	22-28-0173	A-42227-0122	35	22-28-0353	A-42227-0140
18	22-28-0183	A-42227-0123	36		
19	22-28-0193	A-42227-0124			

THIS DRAWING CONTAINS INFORMATION THAT IS PROPRIETARY TO MOLEX ELECTRONIC TECHNOLOGIES, LLC AND SHOULD NOT BE USED WITHOUT WRITTEN PERMISSION

DIMENSION UNITS: INCH/MM | SCALE: 1:1

GENERAL TOLERANCES (UNLESS SPECIFIED)

	MM	INCH
4 PLACES	±	±
3 PLACES	±	± 0.01
2 PLACES	± 0.25	± 0.014
1 PLACE	± 0.36	±
0 PLACES	±	±
ANGULAR TOL	± 0.5 °	

DRAFT WHERE APPLICABLE MUST REMAIN WITHIN DIMENSIONS

CURRENT REV DESC: REMOVED OBSOLETED PART NUMBERS AS PER PCN#517430

EC NO: 842522
DRWN: SAMPRS 2025/12/05
CHK'D: GGA 2025/12/19
APPR: GGA 2025/12/19

INITIAL REVISION:
DRWN: JSCHAFER 2004/03/18
APPR: MARGULIS 2004/03/18

molex

.100 FRICTION LOCK
BREAKAWAY HEADER ASSY

PRODUCT CUSTOMER DRAWING

DOCUMENT NUMBER	DOC TYPE	DOC PART	REVISION
SD-42227-001	PSD	001	L1

THIRD ANGLE PROJECTION	DRAWING	SERIES	MATERIAL NUMBER	CUSTOMER	SHEET NUMBER
	B-SIZE	42227	SEE TABLE	GENERAL MARKET	3 OF 4

DOCUMENT STATUS	P1	RELEASE DATE	2025/12/19 11:29:50

FORMAT: Eng-lega-master-tb-prod-B
REVISION: E1
DATE: 2021/05/01

A-42227-0142/0176	
HEADER NUMBER:	41411
PLATING:	208
PIN LENGTH: L	.555/14.10
MATING LENGTH: M	.295/7.49
GOLD POINT: G	.180/4.57
PC TAIL LENGTH: P	.135/3.43
TIN: T	.135/3.43
CKTS:	2-36
KINKS:	YES
REMOVED BACKWALLS:	NO
VOIDED CKTS:	NONE
PACKAGING:	BULK, PER PK-40873-0056

CKTS	MATERIAL NUMBER	ENG NUMBER	CKTS	MATERIAL NUMBER	ENG NUMBER
2	22-28-0024	A-42227-0142	20	22-28-0204	A-42227-0160
3			21	22-28-0214	A-42227-0161
4			22	22-28-0224	A-42227-0162
5	22-28-0054	A-42227-0145	23	22-28-0234	A-42227-0163
6	22-28-0064	A-42227-0146	24	22-28-0244	A-42227-0164
7	22-28-0074	A-42227-0147	25	22-28-0254	A-42227-0165
8	22-28-0084	A-42227-0148	26	22-28-0264	A-42227-0166
9	22-28-0094	A-42227-0149	27	22-28-0274	A-42227-0167
10	22-28-0104	A-42227-0150	28	22-28-0284	A-42227-0168
11	22-28-0114	A-42227-0151	29	22-28-0294	A-42227-0169
12	22-28-0124	A-42227-0152	30	22-28-0304	A-42227-0170
13	22-28-0134	A-42227-0153	31	22-28-0314	A-42227-0171
14	22-28-0144	A-42227-0154	32	22-28-0324	A-42227-0172
15	22-28-0154	A-42227-0155	33	22-28-0334	A-42227-0173
16	22-28-0164	A-42227-0156	34	22-28-0344	A-42227-0174
17	22-28-0174	A-42227-0157	35	22-28-0354	A-42227-0175
18	22-28-0184	A-42227-0158	36		
19	22-28-0194	A-42227-0159			

A-42227-0177/0211	
HEADER NUMBER:	41411
PLATING:	228
PIN LENGTH: L	.555/14.10
MATING LENGTH: M	.295/7.49
GOLD POINT: G	.180/4.57
PC TAIL LENGTH: P	.135/3.43
TIN: T	.135/3.43
CKTS:	2-36
KINKS:	YES
REMOVED BACKWALLS:	NO
VOIDED CKTS:	NONE
PACKAGING:	BULK, PER PK-40873-0056

CKTS	MATERIAL NUMBER	ENG NUMBER	CKTS	MATERIAL NUMBER	ENG NUMBER
2			20	22-28-0205	A-42227-0195
3	22-28-0035	A-42227-0178	21	22-28-0215	A-42227-0196
4			22	22-28-0225	A-42227-0197
5	22-28-0055	A-42227-0180	23	22-28-0235	A-42227-0198
6	22-28-0065	A-42227-0181	24	22-28-0245	A-42227-0199
7	22-28-0075	A-42227-0182	25	22-28-0255	A-42227-0200
8	22-28-0085	A-42227-0183	26	22-28-0265	A-42227-0201
9	22-28-0095	A-42227-0184	27	22-28-0275	A-42227-0202
10	22-28-0105	A-42227-0185	28	22-28-0285	A-42227-0203
11	22-28-0115	A-42227-0186	29	22-28-0295	A-42227-0204
12	22-28-0125	A-42227-0187	30	22-28-0305	A-42227-0205
13	22-28-0135	A-42227-0188	31	22-28-0315	A-42227-0206
14	22-28-0145	A-42227-0189	32	22-28-0325	A-42227-0207
15	22-28-0155	A-42227-0190	33	22-28-0335	A-42227-0208
16	22-28-0165	A-42227-0191	34	22-28-0345	A-42227-0209
17	22-28-0175	A-42227-0192	35	22-28-0355	A-42227-0210
18	22-28-0185	A-42227-0193	36		
19	22-28-0195	A-42227-0194			

THIS DRAWING CONTAINS INFORMATION THAT IS PROPRIETARY TO MOLEX ELECTRONIC TECHNOLOGIES, LLC AND SHOULD NOT BE USED WITHOUT WRITTEN PERMISSION

DIMENSION UNITS: INCH/MM | SCALE: 1:1

GENERAL TOLERANCES (UNLESS SPECIFIED)

	MM	INCH
4 PLACES	±	±
3 PLACES	±	± 0.01
2 PLACES	± 0.25	± 0.014
1 PLACE	± 0.36	±
0 PLACES	±	±
ANGULAR TOL	± 0.5 °	

DRAFT WHERE APPLICABLE MUST REMAIN WITHIN DIMENSIONS

CURRENT REV DESC: REMOVED OBSOLETED PART NUMBERS AS PER PCN#517430

EC NO: 842522
DRWN: SAMPRS 2025/12/05
CHK'D: GGA 2025/12/19
APPR: GGA 2025/12/19

INITIAL REVISION:
DRWN: JSCHAFER 2004/03/18
APPR: MARGULIS 2004/03/18

THIRD ANGLE PROJECTION | DRAWING: B-SIZE | SERIES: 42227

molex

.100 FRICTION LOCK
BREAKAWAY HEADER ASSY

PRODUCT CUSTOMER DRAWING

DOCUMENT NUMBER	DOC TYPE	DOC PART	REVISION
SD-42227-001	PSD	001	L1

MATERIAL NUMBER	CUSTOMER	SHEET NUMBER
SEE TABLE	GENERAL MARKET	4 OF 4

DOCUMENT STATUS	P1	RELEASE DATE	2025/12/19 11:29:50

FORMAT: Eng-lega-master-tb-prod-B
REVISION: E1
DATE: 2021/05/01