TABLE OF CONTENTS	
SHEET NO.	SHEET DESCRIPTION
1	NOTES, INSPECTION BALLOON NUMBER LOG, NOMINAL DIMENSION RANGE LIST, REV.COLUMN, HEADER ASSEMBLY TABLE, ISOMETRIC VIEW
2	34&38CKT POLARIZATION OPTION VIEW, HB/V0 HEADER DIFFERENCE VIEW
3	DETAIL DIMENSION VIEW
4	REFERENCE PCB LAYOUT

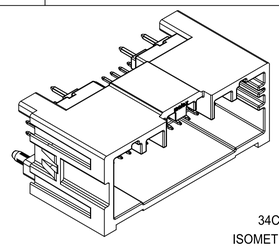

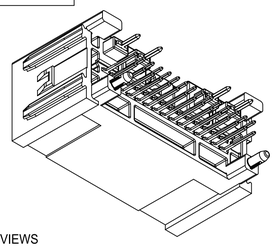

34CKT
ISOMETRIC VIEWS
SCALE 2:1

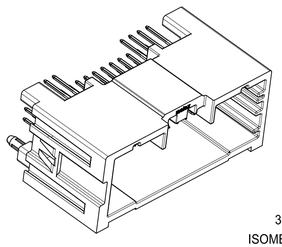

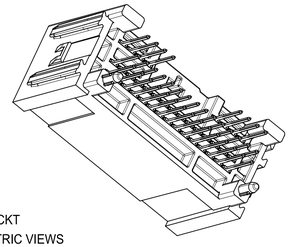

38CKT
ISOMETRIC VIEWS
SCALE 2:1

34&38CKT VERTICAL HEADER ASSEMBLY TABLE (FULL PINS)

MATERIAL NUMBER			CKT SIZE	FLAMMABILITY UL94	POL	COLOR	STATUS
TRAY PACKAGING PK-31302-070	TUBE PACKAGING PK-31301-688	TAPE AND REEL PK-47799-0001					
34958-0340	34958-7340	34958-8340	34	HB	A	BLACK	SALEABLE
34958-0341	34958-7341	34958-8341	34	HB	B	GREY	SALEABLE
34958-0342	34958-7342	34958-8342	34	HB	C	DK GREY	SALEABLE
34958-0380	34958-7380	34958-8380	38	HB	A	BLACK	OBSOLETED
34958-0381	34958-7381	34958-8381	38	HB	B	GREY	OBSOLETED
34958-0382	34958-7382	34958-8382	38	HB	C	DK GREY	OBSOLETED
34958-0383	34958-7383	34958-8383	38	HB	UPDATED A	BLACK	SALEABLE
34958-0384	34958-7384	34958-8384	38	HB	UPDATED B	GREY	SALEABLE
34958-0385	34958-7385	34958-8385	38	HB	UPDATED C	DK GREY	SALEABLE
2133820340	2133827340	2133828340	34	V0	A	BLACK	OK TO TOOL
2133820341	2133827341	2133828341	34	V0	B	GREY	OK TO TOOL
2133820342	2133827342	2133828342	34	V0	C	DK GREY	OK TO TOOL
2133820380	2133827380	2133828380	38	V0	UPDATED A	BLACK	OK TO TOOL
2133820381	2133827381	2133828381	38	V0	UPDATED B	GREY	OK TO TOOL
2133820382	2133827382	2133828382	38	V0	UPDATED C	DK GREY	OK TO TOOL

38CKT VERTICAL HEADER ASSEMBLY TABLE (DEPOPULATED PINS)

DESCRIPTION	MATERIAL NUMBER				POL	COLOR	QT'Y OF PIN	PIN CONFIGURATION																												STATUS
	TRAY PACKAGING PK-31302-070	TUBE PACKAGING PK-31301-688	TAPE AND REEL PK-47799-0001					1	2	3	4									5	6	7	8														
			OLD VERSION T/R	NEW VERSION T/R				9	10	11	12	13	14	15	16	17	18	19	20	21	22	23															
								24	25	26	27	28	29	30	31	32	33	34	35	36	37	38															
38CKT MINI50 VERTICAL HEADER ASSEMBLY	34958-1380	34958-6380	34958-9380	34958-9381	UPDATED B	GREY	14	-	-	X	X									-	X	X	-														SALEABLE
								-	-	-	-	-	-	-	X	X	-	-	-	-	-	-														
								X	X	-	-	X	X	-	-	-	-	X	X	-	X	X															

D4

DIN 16901	CODE LETTER	NOMINAL DIMENSION RANGE												
		OVER	0	1	3	6	10	15	22	30	40	53	70	90	120
		UP TO	1	3	6	10	15	22	30	40	53	70	90	120	160
PRECISION ENGINEERING	A		±0.10	±0.12	±0.14	±0.16	±0.20	±0.22	±0.24	±0.26	±0.28	±0.31	±0.35	±0.40	±0.50
	B		±0.05	±0.06	±0.07	±0.08	±0.10	±0.12	±0.14	±0.16	±0.18	±0.21	±0.25	±0.30	±0.40
A: FOR NON-MOLD RELATED DIMENSIONS (ACROSS PARTING LINE)															
B: FOR MOLD RELATED DIMENSIONS (WITHIN MOLD COMPONENTS)															

INSPECTION BALLOON NUMBER LOG
PER DRAWING REVISION: D4
LAST BALLOON NUMBER USED: 26
ADDED BALLOON NUMBERS:
REMOVED BALLOON NUMBERS:

NOTES: VALID UNLESS OTHERWISE SPECIFIED

1. GENERAL:
   a. CONNECTOR HEADER MUST BE VALIDATED TO THE FOLLOWING FUNCTIONAL REQUIREMENTS:
      HB VALIDATION SPECIFICATION = GMW3191 JUNE 2012
      V0 VALIDATION SPECIFICATION = USCAR-2 REV. 6
      SOLDERABILITY = SMES-152

   b. REFERENCE DOCUMENTS:
      APPLICATION SPECIFICATION: AS-34959-001
      TEST SUMMARY:
         HB: TS-34961-001
         V0: 2133550000-TS
      PRODUCT SPECIFICATION:
         HB: PS-34959-001
         V0: 2133550000-PS
      COSMETIC SPECIFICATION: PS-45499-002 Class B
      GEOMETRIC TOLERANCING: SEE DIN 16901 TABLE
      MATES WITH: SD-34959-030
      PACKAGING SPECIFICATION: SEE TABLE

2. DESIGN MATERIALS:
   a. HEADER HSG (PLASTIC HOUSING):
      HB RESIN - SPS
      V0 RESIN - SPS

   b. 0.50mm BLADES:
      BASE MATERIAL: BRASS
      PLATING TYPE: AS NOTED

   c. 1.2mm BLADES:
      BASE MATERIAL: BRASS
      PLATING TYPE: AS NOTED

3. PLATING REQUIREMENTS:
   a. UNDERPLATING - OVERALL NICKEL
   b. OVERPLATING - OVERALL REFLOWED TIN

4. CROSS-HATCHED AREAS MAKE CONTACT WITH PCB

REV	REV DESCRIPTION	ECN SAP NO.
D4	SHEET1: ADDED NEW PART NUMBER IN ASSEMBLY TABLE	CO-000013039
D3	CREATED NEW REVISION TO UPLOAD DRAWING IN MDS SYSTEM	CO-000000910
D2	SHEET1: ADDED NEW PART NUMBER IN ASSEMBLY TABLE	CO-000000910
D1	1. SHEET 1: UPDATED NOTES INFORMATION 2. SHEET 3: ADDED DIM 1a, DIM8 - DIM26 3. SHEET 3: ADDED 'BEFORE SOLDERING ' NOTE TO DIM 1	672161
D	1. SHEET 1: UPDATED PRODUCT STATUS IN ASSEBMBLY TABLE 2. SHEET 1: ADDED DEPOPULATED PINS AND V0 PART NUMBER IN ASSEBMBLY TABLE 3. SHEET 1: UPDATED NOTES INFORMATION 4. SHEET 2: SHOWED 34&38CKT POLARIZATION OPTION AND HB / V0 VERSION DIFFERENCE 5. SHEET 3: UPDATED REFERENCE PCB LAYOUT DIMENSION 6. SHEET 3: REMOVED DIM 8 7. SHEET 3: DIM 1: 10.77±0.18 WAS 10.77(+0.13, -0.08)	633345
C1	UPDATED NEWEST VIEW OF THE POLARIZATION OPTION UPDATED A & B & C.	609591
C	ADDED NEW P/N IN THE BOM ON SHEET 1: 34958-0383 \ 34958-0384 \ 34958-0385\34958-7383\34958-7384\34958-7385\34958-8383\34958-8384\34958-8385. ADDED PRODUCT STATUS IN THE BOM.	10886111

THIS DRAWING CONTAINS INFORMATION THAT IS PROPRIETARY TO MOLEX ELECTRONIC TECHNOLOGIES, LLC AND SHOULD NOT BE USED WITHOUT WRITTEN PERMISSION

FUNCTIONAL SYMBOLS
FA = 0
FC = 0
FP = 0
DIVISIONAL SYMBOLS

DIMENSION UNITS: mm
SCALE: 2:1
GENERAL TOLERANCES (UNLESS SPECIFIED)
ANGULAR TOL ± 1°
4 PLACES ±
3 PLACES ±
2 PLACES ±
1 PLACE ±
0 PLACES ±
DRAFT WHERE APPLICABLE MUST REMAIN WITHIN DIMENSIONS

CURRENT REV DESC: REFER TO REVISION COLUMN

STATUS: Production
DRWN: Leo Li 2024-05-22
CHK'D: Ringo Hu 2024-05-27
APPR: Colin Zhang 2024-06-03

THIRD ANGLE PROJECTION
DRAWING: D-SIZE
SERIES: 34958

molex

34 & 38 CKT MINI50
VERTICAL HEADER ASSMEBLY SALES DRAWING

PRODUCT SALES DRAWING

DOCUMENT NUMBER	DOC TYPE	DOC PART	REVISION
SD-34958-300	PSD	001	D4

MATERIAL NUMBER
CUSTOMER: GENERAL MARKET
SHEET NUMBER: 1 OF 4

TABLE OF CONTENTS	
SHEET NO.	SHEET DESCRIPTION
2	34&38CKT POLARIZATION OPTION VIEW, HB/V0 HEADER DIFFERENCE VIEW

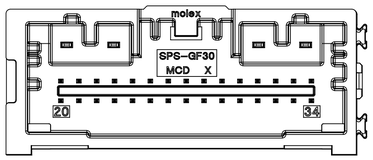

34CKT POLARIZATION OPTION 'A'

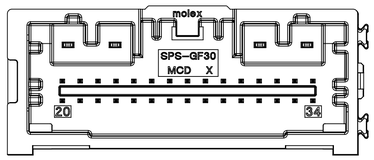

34CKT POLARIZATION OPTION 'B'

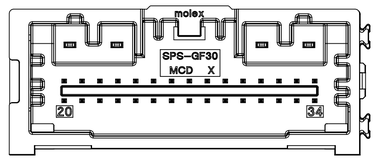

34CKT POLARIZATION OPTION 'C'

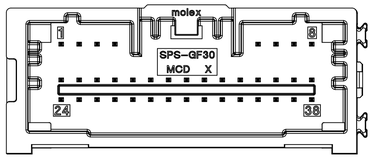

38CKT POLARIZATION OPTION 'A'

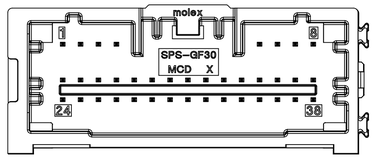

38CKT POLARIZATION OPTION 'B'

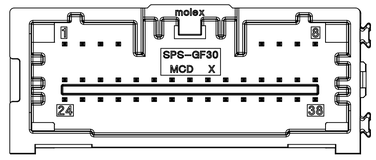

38CKT POLARIZATION OPTION 'C'

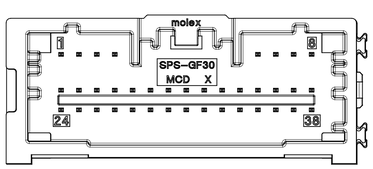

38CKT POLARIZATION OPTION 'UPDATED A'

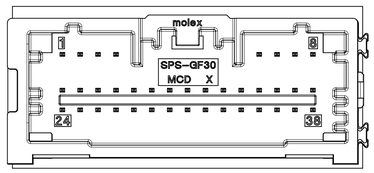

38CKT POLARIZATION OPTION 'UPDATED B'

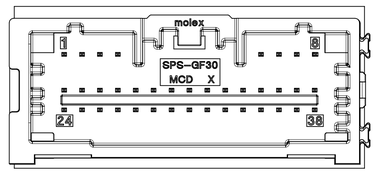

38CKT POLARIZATION OPTION 'UPDATED C'

HB / V0 VERSION DIFFERENCE

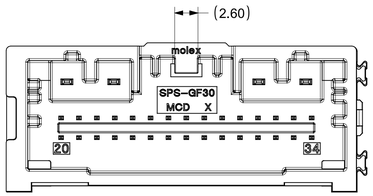

HB P/Ns: 34958XXXX
APPLIES TO ALL CKT SIZES, USE 34CKT AS SHOWN

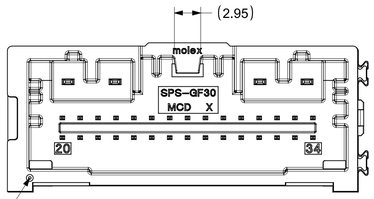

DEPRESSION FEATURE ADDED TO V0
PART TO DISTINGUISH FROM HB PART

V0 P/Ns: 213382XXXX
APPLIES TO ALL CKT SIZES, USE 34CKT AS SHOWN

THIS DRAWING CONTAINS INFORMATION THAT IS PROPRIETARY TO MOLEX ELECTRONIC TECHNOLOGIES, LLC AND SHOULD NOT BE USED WITHOUT WRITTEN PERMISSION

FUNCTIONAL SYMBOLS
FA = 0
FC = 0
FP = 0

DIVISIONAL SYMBOLS

DIMENSION UNITS	SCALE
mm	3:1

GENERAL TOLERANCES (UNLESS SPECIFIED)

ANGULAR TOL	± 1°
4 PLACES	±
3 PLACES	±
2 PLACES	±
1 PLACE	±
0 PLACES	±

DRAFT WHERE APPLICABLE MUST REMAIN WITHIN DIMENSIONS

CURRENT REV DESC: REFER TO REVISION COLUMN

STATUS: Production
DRWN: Leo Li 2024-05-22
CHK'D: Ringo Hu 2024-05-27
APPR: Colin Zhang 2024-06-03

THIRD ANGLE PROJECTION | DRAWING: D-SIZE | SERIES: 34958

molex

34 & 38 CKT MINI50
VERTICAL HEADER ASSMEBLY SALES DRAWING

PRODUCT SALES DRAWING

DOCUMENT NUMBER	DOC TYPE	DOC PART	REVISION
SD-34958-300	PSD	001	D4

MATERIAL NUMBER	CUSTOMER	SHEET NUMBER
	GENERAL MARKET	2 OF 4

TABLE OF CONTENTS	
SHEET NO.	SHEET DESCRIPTION
3	DETAIL DIMENSION VIEW

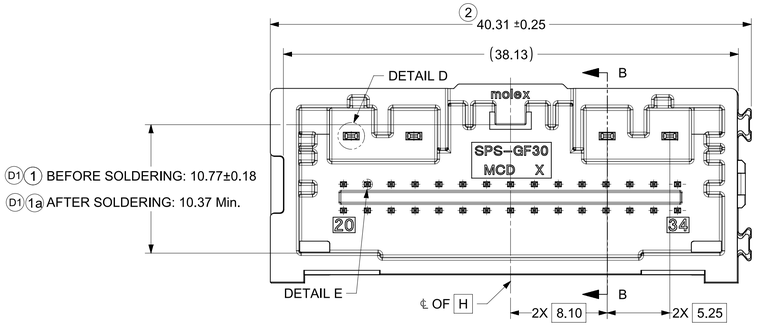

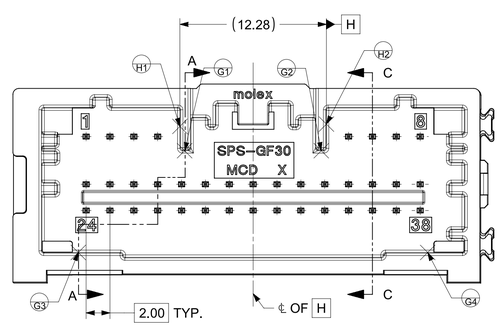

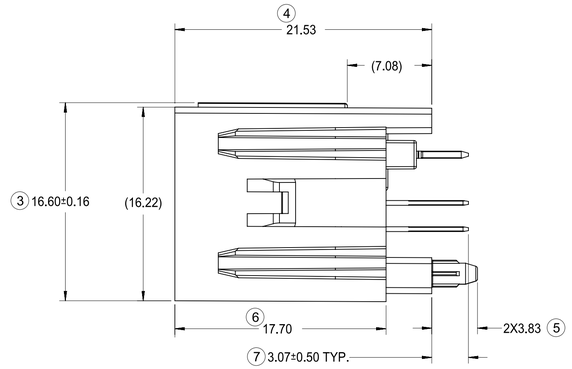

SECTION A-A

SECTION B-B

SECTION C-C

DETAIL D
SCALE 20:1

DETAIL E
SCALE 20:1

DETAIL F
SCALE 20:1

DETAIL G
SCALE 20:1

FUNCTIONAL SYMBOLS	
FA =	0
FC =	0
FP =	0
DIVISIONAL SYMBOLS	

THIS DRAWING CONTAINS INFORMATION THAT IS PROPRIETARY TO MOLEX ELECTRONIC TECHNOLOGIES, LLC AND SHOULD NOT BE USED WITHOUT WRITTEN PERMISSION

DIMENSION UNITS	SCALE
mm	4:1

GENERAL TOLERANCES (UNLESS SPECIFIED)

ANGULAR TOL	± 1°
4 PLACES	±
3 PLACES	±
2 PLACES	±
1 PLACE	±
0 PLACES	±

DRAFT WHERE APPLICABLE MUST REMAIN WITHIN DIMENSIONS

CURRENT REV DESC: REFER TO REVISION COLUMN

STATUS: Production

DRWN:	Leo Li	2024-05-22
CHK'D:	Ringo Hu	2024-05-27
APPR:	Colin Zhang	2024-06-03

THIRD ANGLE PROJECTION | DRAWING: D-SIZE | SERIES: 34958

molex

34 & 38 CKT MINI50
VERTICAL HEADER ASSMEBLY SALES DRAWING

PRODUCT SALES DRAWING

DOCUMENT NUMBER	DOC TYPE	DOC PART	REVISION
SD-34958-300	PSD	001	D4

MATERIAL NUMBER	CUSTOMER	SHEET NUMBER
	GENERAL MARKET	3 OF 4

TABLE OF CONTENTS	
SHEET NO.	SHEET DESCRIPTION
4	REFERENCE PCB LAYOUT

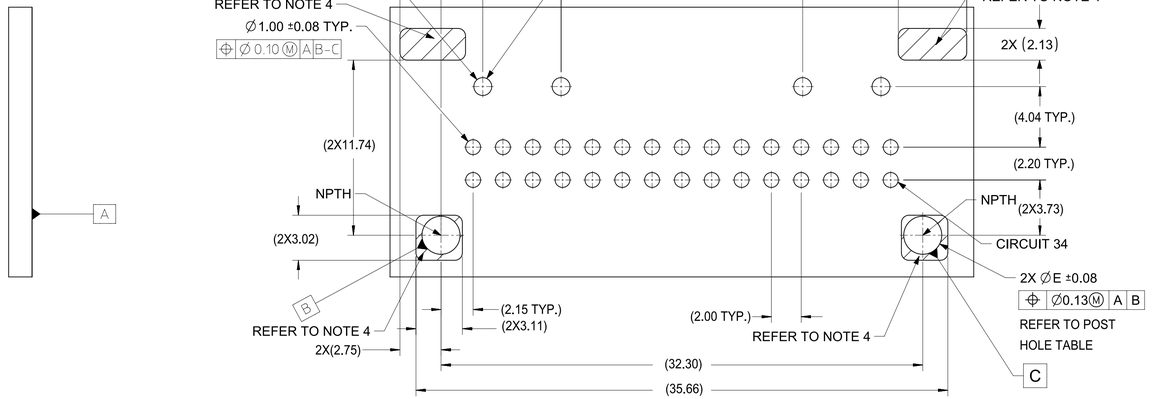

34CKT REFERENCE PCB LAYOUT

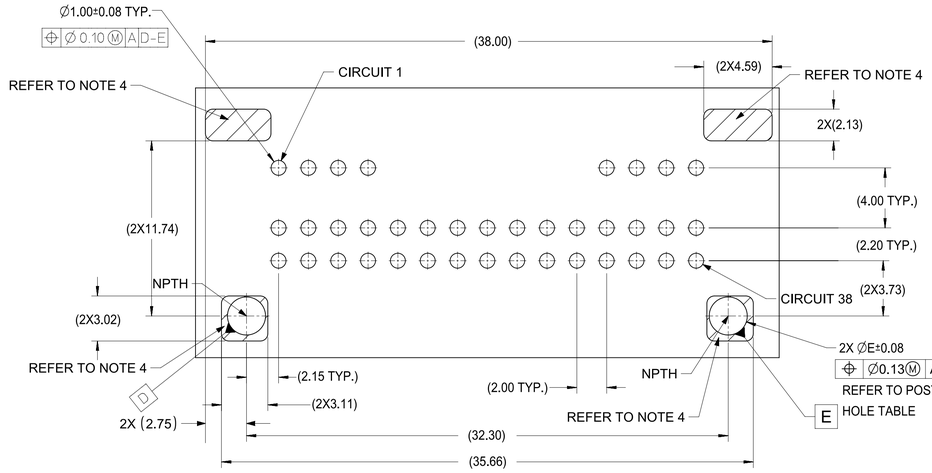

38CKT REFERENCE PCB LAYOUT

POST HOLE TABLE:

FOR DIM E :	
PRESS FIT :	2.15
DROP IN :	2.55

THIS DRAWING CONTAINS INFORMATION THAT IS PROPRIETARY TO MOLEX ELECTRONIC TECHNOLOGIES, LLC AND SHOULD NOT BE USED WITHOUT WRITTEN PERMISSION

FUNCTIONAL SYMBOLS
FA = 0
FC = 0
FP = 0
DIVISIONAL SYMBOLS

DIMENSION UNITS	SCALE
mm	1:1

GENERAL TOLERANCES (UNLESS SPECIFIED)

ANGULAR TOL	± 1°
4 PLACES	±
3 PLACES	±
2 PLACES	±
1 PLACE	±
0 PLACES	±

DRAFT WHERE APPLICABLE MUST REMAIN WITHIN DIMENSIONS

CURRENT REV DESC: REFER TO REVISION COLUMN

STATUS: Production
DRWN: Leo Li 2024-05-22
CHK'D: Ringo Hu 2024-05-27
APPR: Colin Zhang 2024-06-03

THIRD ANGLE PROJECTION | DRAWING: D-SIZE | SERIES: 34958

molex

34 & 38 CKT MINI50
VERTICAL HEADER ASSMEBLY SALES DRAWING

PRODUCT SALES DRAWING

DOCUMENT NUMBER	DOC TYPE	DOC PART	REVISION
SD-34958-300	PSD	001	D4

MATERIAL NUMBER	CUSTOMER	SHEET NUMBER
	GENERAL MARKET	4 OF 4