

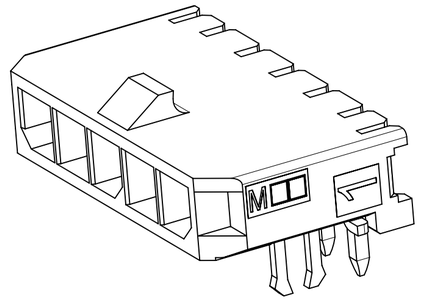

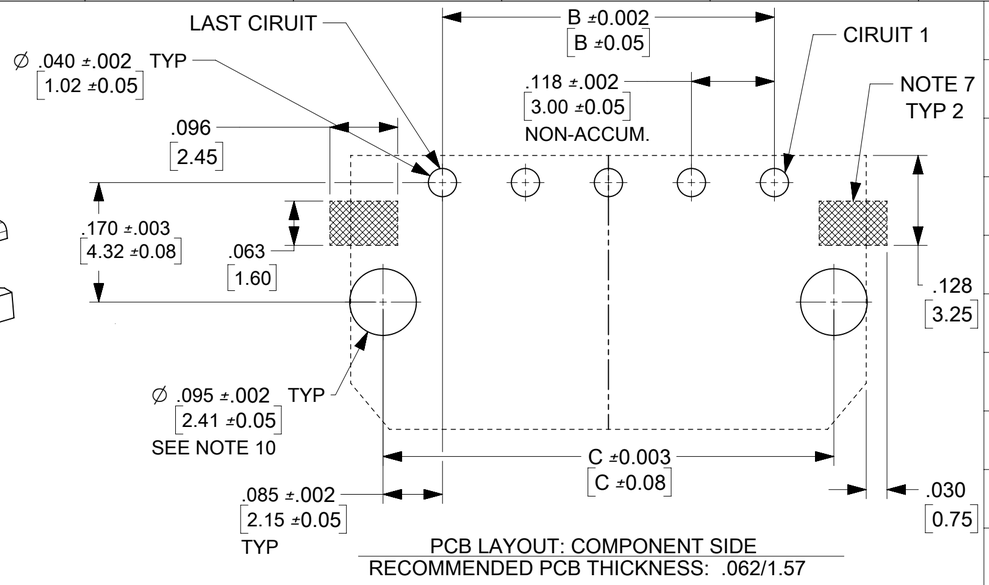

CKTS	DIM A	DIM B	DIM C
2	.380 9.65	.118 3.00	.287 7.30
3	.498 12.65	.236 6.00	.405 10.30
4	.616 15.65	.354 9.00	.524 13.30
5	.734 18.64	.472 12.00	.642 16.30
6	.852 21.64	.591 15.00	.760 19.30
7	.970 24.64	.709 18.00	.878 22.30
8	1.088 27.64	.827 21.00	.996 25.30
9	1.206 30.63	.945 24.00	1.114 28.30
10	1.325 33.66	1.063 27.00	1.232 31.30
11	1.443 36.65	1.181 30.00	1.350 34.30
12	1.561 39.65	1.299 33.00	1.469 37.30

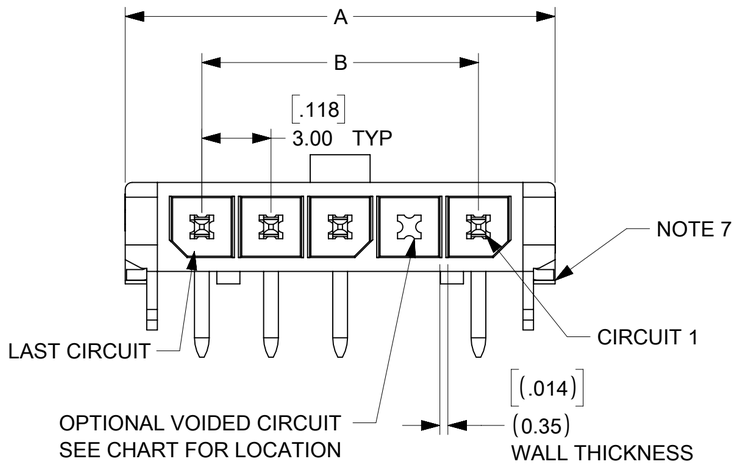

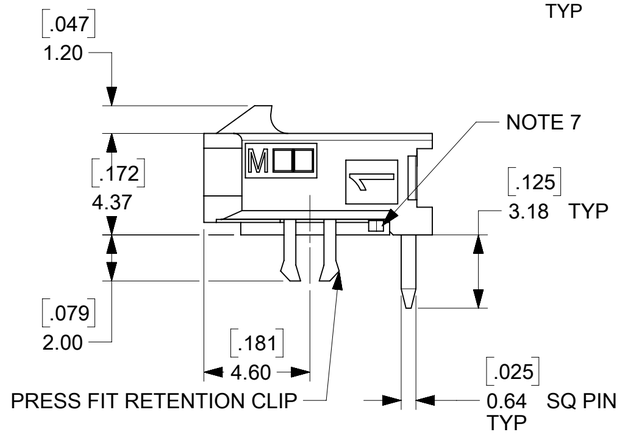

NOTES:

1. HOUSING MATERIAL: LIQUID CRYSTAL POLYMER, GLASS FILLED, UL94V-0, COLOR: BLACK
   TERMINAL MATERIAL: BRASS ALLOY
2. FINISH:
   A = .000060/(0.00152) MIN. REFLOWED MATTE TIN OVER .000050/(0.00127) MIN. NICKEL OVERALL (FINISH IS BRIGHT IN APPEARANCE, THICKNESS AS APPLIED PRIOR TO REFLOW)
   B = .000015/(0.00038) MIN. SELECT GOLD IN CONTACT AREA .000100/(0.00254) MIN. SELECT MATTE TIN ON SOLDER TAILS BOTH OVER .000050/(0.00127) MIN. NICKEL OVERALL
   C = .000030/(0.00076) MIN. SELECT GOLD IN CONTACT AREA .000100/(0.00254) MIN. SELECT MATTE TIN ON SOLDER TAILS BOTH OVER .000050/(0.00127) MIN. NICKEL OVERALL
   D = .000100/(0.00254) MIN. MATTE TIN OVER .000050/(0.00127) MIN. NICKEL OVERALL
3. PRODUCT SPECIFICATION: PS-43650
4. TRAY PACKAGED : SEE MOLEX DRAWING PK-70873-0321
5. MATES WITH MICRO FIT (3.0) STANDARD RECEPTACLE SERIES 43645 AND TPA RECEPTACLE SEIRES 171850
6. TO AVOID INTERFERENCE BETWEEN RECEPTACLE AND PCB.AS SHOWN IN LOCATION DETAIL.
   MATE WITH SERIES 43645 : HEADER MUST BE PLACED WITHIN .400/(10.16) MAX. FROM EDGE OF PCB
   MATE WITH SERIES 171850 : HEADER MUST BE PLACED WITHIN .197/(5.00) MAX. FROM EDGE OF PCB
7. METAL TAB MAY BE FLUSH WITH PCB. NO EXPOSED TRACES OR VIAS ALLOWED NEAR THESE AREAS.
8. PART CONFORMS TO CLASS "B" REQUIREMENTS OF COSMETIC SPECIFICATION' PS-45499-002.
9. TEXT ON PART IS FOR REFERENCE ONLY. TEXT AND TEXT LOCATION MAY VARY DEPENDING ON PART NUMBER AND/OR TOOL.
10. FOR BEST RETENTION TO PCB, HOLES FOR CLIPS SHOULD BE PTH AND CLIPS SHOULD BE SOLDERED.

	FINISH A		FINISH B		FINISH C	FINISH D	
CKTS	MATERIAL NO:	VOID CKT	MATERIAL NO:	VOID CKT	MATERIAL NO:	MATERIAL NO:	VOID CKT
02	43650-0203		43650-0204		43650-0205	43650-0259	
03	43650-0303		43650-0304		43650-0305	43650-0359	
04	43650-0403		43650-0404		43650-0405	43650-0459	
05	43650-0503		43650-0504		43650-0505	43650-0559	
06	43650-0603		43650-0604		43650-0605	43650-0659	
07	43650-0703		43650-0704		43650-0705	43650-0759	
08	43650-0803		43650-0804		43650-0805	43650-0859	
09	43650-0903		43650-0904		43650-0905	43650-0959	
10	43650-1003		43650-1004		43650-1005	43650-1059	
11	43650-1103		43650-1104		43650-1105	43650-1159	
12	43650-1203		43650-1204		43650-1205	43650-1259	
03			43650-1304	02			
07	43650-1703	05	43650-1704	03		43650-1759	05
07			43650-2704	05			

THIS DRAWING CONTAINS INFORMATION THAT IS PROPRIETARY TO MOLEX ELECTRONIC TECHNOLOGIES, LLC AND SHOULD NOT BE USED WITHOUT WRITTEN PERMISSION

DIMENSION UNITS: INCH/MM | SCALE: NTS

GENERAL TOLERANCES (UNLESS SPECIFIED)

	MM	INCH
4 PLACES	±	±
3 PLACES	±	± 0.01
2 PLACES	± 0.25	± 0.014
1 PLACE	± 0.36	±
0 PLACES	±	±
ANGULAR TOL	± 0.5 °	

DRAFT WHERE APPLICABLE MUST REMAIN WITHIN DIMENSIONS

CURRENT REV DESC:

EC NO: 788345
DRWN: ZIXUAQ 2024/06/04
CHK'D: XQZHANG 2024/06/05
APPR: XQZHANG 2024/06/05

INITIAL REVISION:
DRWN: SAMIEC 2000/07/07
APPR: FSMITH 2016/03/18

molex

MICROFIT(3.0) RIGHT ANGLE THRU HOLE CLIP SINGLE ROW HEADER / TRAY

PRODUCT CUSTOMER DRAWING

DOCUMENT NUMBER	DOC TYPE	DOC PART	REVISION
SD-43650-002	PSD	000	F4

THIRD ANGLE PROJECTION	DRAWING	SERIES	MATERIAL NUMBER	CUSTOMER	SHEET NUMBER
	C-SIZE	43650	SEE CHART	GENERAL MARKET	1 OF 2

DOCUMENT STATUS	P1	RELEASE DATE	2024/06/05 08:53:31

FORMAT: Eng-lega-master-lb-prod-C
REVISION: E1
DATE: 2021/05/01

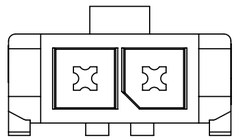

2 CKT

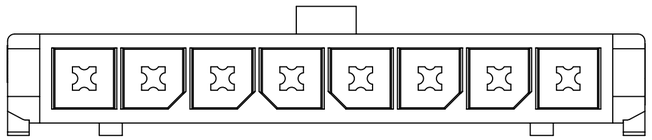

8 CKT

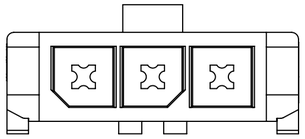

3 CKT

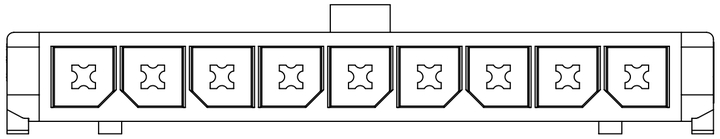

9 CKT

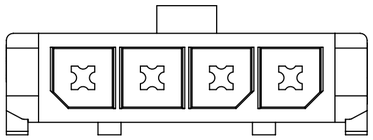

4 CKT

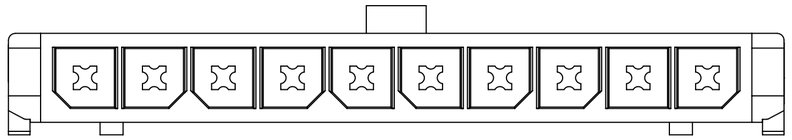

10 CKT

5 CKT

11 CKT

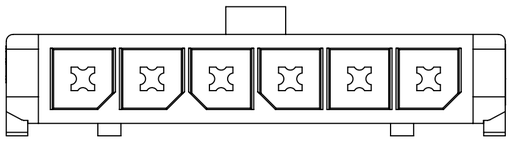

6 CKT

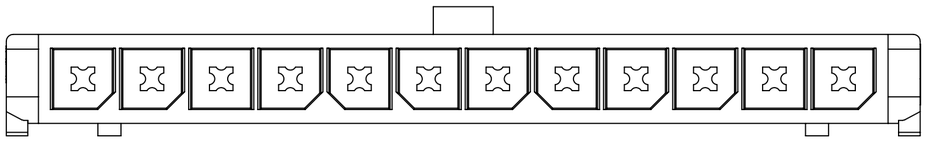

12 CKT

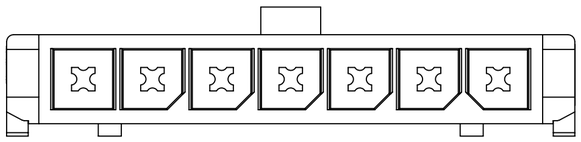

7 CKT

MATE WIHT STANDARD RECEPTACLE
SERIES 43645

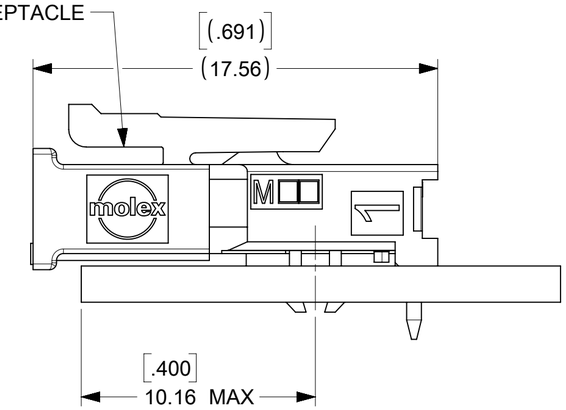

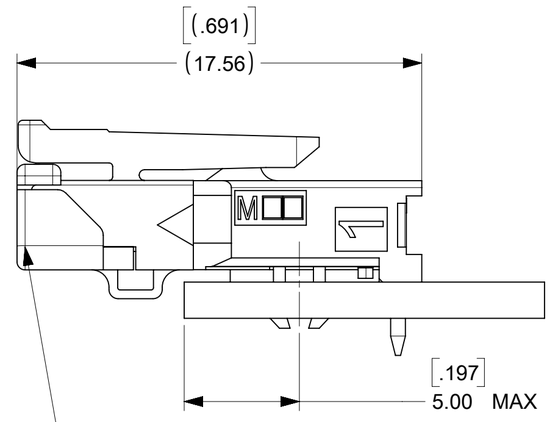

MATE WIHT TPA RECEPTACLE
SERIES 171850

LOCATION DETAIL
SEE NOTE 6

POLARIZATION DETAIL

THIS DRAWING CONTAINS INFORMATION THAT IS PROPRIETARY TO MOLEX ELECTRONIC TECHNOLOGIES, LLC AND SHOULD NOT BE USED WITHOUT WRITTEN PERMISSION

DIMENSION UNITS	SCALE
INCH/MM	NTS

GENERAL TOLERANCES (UNLESS SPECIFIED)

	MM	INCH
4 PLACES	±	±
3 PLACES	±	± 0.01
2 PLACES	± 0.25	± 0.014
1 PLACE	± 0.36	±
0 PLACES	±	±
ANGULAR TOL	± 0.5 °	

DRAFT WHERE APPLICABLE MUST REMAIN WITHIN DIMENSIONS

CURRENT REV DESC:

EC NO: 788345
DRWN: ZIXUAQ 2024/06/04
CHK'D: XQZHANG 2024/06/05
APPR: XQZHANG 2024/06/05

INITIAL REVISION:
DRWN: SAMIEC 2000/07/07
APPR: FSMITH 2016/03/18

molex

MICROFIT(3.0) RIGHT ANGLE THRU HOLE CLIP SINGLE ROW HEADER / TRAY

PRODUCT CUSTOMER DRAWING

DOCUMENT NUMBER	DOC TYPE	DOC PART	REVISION
SD-43650-002	PSD	000	F4

THIRD ANGLE PROJECTION	DRAWING	SERIES	MATERIAL NUMBER	CUSTOMER	SHEET NUMBER
	C-SIZE	43650	SEE CHART	GENERAL MARKET	2 OF 2

DOCUMENT STATUS	RQ	RELEASE DATE	

FORMAT: Eng-lega-master-tb-prod-C
REVISION: E1
DATE: 2021/05/01