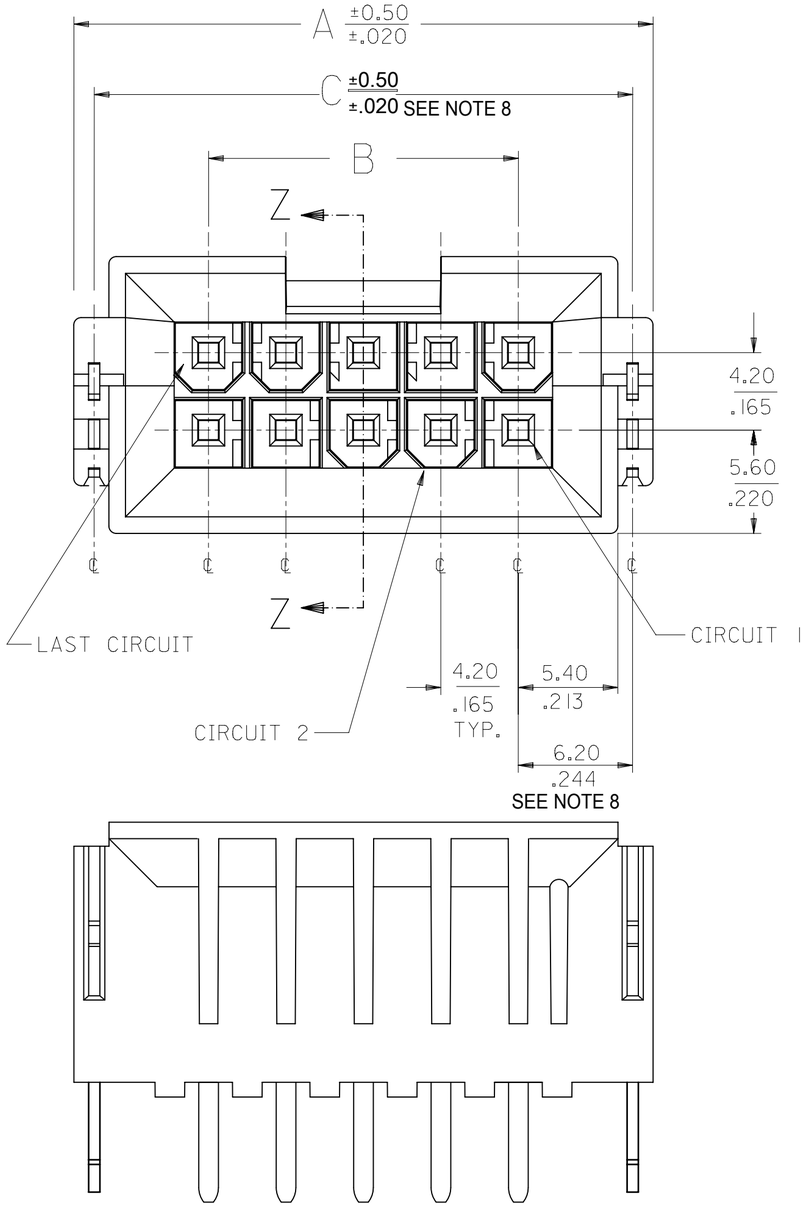


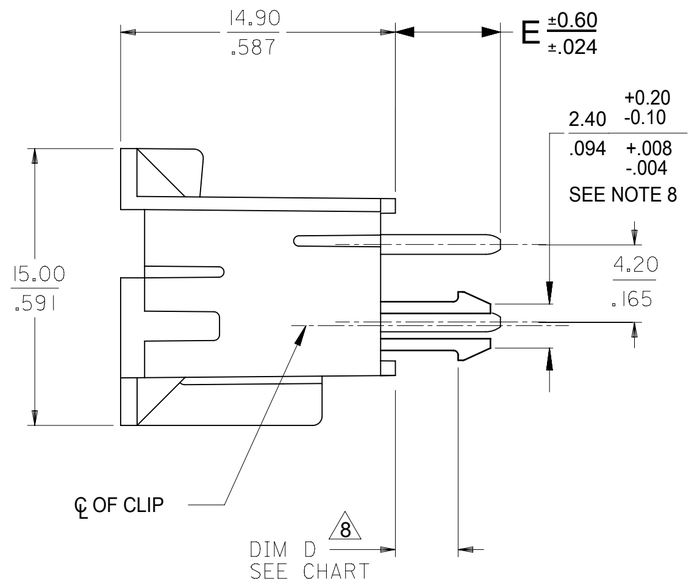




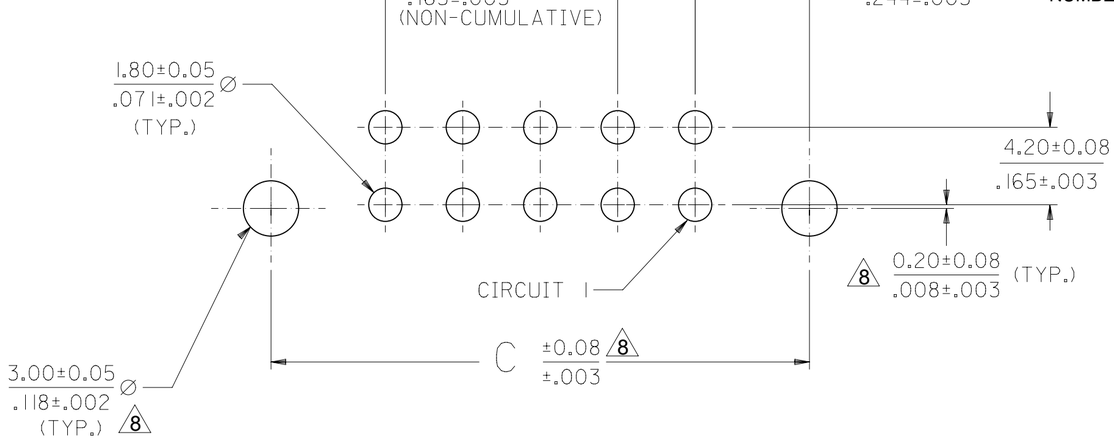


PCB LAYOUT: COMPONENT SIDE

RECOMMENDED PCB THICKNESS: SEE CHART

| CKTS | DIM. "A" | DIM. "B" | DIM. "C" |
|---|---|---|---|
| 4 | 18.81 .740 | 4.20 .165 | 16.60 .653 |
| 6 | 23.01 .906 | 8.40 .331 | 20.80 .819 |
| 8 | 27.21 1.071 | 12.60 .496 | 25.00 .984 |
| 10 | 31.41 1.237 | 16.80 .661 | 29.20 1.150 |
| 12 | 35.61 1.402 | 21.00 .828 | 33.40 1.315 |
| 14 | 39.81 1.567 | 25.20 .992 | 37.60 1.480 |
| 16 | 44.01 1.733 | 29.40 1.157 | 41.80 1.646 |
| 18 | 48.21 1.898 | 33.60 1.323 | 46.00 1.811 |
| 20 | 52.41 2.063 | 37.80 1.488 | 50.20 1.976 |
| 22 | 56.61 2.229 | 42.00 1.654 | 54.40 2.142 |
| 24 | 60.81 2.394 | 46.20 1.819 | 58.60 2.307 |

1) MATERIALS:
HOUSING: PA46 FILLED, UL94V-0, COLOR: BLACK
TERMINAL: BRASS
BOARD RETENTION CLIP: BRASS
2) FINISHES:
TERMINAL:
1 = (0.00254)/.000100 MIN. BRIGHT TIN OVER (0.00127)/.000050 MIN. NICKEL
2 = (0.00076)/.000030 MIN. SELECT GOLD AND (0.00254)/.000100 MIN. SELECT MATTE TIN OVER (0.00127)/.000050 MIN. NICKEL OVERALL
MOUNTING CLIP:
(0.00254)/.000100 MIN. MATTE TIN OVER (0.00127)/.000050 MIN. NICKEL
3) PRODUCT SPECIFICATIONS: PS-43810-001
4) PACKAGING SPECIFICATIONS: PK-43879-001
5) PART MATES WITH MOLEX RECEPTACLE SERIES 5557, 42474 AND 44516 AND HEADER SERIES 42385.
6) PART ALLOWS FOR 1.27/.050 MAX. MISALIGNMENT WITH MATING HOUSINGS IN ANY DIRECTION.
7) CONNECTOR ASSEMBLIES ARE NOT TO BE MATED AND UNMATED WHILE CIRCUITS ARE LIVE.
8) THIS DIMENSION DOES NOT APPLY TO PARTS WITHOUT P.C. BOARD RETENTION CLIPS.
9) PARTS CONFORM TO CLASS 'B' REQUIREMENTS OF COSMETIC SPECIFICATION PS-45499-002
10) DISCOLORATION IN THE BANDOLIER CARRIER AREA OF THE PIN IS INHERENT TO THE PLATING PROCESS AND IS DUE TO THE MASKING EFFECT OF THE CARRIER. THIS DISCOLORATION IS IN A NON-FUNCTIONAL AREA OF THE PIN AND WILL NOT AFFECT THE PERFORMANCE OF THE HEADER ASSEMBLY.
11) PARTS ARE NOT DESIGNED FOR CURRENT SHARING.
12) TEXT ON PART IS FOR REFERENCE ONLY. TEXT AND TEXT LOCATION MAY VARY DEPENDING ON PART NUMBER AND/OR TOOL.

| DOCUMENT STATUS | P1 | RELEASE DATE | 2024/02/19 02:27:15 |
|---|---|---|---|

THIS DRAWING CONTAINS INFORMATION THAT IS PROPRIETARY TO MOLEX ELECTRONIC TECHNOLOGIES, LLC AND SHOULD NOT BE USED WITHOUT WRITTEN PERMISSION

FUNCTIONAL SYMBOLS: FA = 0, FC = 0, FP = 0
DIVISIONAL SYMBOLS

DIMENSION UNITS: IN/MM
SCALE: 4:1

GENERAL TOLERANCES (UNLESS SPECIFIED)

| | MM | INCH |
|---|---|---|
| 4 PLACES | ± | ± |
| 3 PLACES | ± | ± 0.01 |
| 2 PLACES | ± 0.25 | ± 0.014 |
| 1 PLACE | ± 0.35 | ± |
| 0 PLACES | ± | ± |
| ANGULAR TOL | ± 0.5 ° | |

DRAFT WHERE APPLICABLE MUST REMAIN WITHIN DIMENSIONS

CURRENT REV DESC:

EC NO: 776284
DRWN: JERRYW8 2024/02/06
CHK'D: XQZHANG 2024/02/19
APPR: XQZHANG 2024/02/19

INITIAL REVISION:
DRWN: MANLAPAZ 1997/12/04
APPR: FSMITH 2012/02/02

THIRD ANGLE PROJECTION
DRAWING: C-SIZE
SERIES: 44068

molex

MINI-FIT JR BMI SMC
VERTICAL HEADER ASM VARIOUS BOARD THICKNESS

PRODUCT CUSTOMER DRAWING

| DOCUMENT NUMBER | DOC TYPE | DOC PART | REVISION |
|---|---|---|---|
| SD-44068-031 | PSD | 000 | G3 |

| MATERIAL NUMBER | CUSTOMER | SHEET NUMBER |
|---|---|---|
| GENERAL MARKET | GENERAL MARKET | 1 OF 2 |

FORMAT: Eng-lega-master-tb-prod-C
REVISION: E1
DATE: 2021/05/01

| FINISH: | 1 (SEE NOTE 2) |
|---|---|
| DIM. D: | WITHOUT CLIP |
| DIM. E: | (3.30) .130 |
| PCB THICKNESS: | (1.60±0.18) .063±.007 |
| CIRCUITS | MATERIAL NO. |
| 04 | 44068-0023 |
| 06 | 44068-0024 |
| 08 | 44068-0025 |
| 10 | 44068-0026 |
| 12 | X 44068-0027 |
| 14 | 44068-0028 |
| 16 | X 44068-0029 |
| 18 | 44068-0030 |
| 20 | X 44068-0031 |
| 22 | X 44068-0032 |
| 24 | 44068-0033 |

| FINISH: | 1 (SEE NOTE 2) |
|---|---|
| DIM. D: | (1.79±0.25) .070±.010 |
| DIM. E: | (3.30) .130 |
| PCB THICKNESS: | (1.60±0.18) .063±.007 |
| CIRCUITS | MATERIAL NO. |
| 04 | 44068-0001 |
| 06 | 44068-0002 |
| 08 | 44068-0003 |
| 10 | 44068-0004 |
| 12 | X 44068-0005 |
| 14 | 44068-0006 |
| 16 | X 44068-0007 |
| 18 | 44068-0008 |
| 20 | X 44068-0009 |
| 22 | X 44068-0010 |
| 24 | 44068-0011 |

| FINISH: | 1 (SEE NOTE 2) |
|---|---|
| DIM. D: | (2.60±0.25) .102±.010 |
| DIM. E: | (4.50) .177 |
| PCB THICKNESS: | (2.39±0.18) .094±.007 |
| CIRCUITS | MATERIAL NO. |
| 04 | 44068-0045 |
| 06 | 44068-0046 |
| 08 | 44068-0047 |
| 10 | 44068-0048 |
| 12 | X 44068-0049 |
| 14 | 44068-0050 |
| 16 | X 44068-0051 |
| 18 | 44068-0052 |
| 20 | X 44068-0053 |
| 22 | X 44068-0054 |
| 24 | 44068-0055 |

| FINISH: | 1 (SEE NOTE 2) |
|---|---|
| DIM. D: | (3.39±0.25) .133±.010 |
| DIM. E: | (4.90) .193 |
| PCB THICKNESS: | (3.18±0.18) .125±.007 |
| CIRCUITS | MATERIAL NO. |
| 04 | 44068-0089 |
| 06 | 44068-0090 |
| 08 | 44068-0091 |
| 10 | 44068-0092 |
| 12 | X 44068-0093 |
| 14 | 44068-0094 |
| 16 | X 44068-0095 |
| 18 | 44068-0096 |
| 20 | X 44068-0097 |
| 22 | X 44068-0098 |
| 24 | 44068-0099 |

| FINISH: | 2 (SEE NOTE 2) |
|---|---|
| DIM. D: | WITHOUT CLIP |
| DIM. E: | (3.30) .130 |
| PCB THICKNESS: | (1.60±0.18) .063±.007 |
| CIRCUITS | MATERIAL NO. |
| 04 | 44068-0034 |
| 06 | 44068-0035 |
| 08 | 44068-0036 |
| 10 | 44068-0037 |
| 12 | X 44068-0038 |
| 14 | 44068-0039 |
| 16 | X 44068-0040 |
| 18 | 44068-0041 |
| 20 | X 44068-0042 |
| 22 | X 44068-0043 |
| 24 | 44068-0044 |

| FINISH: | 2 (SEE NOTE 2) |
|---|---|
| DIM. D: | (1.79±0.25) .070±.010 |
| DIM. E: | (3.30) .130 |
| PCB THICKNESS: | (1.60±0.18) .063±.007 |
| CIRCUITS | MATERIAL NO. |
| 04 | 44068-0012 |
| 06 | 44068-0013 |
| 08 | 44068-0014 |
| 10 | 44068-0015 |
| 12 | X 44068-0016 |
| 14 | 44068-0017 |
| 16 | X 44068-0018 |
| 18 | 44068-0019 |
| 20 | X 44068-0020 |
| 22 | X 44068-0021 |
| 24 | 44068-0022 |

| FINISH: | 2 (SEE NOTE 2) |
|---|---|
| DIM. D: | (2.60±0.25) .102±.010 |
| DIM. E: | (4.50) .177 |
| PCB THICKNESS: | (2.39±0.18) .094±.007 |
| CIRCUITS | MATERIAL NO. |
| 04 | 44068-0056 |
| 06 | 44068-0057 |
| 08 | 44068-0058 |
| 10 | 44068-0059 |
| 12 | X 44068-0060 |
| 14 | 44068-0061 |
| 16 | X 44068-0062 |
| 18 | 44068-0063 |
| 20 | X 44068-0064 |
| 22 | X 44068-0065 |
| 24 | 44068-0066 |

| FINISH: | 2 (SEE NOTE 2) |
|---|---|
| DIM. D: | (3.39±0.25) .133±.010 |
| DIM. E: | (4.90) .193 |
| PCB THICKNESS: | (3.18±0.18) .125±.007 |
| CIRCUITS | MATERIAL NO. |
| 04 | 44068-0100 |
| 06 | 44068-0101 |
| 08 | 44068-0102 |
| 10 | 44068-0103 |
| 12 | X 44068-0104 |
| 14 | 44068-0105 |
| 16 | X 44068-0106 |
| 18 | 44068-0107 |
| 20 | X 44068-0108 |
| 22 | X 44068-0109 |
| 24 | 44068-0110 |

X PRECEDING PART NUMBER DESIGNATES
CIRCUIT SIZE IS NOT TOOLED
PLEASE CONTACT FACTORY

| DOCUMENT STATUS | P1 | RELEASE DATE | 2024/02/19 02:27:15 |
|---|---|---|---|

FORMAT: Eng-lega-master-tb-prod-C
REVISION: E1
DATE: 2021/05/01

FUNCTIONAL SYMBOLS
FA = 0
FC = 0
FP = 0
DIVISIONAL SYMBOLS

THIS DRAWING CONTAINS INFORMATION THAT IS PROPRIETARY TO MOLEX ELECTRONIC TECHNOLOGIES, LLC AND SHOULD NOT BE USED WITHOUT WRITTEN PERMISSION

DIMENSION UNITS: IN/MM
SCALE: 1:1

GENERAL TOLERANCES (UNLESS SPECIFIED)

| | MM | INCH |
|---|---|---|
| 4 PLACES | ± | ± |
| 3 PLACES | ± | ± 0.01 |
| 2 PLACES | ± 0.25 | ± 0.014 |
| 1 PLACE | ± 0.35 | ± |
| 0 PLACES | ± | ± |
| ANGULAR TOL | ± 0.5 ° | |

DRAFT WHERE APPLICABLE MUST REMAIN WITHIN DIMENSIONS

CURRENT REV DESC:

EC NO: 776284
DRWN: JERRYW8 2024/02/06
CHK'D: XQZHANG 2024/02/19
APPR: XQZHANG 2024/02/19

INITIAL REVISION:
DRWN: MANLAPAZ 1997/12/04
APPR: FSMITH 2012/02/02

molex

MINI-FIT JR BMI SMC
VERTICAL HEADER ASM VARIOUS BOARD THICKNESS

PRODUCT CUSTOMER DRAWING

| DOCUMENT NUMBER | DOC TYPE | DOC PART | REVISION |
|---|---|---|---|
| SD-44068-031 | PSD | 000 | G3 |

| THIRD ANGLE PROJECTION | DRAWING | SERIES | MATERIAL NUMBER | CUSTOMER | SHEET NUMBER |
|---|---|---|---|---|---|
| | C-SIZE | 44068 | GENERAL MARKET | GENERAL MARKET | 2 OF 2 |