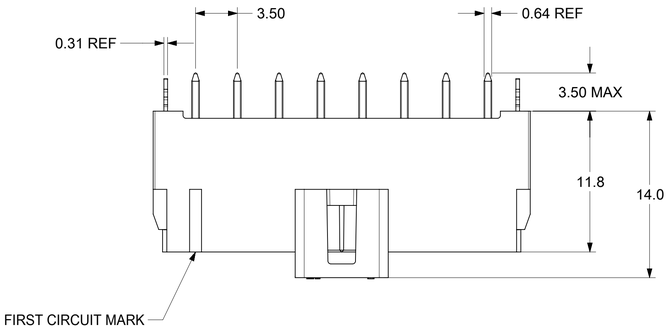

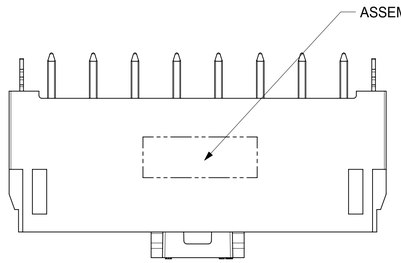

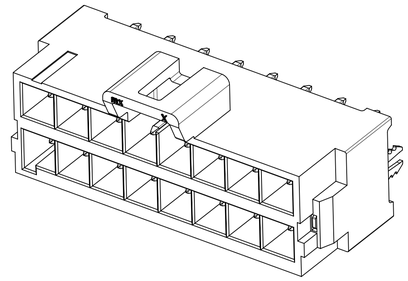

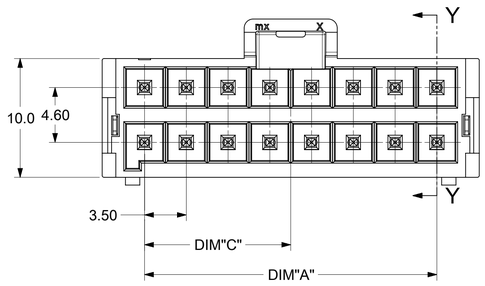

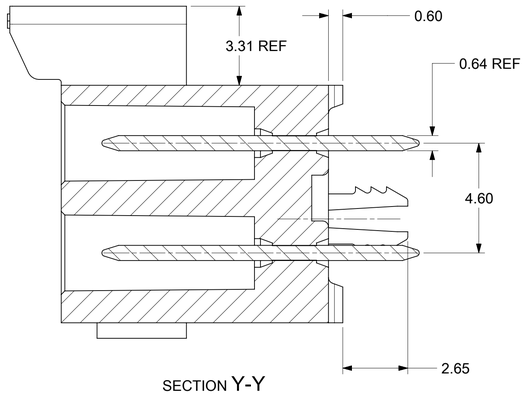

SECTION Y-Y
SCALE 8:1

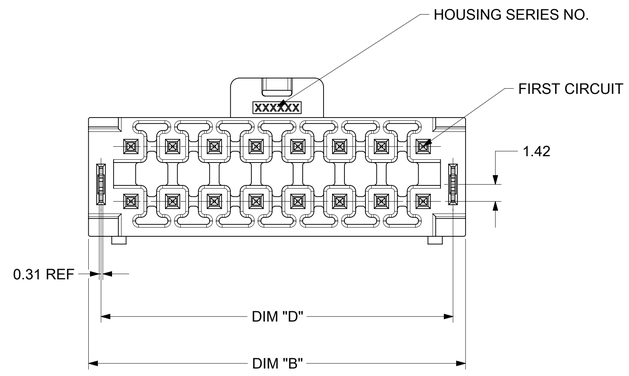

NOTES:

1. MATERIAL:
   HOUSING
   OPTION 1: LCP BLACK, UL94 V-0
   OPTION 2: LCP NATURAL, UL94 V-0
   TERMINAL: COPPER ALLOY
2. PLATING FINISH:
   OPTION 1 - 1.5µm(60µin)-2.5µm(100µin) TIN OVER
   1.25µm(50µin)-2.5µm(100µin) NICKEL OVERALL
   OPTION 2 - 0.35µm(15µin) GOLD CONTACT AREA,
   1.5µm(60µin)-2.5µm(100µin) TIN TAIL AREA OVER
   1.25µm(50µin)-2.5µm(100µin) NICKEL OVERALL
   OPTION 3 - 0.70µm(30µin) GOLD CONTACT AREA,
   1.5µm(60µin)-2.5µm(100µin) TIN TAIL AREA OVER
   1.25µm(50µin)-2.5µm(100µin) NICKEL OVERALL
2. PARTS TO BE PACKAGED PER CHART FOR DETAIL
3. PRODUCT SPECIFICATION PS-172323-0001
4. PART MATES WITH MOLEX RECEPTACLE HOUSING
   172258 AND 172262
5. PART CONFORMS TO CLASS "C" REQUIREMENTS OF SPECIFICATION
   PS-45499-002 WITH 0.13 MM MAXIMUM FLASH ALLOWED IN CORE
   HOLES AND FRONT SURFACE.
6. DISCOLORATION IN THE BANDOLIER AREA OF THE PIN IS
   INHERENT TO THE PLATING PROCESS AND IS DUE TO THE MASKING
   EFFECT OF THE CARRIER. THIS DISCOLORATION IS IN A NON-FUNCTIONAL
   AREA OF THE PIN AND WILL NOT AFFECT THE PERFORMANCE OF THE
   HEADER ASSEMBLY.
7. APPLUCATION SPECIFICATION: AS-172323-0001

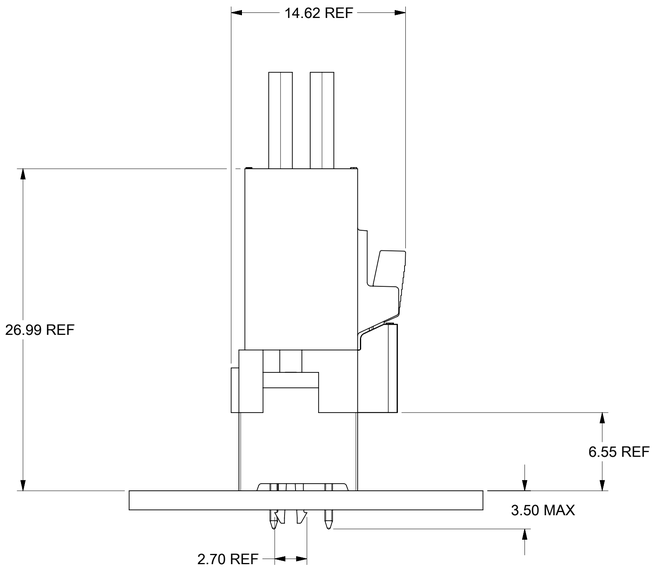

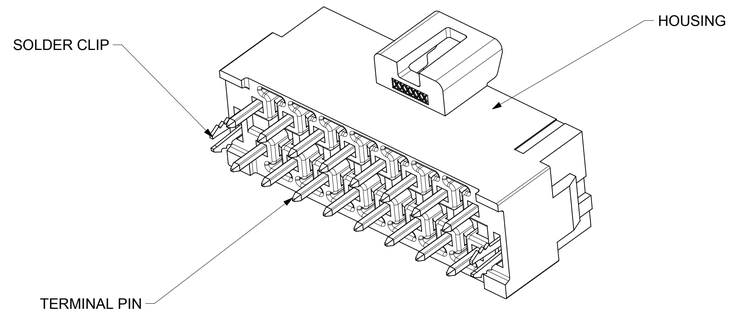

THIS DRAWING CONTAINS INFORMATION THAT IS PROPRIETARY TO MOLEX ELECTRONIC TECHNOLOGIES, LLC AND SHOULD NOT BE USED WITHOUT WRITTEN PERMISSION

DIMENSION UNITS	SCALE
mm	NTS

GENERAL TOLERANCES (UNLESS SPECIFIED)

ANGULAR TOL	±	°
4 PLACES	±	
3 PLACES	±	
2 PLACES	±	0.25
1 PLACE	±	0.5
0 PLACES	±	

DRAFT WHERE APPLICABLE MUST REMAIN WITHIN DIMENSIONS

CURRENT REV DESC:

EC NO: 755556
DRWN: LEOW 2023/05/12
CHK'D: XQZHANG 2023/07/05
APPR: XQZHANG 2023/07/05

INITIAL REVISION:
DRWN: DROSCA 2014/03/04
APPR: JCOMERCI 2014/04/24

molex

ULTRA-FIT VERT HEADER
4-16 CKTS DUAL ROW WITH SOLDER CLIP

PRODUCT CUSTOMER DRAWING

DOCUMENT NUMBER	DOC TYPE	DOC PART	REVISION
SD-172299-1000	PSD	000	C2

THIRD ANGLE PROJECTION	DRAWING	SERIES	MATERIAL NUMBER	CUSTOMER	SHEET NUMBER
	D-SIZE	172299		GENERAL MARKET	1 OF 3

DOCUMENT STATUS	P1	RELEASE DATE	2023/07/05	22:45:52

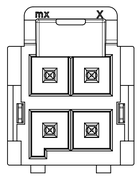

4 CKT

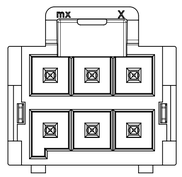

6 CKT

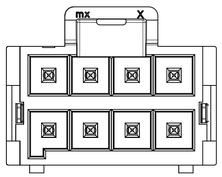

8 CKT

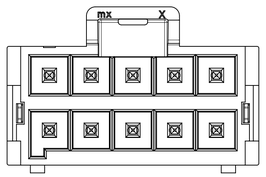

10 CKT

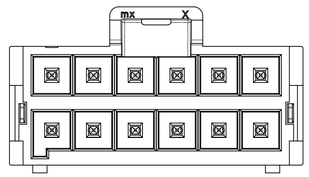

12 CKT

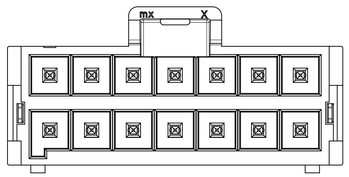

14 CKT

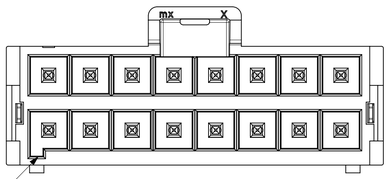

16 CKT

KEY A
(BLACK)

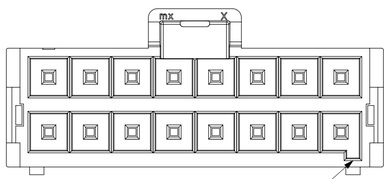

KEY B
(NATURAL)

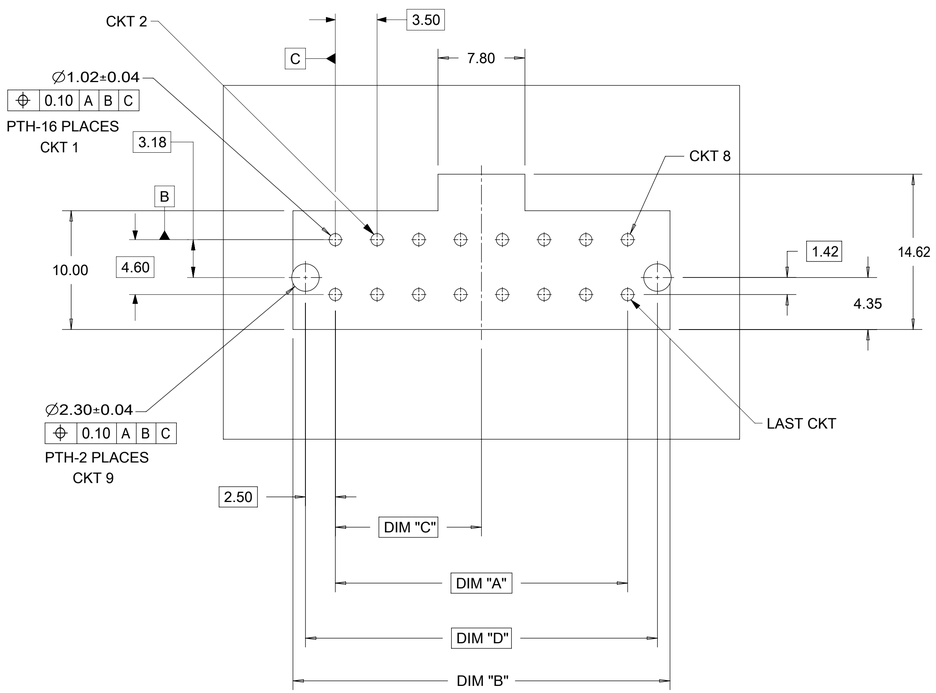

PCB LAYOUT COMPONENT SIDE
RECOMENDED PCB THICKNESS 1.60MM-2.40MM

NOTE: DATUM -A- IS ON PCB COMPONENT SIDE

DOCUMENT STATUS	P1	RELEASE DATE	2023/07/05 22:45:52

THIS DRAWING CONTAINS INFORMATION THAT IS PROPRIETARY TO MOLEX ELECTRONIC TECHNOLOGIES, LLC AND SHOULD NOT BE USED WITHOUT WRITTEN PERMISSION

DIMENSION UNITS	SCALE
mm	NTS

GENERAL TOLERANCES (UNLESS SPECIFIED)

ANGULAR TOL	±	°
4 PLACES	±	
3 PLACES	±	
2 PLACES	±	0.25
1 PLACE	±	0.5
0 PLACES	±	

DRAFT WHERE APPLICABLE MUST REMAIN WITHIN DIMENSIONS

CURRENT REV DESC:

EC NO: 755556
DRWN: LEOW 2023/05/12
CHK'D: XQZHANG 2023/07/05
APPR: XQZHANG 2023/07/05

INITIAL REVISION:
DRWN: DROSCA 2014/03/04
APPR: JCOMERCI 2014/04/24

molex

ULTRA-FIT VERT HEADER
4-16 CKTS DUAL ROW WITH SOLDER CLIP

PRODUCT CUSTOMER DRAWING

DOCUMENT NUMBER	DOC TYPE	DOC PART	REVISION
SD-172299-1000	PSD	000	C2

THIRD ANGLE PROJECTION	DRAWING	SERIES	MATERIAL NUMBER	CUSTOMER	SHEET NUMBER
	D-SIZE	172299		GENERAL MARKET	2 OF 3

TIN PLATING									
PART NO.	KAPTON TAPE	COLOR	CIRCUIT SIZE	KEY OPTION	DIM A	DIM B	DIM C	DIM D	PACKING SPEC
172299-1104	WITHOUT	BLACK	4	KEY A	3.50	10.60	1.75	8.50	PK-172299-9001
172299-1106	WITHOUT	BLACK	6	KEY A	7.00	14.10	3.50	12.00	
172299-1108	WITHOUT	BLACK	8	KEY A	10.50	17.60	5.25	15.50	
172299-1110	WITHOUT	BLACK	10	KEY A	14.00	21.10	7.00	19.00	
172299-1112	WITHOUT	BLACK	12	KEY A	17.50	24.60	8.75	22.50	
172299-1114	WITHOUT	BLACK	14	KEY A	21.00	28.10	10.50	26.00	
172299-1116	WITHOUT	BLACK	16	KEY A	24.50	31.60	12.25	29.50	
172299-2104	WITHOUT	NATURAL	4	KEY B	3.50	10.60	1.75	8.50	
172299-2106	WITHOUT	NATURAL	6	KEY B	7.00	14.10	3.50	12.00	
172299-2108	WITHOUT	NATURAL	8	KEY B	10.50	17.60	5.25	15.50	
172299-2110	WITHOUT	NATURAL	10	KEY B	14.00	21.10	7.00	19.00	
172299-2112	WITHOUT	NATURAL	12	KEY B	17.50	24.60	8.75	22.50	
172299-2114	WITHOUT	NATURAL	14	KEY B	21.00	28.10	10.50	26.00	
172299-2116	WITHOUT	NATURAL	16	KEY B	24.50	31.60	12.25	29.50	
172299-3104	WITH	BLACK	4	KEY A	3.50	10.60	1.75	8.50	1722991000-PK
172299-3110	WITH	BLACK	10	KEY A	14.00	21.10	7.00	19.00	
172299-3114	WITH	BLACK	14	KEY A	21.00	28.10	10.50	26.00	
172299-4104	WITH	NATURAL	4	KEY B	3.50	10.60	1.75	8.50	
172299-4110	WITH	NATURAL	10	KEY B	14.00	21.10	7.00	19.00	
172299-4114	WITH	NATURAL	14	KEY B	21.00	28.10	10.50	26.00	
172299-8104	WITHOUT	BLACK	4	KEY A	3.50	10.60	1.75	8.50	
172299-8110	WITHOUT	BLACK	10	KEY A	14.00	21.10	7.00	19.00	
172299-8114	WITHOUT	BLACK	14	KEY A	21.00	28.10	10.50	26.00	
172299-9104	WITHOUT	NATURAL	4	KEY B	3.50	10.60	1.75	8.50	
172299-9110	WITHOUT	NATURAL	10	KEY B	14.00	21.10	7.00	19.00	
172299-9114	WITHOUT	NATURAL	14	KEY B	21.00	28.10	10.50	26.00	

30 MICROINCH GOLD PLATING									
PART NO.	KAPTON TAPE	COLOR	CIRCUIT SIZE	KEY OPTION	DIM A	DIM B	DIM C	DIM D	PACKING SPEC
172299-1304	WITHOUT	BLACK	4	KEY A	3.50	10.60	1.75	8.50	PK-172299-9001
172299-1306	WITHOUT	BLACK	6	KEY A	7.00	14.10	3.50	12.00	
172299-1308	WITHOUT	BLACK	8	KEY A	10.50	17.60	5.25	15.50	
172299-1310	WITHOUT	BLACK	10	KEY A	14.00	21.10	7.00	19.00	
172299-1312	WITHOUT	BLACK	12	KEY A	17.50	24.60	8.75	22.50	
172299-1314	WITHOUT	BLACK	14	KEY A	21.00	28.10	10.50	26.00	
172299-1316	WITHOUT	BLACK	16	KEY A	24.50	31.60	12.25	29.50	
172299-2304	WITHOUT	NATURAL	4	KEY B	3.50	10.60	1.75	8.50	
172299-2306	WITHOUT	NATURAL	6	KEY B	7.00	14.10	3.50	12.00	
172299-2308	WITHOUT	NATURAL	8	KEY B	10.50	17.60	5.25	15.50	
172299-2310	WITHOUT	NATURAL	10	KEY B	14.00	21.10	7.00	19.00	
172299-2312	WITHOUT	NATURAL	12	KEY B	17.50	24.60	8.75	22.50	
172299-2314	WITHOUT	NATURAL	14	KEY B	21.00	28.10	10.50	26.00	
172299-2316	WITHOUT	NATURAL	16	KEY B	24.50	31.60	12.25	29.50	
172299-7310	WITHOUT	BLACK	10	KEY A	14.00	21.10	7.00	19.00	1722999002-PK
172299-7314	WITHOUT	BLACK	14	KEY A	21.00	28.10	10.50	26.00	
172299-3304	WITH	BLACK	4	KEY A	3.50	10.60	1.75	8.50	1722991000-PK
172299-3310	WITH	BLACK	10	KEY A	14.00	21.10	7.00	19.00	
172299-3314	WITH	BLACK	14	KEY A	21.00	28.10	10.50	26.00	
172299-4304	WITH	NATURAL	4	KEY B	3.50	10.60	1.75	8.50	
172299-4310	WITH	NATURAL	10	KEY B	14.00	21.10	7.00	19.00	
172299-4314	WITH	NATURAL	14	KEY B	21.00	28.10	10.50	26.00	
172299-8304	WITHOUT	BLACK	4	KEY A	3.50	10.60	1.75	8.50	
172299-8310	WITHOUT	BLACK	10	KEY A	14.00	21.10	7.00	19.00	
172299-8314	WITHOUT	BLACK	14	KEY A	21.00	28.10	10.50	26.00	
172299-9304	WITHOUT	NATURAL	4	KEY B	3.50	10.60	1.75	8.50	
172299-9310	WITHOUT	NATURAL	10	KEY B	14.00	21.10	7.00	19.00	
172299-9314	WITHOUT	NATURAL	14	KEY B	21.00	28.10	10.50	26.00	

15 MICROINCH GOLD PLATING									
PART NO.	KAPTON TAPE	COLOR	CIRCUIT SIZE	KEY OPTION	DIM A	DIM B	DIM C	DIM D	PACKING SPEC
172299-1204	WITHOUT	BLACK	4	KEY A	3.50	10.60	1.75	8.50	PK-172299-9001
172299-1206	WITHOUT	BLACK	6	KEY A	7.00	14.10	3.50	12.00	
172299-1208	WITHOUT	BLACK	8	KEY A	10.50	17.60	5.25	15.50	
172299-1210	WITHOUT	BLACK	10	KEY A	14.00	21.10	7.00	19.00	
172299-1212	WITHOUT	BLACK	12	KEY A	17.50	24.60	8.75	22.50	
172299-1214	WITHOUT	BLACK	14	KEY A	21.00	28.10	10.50	26.00	
172299-1216	WITHOUT	BLACK	16	KEY A	24.50	31.60	12.25	29.50	
172299-2204	WITHOUT	NATURAL	4	KEY B	3.50	10.60	1.75	8.50	
172299-2206	WITHOUT	NATURAL	6	KEY B	7.00	14.10	3.50	12.00	
172299-2208	WITHOUT	NATURAL	8	KEY B	10.50	17.60	5.25	15.50	
172299-2210	WITHOUT	NATURAL	10	KEY B	14.00	21.10	7.00	19.00	
172299-2212	WITHOUT	NATURAL	12	KEY B	17.50	24.60	8.75	22.50	
172299-2214	WITHOUT	NATURAL	14	KEY B	21.00	28.10	10.50	26.00	
172299-2216	WITHOUT	NATURAL	16	KEY B	24.50	31.60	12.25	29.50	
172299-3204	WITH	BLACK	4	KEY A	3.50	10.60	1.75	8.50	1722991000-PK
172299-3210	WITH	BLACK	10	KEY A	14.00	21.10	7.00	19.00	
172299-3214	WITH	BLACK	14	KEY A	21.00	28.10	10.50	26.00	
172299-4204	WITH	NATURAL	4	KEY B	3.50	10.60	1.75	8.50	
172299-4210	WITH	NATURAL	10	KEY B	14.00	21.10	7.00	19.00	
172299-4214	WITH	NATURAL	14	KEY B	21.00	28.10	10.50	26.00	
172299-8204	WITHOUT	BLACK	4	KEY A	3.50	10.60	1.75	8.50	
172299-8210	WITHOUT	BLACK	10	KEY A	14.00	21.10	7.00	19.00	
172299-8214	WITHOUT	BLACK	14	KEY A	21.00	28.10	10.50	26.00	
172299-9204	WITHOUT	NATURAL	4	KEY B	3.50	10.60	1.75	8.50	
172299-9210	WITHOUT	NATURAL	10	KEY B	14.00	21.10	7.00	19.00	
172299-9214	WITHOUT	NATURAL	14	KEY B	21.00	28.10	10.50	26.00	

THIS DRAWING CONTAINS INFORMATION THAT IS PROPRIETARY TO MOLEX ELECTRONIC TECHNOLOGIES, LLC AND SHOULD NOT BE USED WITHOUT WRITTEN PERMISSION

DIMENSION UNITS: mm | SCALE: NTS

GENERAL TOLERANCES (UNLESS SPECIFIED)

ANGULAR TOL	±	°
4 PLACES	±	
3 PLACES	±	
2 PLACES	±	0.25
1 PLACE	±	0.5
0 PLACES	±	

DRAFT WHERE APPLICABLE MUST REMAIN WITHIN DIMENSIONS

CURRENT REV DESC:

EC NO: 755556
DRWN: LEOW 2023/05/12
CHK'D: XQZHANG 2023/07/05
APPR: XQZHANG 2023/07/05

INITIAL REVISION:
DRWN: DROSCA 2014/03/04
APPR: JCOMERCI 2014/04/24

THIRD ANGLE PROJECTION | DRAWING: D-SIZE | SERIES: 172299

molex

ULTRA-FIT VERT HEADER
4-16 CKTS DUAL ROW WITH SOLDER CLIP

PRODUCT CUSTOMER DRAWING

DOCUMENT NUMBER	DOC TYPE	DOC PART	REVISION
SD-172299-1000	PSD	000	C2

MATERIAL NUMBER	CUSTOMER	SHEET NUMBER
	GENERAL MARKET	3 OF 3

DOCUMENT STATUS	P1	RELEASE DATE	2023/07/05 22:45:52