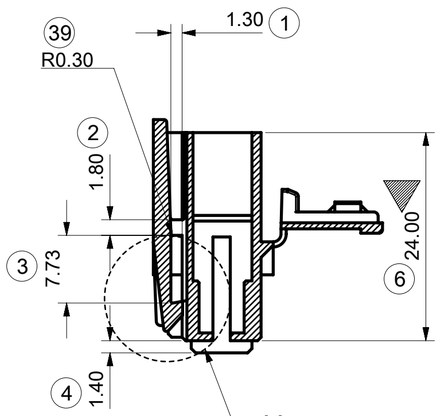

SECTION Z-Z

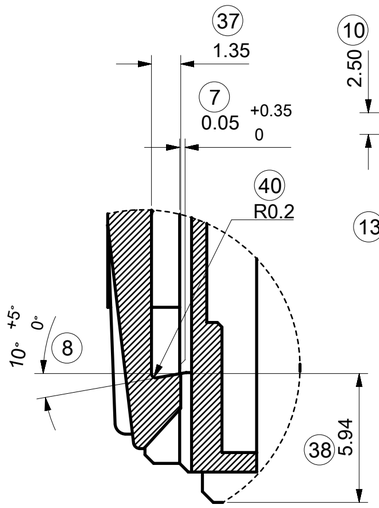

DETAIL H
SCALE 5:1

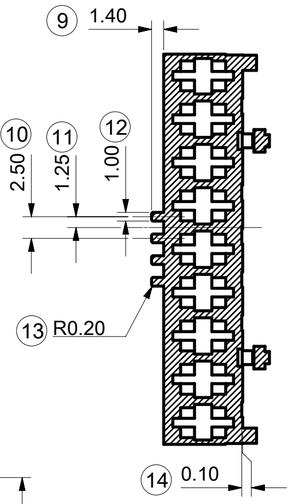

SECTION B-B

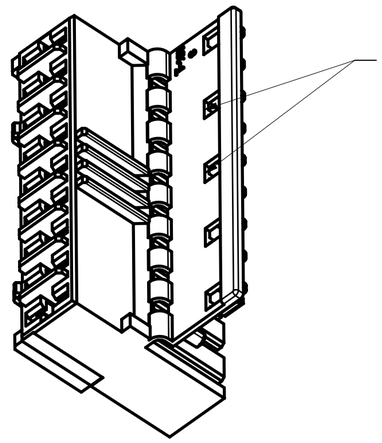

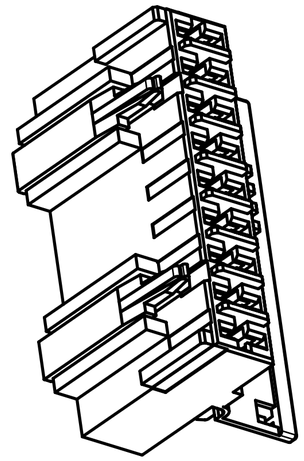

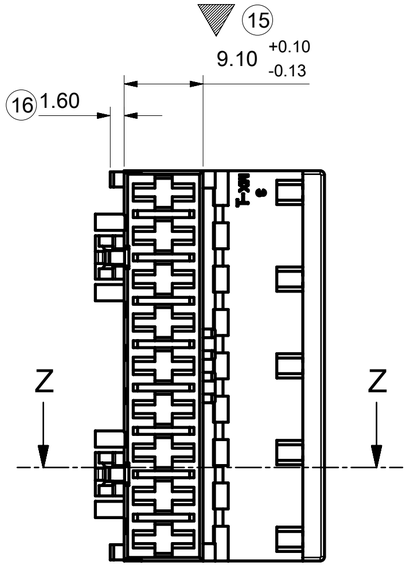

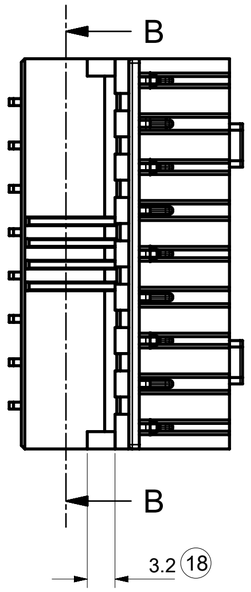

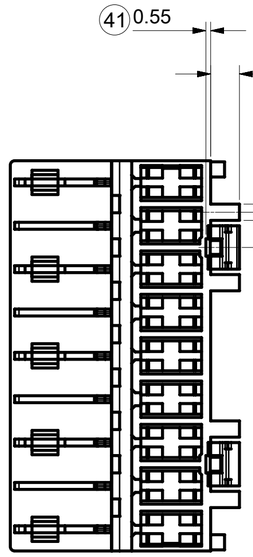

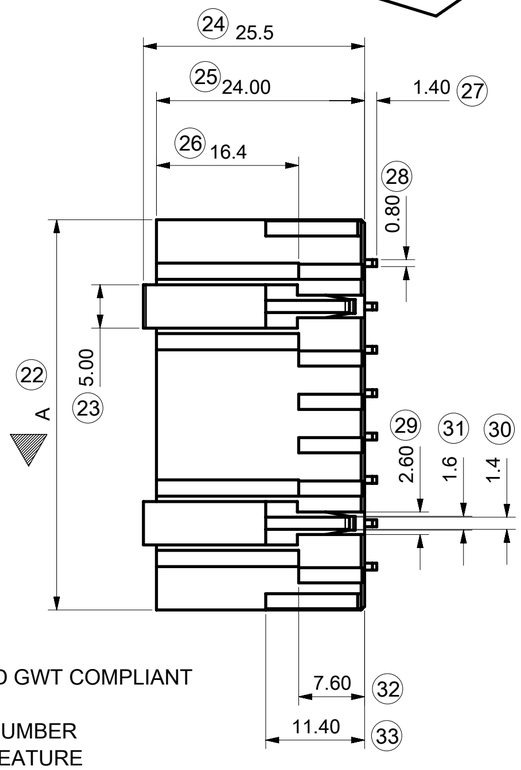

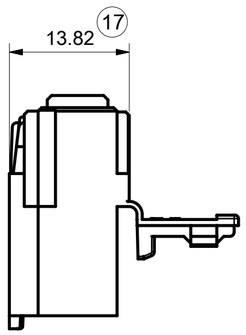

CIRCUIT SIZE	DIM A
3	14.8
4	19.8
5	24.8
6	29.8
7	34.8
8	39.8
9	44.8

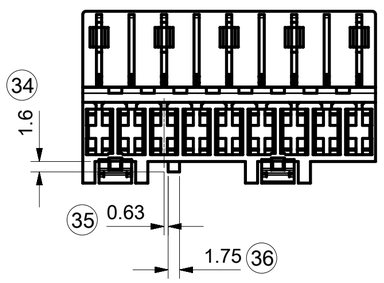

DETAILS OF POSITION KEYS

NOTE
1. MATERIAL : 93250-**** PA 66 HWI AND GWT COMPLIANT
2. SEE SHEET 2 FOR CODING/LATCH CONFIGURATION FOR EACH PART NUMBER
3. SEE SHEET 2-3 FOR TAB LOCKING FEATURE QUANTITY PER CIRCUIT SIZE
4. PRODUCT SPECIFICATION : PS-93250-001
5. PACKAGING SPECIFICATION : PK-93250-001

INSPECTION NO. USED : 1-99
LAST INSPECTION USED : 62
DELETED INSPECTION NO : 5

SYMBOLS	
F = 0	
E = 0	
F = 0	
S = 0	
= 3	
C = 0	
= 0	
= 0	
= 0	

THIS DRAWING CONTAINS INFORMATION THAT IS PROPRIETARY TO MOLEX ELECTRONIC TECHNOLOGIES, LLC AND SHOULD NOT BE USED WITHOUT WRITTEN PERMISSION

DIMENSION UNITS	SCALE
mm	2:1

GENERAL TOLERANCES (UNLESS SPECIFIED)

ANGULAR TOL	±	2.0 °
4 PLACES	±	
3 PLACES	±	
2 PLACES	±	0.13
1 PLACE	±	0.25
0 PLACES	±	

DRAFT WHERE APPLICABLE MUST REMAIN WITHIN DIMENSIONS

CURRENT REV DESC:

EC NO: 838644
DRWN: PRAMOD 2025/10/28
CHK'D: GANESY 2025/10/29
APPR: GANESY 2025/10/29

INITIAL REVISION:
DRWN: AKABADI 2019/07/23
APPR: DRYAN 2019/08/11

THIRD ANGLE PROJECTION | DRAWING: A2-SIZE | SERIES: 93250

molex

RAST 5 CRIMP HOUSING HWI

PRODUCT CUSTOMER DRAWING

DOCUMENT NUMBER	DOC TYPE	DOC PART	REVISION
932500001	PSD	000	A1

MATERIAL NUMBER	CUSTOMER	SHEET NUMBER
SEE TABLE SHT 2&3		1 OF 3

DOCUMENT STATUS	P1	RELEASE DATE	2025/10/29 12:11:03

FORMAT: master-tb-prod-A2
REVISION: H
DATE: 2018/01/18

MOLEX PART NUMBER	CIRCUIT SIZE	POSITION KEYS	CODING KEYS	LATCH TYPE	LATCH POSITION	VIEW FROM DIRECTION A	HEAT RESISTANCE	TAB LOCKING FEATURE QUANTITY
93250-3183	3	NONE	01c	STANDARD	1&2		HWI & GWT	2
93250-3283	3	NONE	d30	STANDARD	2&3		HWI & GWT	2
93250-4033	3	1b	01c 03c	STANDARD	1&2	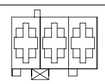	HWI & GWT	2
93250-4003	3	3b	01c 03c	STANDARD	1&2		HWI & GWT	2
93250-4013	3	1b	01c d30	STANDARD	1&2	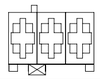	HWI & GWT	2
93250-4023	3	3b	01c d30	STANDARD	1&2		HWI & GWT	2
93250-4004	4	1b	03c d40	STANDARD	1&2 3&4	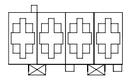	HWI & GWT	2
93250-4005	5	3b	d30	STANDARD	1&2 4&5	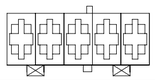	HWI & GWT	3
93250-4015	5	1a 5b	01c d30	STANDARD	1&2 2&3	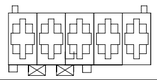	HWI & GWT	3
93250-4006	6	1b	04c	STANDARD	1&2 5&6	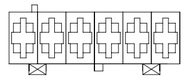	HWI & GWT	3
93250-3077	7	ALL	ALL	STANDARD	2&3 6&7	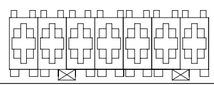	HWI & GWT	4
93250-3087	7	NONE	04c	STANDARD	1&2 5&6	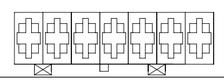	HWI & GWT	4
93250-3097	7	3a 4a	d30 d70	STANDARD	1&2 5&6	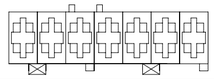	HWI & GWT	4

VIEWING DIRECTION FOR CODING LATCH CONFIGURATION

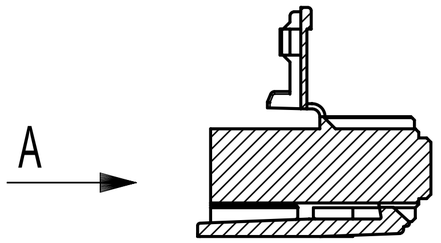

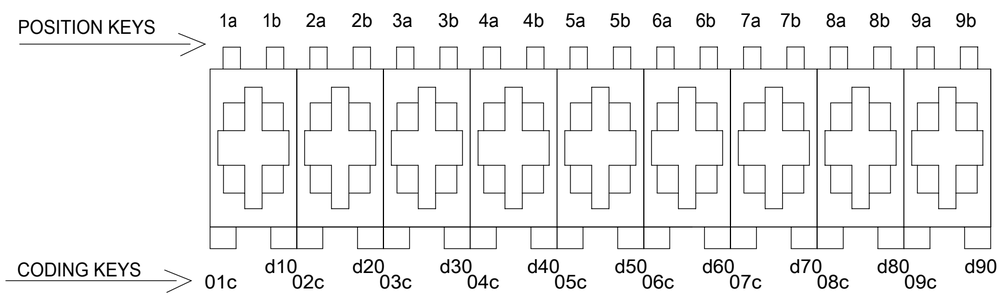

SYMBOLS	
FA	= 0
FC	= 0
FD	= 0
S	= 0
▼	= 0
C	= 0
⊠	= 0
■	= 0
▽	= 0

THIS DRAWING CONTAINS INFORMATION THAT IS PROPRIETARY TO MOLEX ELECTRONIC TECHNOLOGIES, LLC AND SHOULD NOT BE USED WITHOUT WRITTEN PERMISSION

DIMENSION UNITS	SCALE
mm	2:1

GENERAL TOLERANCES (UNLESS SPECIFIED)

ANGULAR TOL	±	2.0 °
4 PLACES	±	
3 PLACES	±	
2 PLACES	±	0.13
1 PLACE	±	0.25
0 PLACES	±	

DRAFT WHERE APPLICABLE MUST REMAIN WITHIN DIMENSIONS

CURRENT REV DESC:

EC NO: 838644

DRWN:	PRAMOD	2025/10/28
CHK'D:	GANESY	2025/10/29
APPR:	GANESY	2025/10/29

INITIAL REVISION:

DRWN:	AKABADI	2019/07/23
APPR:	DRYAN	2019/08/11

molex

RAST 5 CRIMP HOUSING HWI

PRODUCT CUSTOMER DRAWING

DOCUMENT NUMBER	DOC TYPE	DOC PART	REVISION
932500001	PSD	000	A1

THIRD ANGLE PROJECTION	DRAWING	SERIES	MATERIAL NUMBER	CUSTOMER	SHEET NUMBER
	A2-SIZE	93250	SEE TABLE SHT 2&3		2 OF 3

DOCUMENT STATUS	P1	RELEASE DATE	2025/10/29 12:11:03

FORMAT: master-tb-prod-A2
REVISION: H
DATE: 2019/01/16

MOLEX PART NUMBER	CIRCUIT SIZE	POSITION KEYS	CODING KEYS	LATCH TYPE	LATCH POSITION	VIEW FROM DIRECTION A	HEAT RESISTANCE	TAB LOCKING FEATURE QUANTITY
93250-3107	7	5b	d30 d70	STANDARD	1&2 6&7	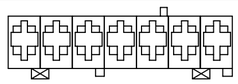	HWI & GWT	4
93250-4008	8	NONE	d20 03c d60 07c	STANDARD	1&2 7&8	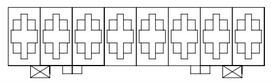	HWI & GWT	4
93250-3089	9	4b 5a 5b 6a	01c d90	STANDARD	2&3 7&8	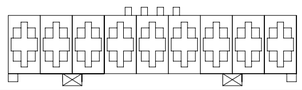	HWI & GWT	5
93250-3289	9	5b	d30	STANDARD	1&2 6&7	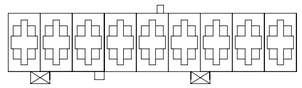	HWI & GWT	5
93250-3069	9	4b 5a 5b 6a	01c d90	WIDE	2&3 7&8	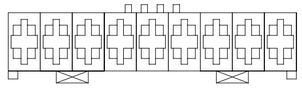	HWI & GWT	5
93250-3269	9	5b	d30	WIDE	1&2 6&7	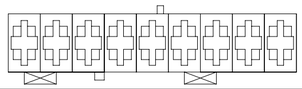	HWI & GWT	5
93250-3270	9	4b 5a 5b 6a	01c d90	WIDE	2&3 5 7&8	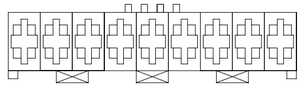	HWI & GWT	5
93250-3271	9	NONE	d30	WIDE	1&2 5 8&9	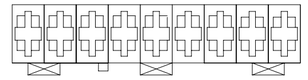	HWI & GWT	5

A1

DETAILS OF WIDE LATCH
(ALL UNSPECIFIED
DIMENSION AS PER STANDARD)

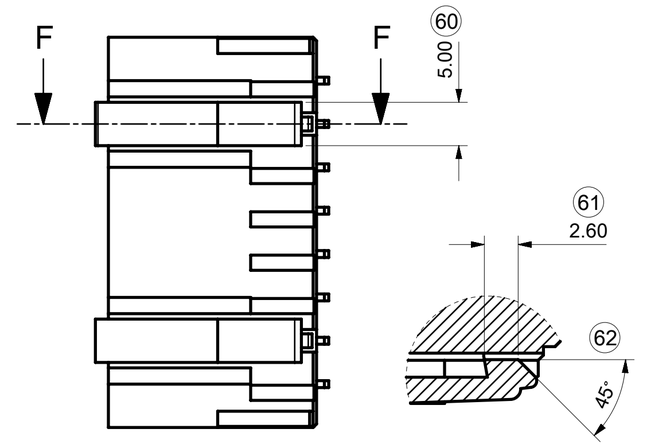

DETAIL G
SCALE 3:1

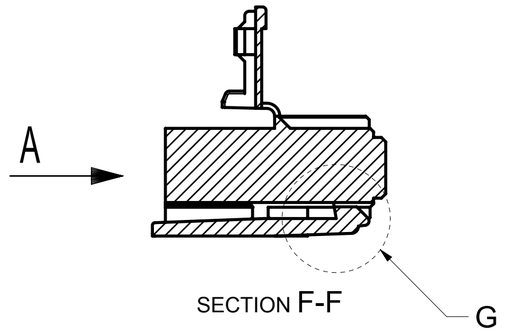

SYMBOLS	
E = 0	
F = 0	
B = 0	
S = 0	
= 0	
C = 0	
= 0	
= 0	
= 0	

DIMENSION UNITS	SCALE
mm	2:1

GENERAL TOLERANCES (UNLESS SPECIFIED)

ANGULAR TOL	± 2.0 °
4 PLACES	±
3 PLACES	±
2 PLACES	± 0.13
1 PLACE	± 0.25
0 PLACES	±

DRAFT WHERE APPLICABLE MUST REMAIN WITHIN DIMENSIONS

THIS DRAWING CONTAINS INFORMATION THAT IS PROPRIETARY TO MOLEX ELECTRONIC TECHNOLOGIES, LLC AND SHOULD NOT BE USED WITHOUT WRITTEN PERMISSION

CURRENT REV DESC:

EC NO: 838644
DRWN: PRAMOD 2025/10/28
CHK'D: GANESY 2025/10/29
APPR: GANESY 2025/10/29

INITIAL REVISION:
DRWN: AKABADI 2019/07/23
APPR: DRYAN 2019/08/11

THIRD ANGLE PROJECTION | DRAWING: A2-SIZE | SERIES: 93250

molex

RAST 5 CRIMP HOUSING HWI

PRODUCT CUSTOMER DRAWING

DOCUMENT NUMBER	DOC TYPE	DOC PART	REVISION
932500001	PSD	000	A1

MATERIAL NUMBER	CUSTOMER	SHEET NUMBER
SEE TABLE SHT 2&3		3 OF 3

DOCUMENT STATUS	P1	RELEASE DATE	2025/10/29 12:11:03

FORMAT: master-tb-prod-A2
REVISION: H
DATE: 2018/01/18