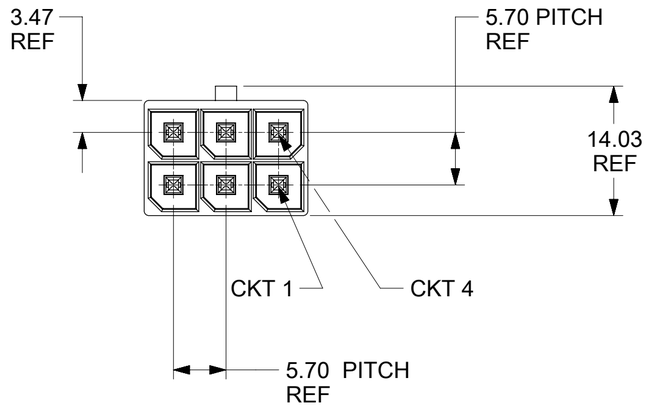

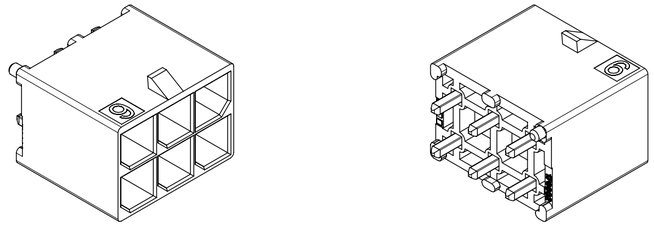

76829-0106 SHOWN

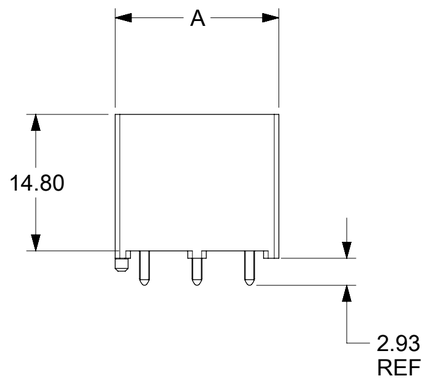

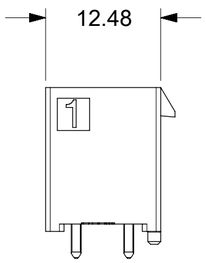

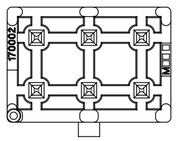

NOTES:

1. MATERIAL:
   HOUSING: LCP, UL94V-0, GLOW WIRE CAPABLE PER IEC-60335-1 5TH EDITION,
   COLOR: SEE CHART.
   TERMINAL: HIGH CONDUCTIVITY COPPER.
2. TERMINAL PLATING:
   (TIN) 1.52 MICROMETER /(60 MICROINCH) MIN REFLOWED MATTE TIN OVER
   1.27 MICROMETER /(50 MICROINCH) MIN NICKEL OVERALL.
   (15 GOLD) 0.38 MICROMETER /(15 MICROINCH) MIN SELECT GOLD ON CONTACT AREA
   2.54 MICROMETER /(100 MICROINCH) MIN SELECT MATTE TIN ON SOLDER AREA
   BOTH OVER 1.27 MICROMETER /(50 MICROINCH) MIN NICKEL OVERALL
   (30 GOLD) 0.76 MICROMETER /(30 MICROINCH) MIN SELECT GOLD ON CONTACT AREA
   2.54 MICROMETER /(100 MICROINCH) MIN SELECT MATTE TIN ON SOLDER AREA
   BOTH OVER 1.27 MICROMETER /(50 MICROINCH) MIN NICKEL OVERALL
3. PRODUCT SPECIFICATION:PS-76823-100/1720631000-PS
4. BLACK PART MATES WITH MOLEX PART NUMBER 170001 AND 171692 SERIES.
   NON-BLACK PART MATES WITH MOLEX PART NUMBER 224983 SERIES.
5. PACKAGING SPECIFICATION PLEASE SEE TABLE.
6. APPLICATION SPECIFICATION:AS-76823-100/ 768232000-AS
7. PARTS CONFORM TO CLASS "B" REQUIREMENTS OF COSMETIC
   SPECIFICATION PS-45499-002.

THIS DRAWING CONTAINS INFORMATION THAT IS PROPRIETARY TO MOLEX ELECTRONIC TECHNOLOGIES, LLC AND SHOULD NOT BE USED WITHOUT WRITTEN PERMISSION

DIMENSION UNITS	SCALE
mm	NTS

GENERAL TOLERANCES (UNLESS SPECIFIED)

ANGULAR TOL	±	3.0 °
4 PLACES	±	
3 PLACES	±	
2 PLACES	±	0.4
1 PLACE	±	0.5
0 PLACES	±	

DRAFT WHERE APPLICABLE MUST REMAIN WITHIN DIMENSIONS

CURRENT REV DESC:

EC NO: 795481
DRWN: WYATTH5 2024/08/19
CHK'D: XQZHANG 2025/04/29
APPR: XQZHANG 2025/04/29

INITIAL REVISION:
DRWN: GSHARMA 2016/07/15
APPR: KPRASAD 2017/07/21

THIRD ANGLE PROJECTION | DRAWING: C-SIZE | SERIES: 76829

molex

MEGAFIT SLIM VERTICAL HEADER ASSY
WITHOUT CRUSH PEGS 2-12 CKT

PRODUCT CUSTOMER DRAWING

DOCUMENT NUMBER	DOC TYPE	DOC PART	REVISION
768290002	PSD	000	B1

MATERIAL NUMBER	CUSTOMER	SHEET NUMBER
SEE TABLE	GENERAL MARKET	1 OF 4

DOCUMENT STATUS	P1	RELEASE DATE	2025/04/29 02:54:47

FORMAT: master-tb-prod-C
REVISION: J1
DATE: 2021/05/21

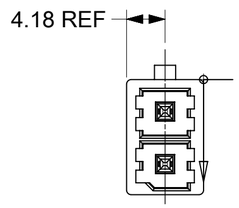

2 CKT

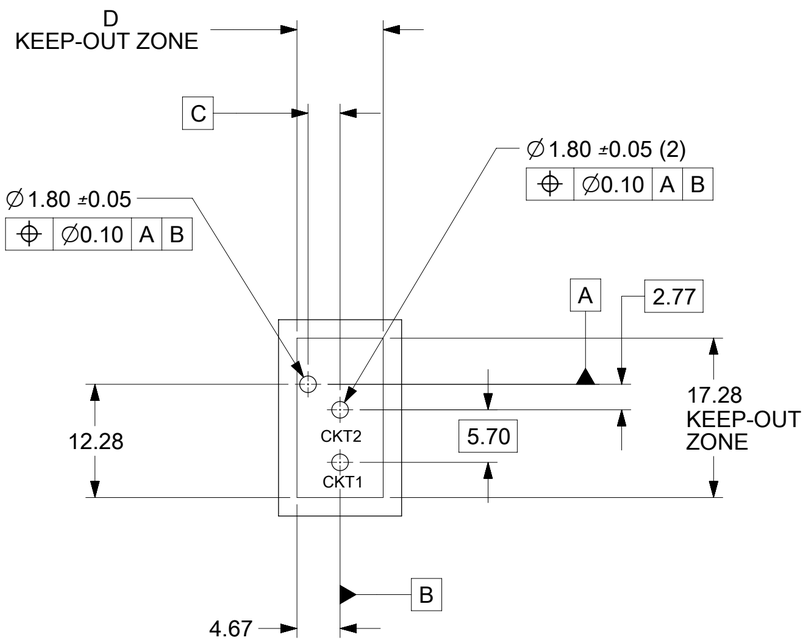

PCB LAYOUT: COMPONENT SIDE
RECOMENDED PCB THICKNESS: 1.58 MM/.062 INCH

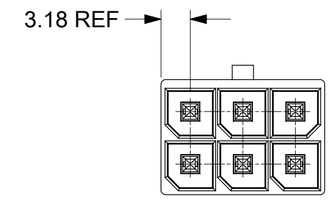

4-12CKT

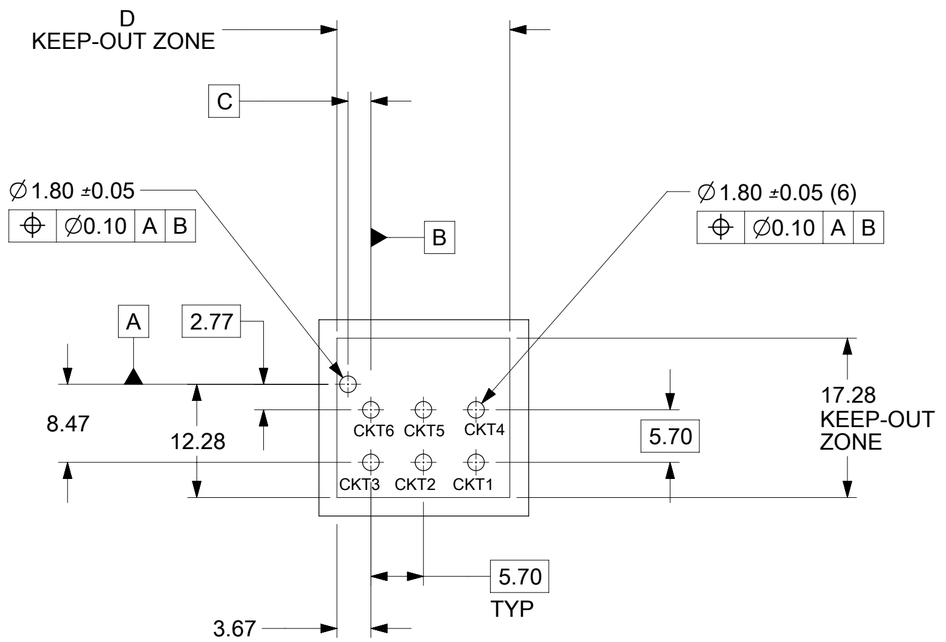

PCB LAYOUT: COMPONENT SIDE
RECOMENDED PCB THICKNESS: 1.58 MM/.062 INCH

THIS DRAWING CONTAINS INFORMATION THAT IS PROPRIETARY TO MOLEX ELECTRONIC TECHNOLOGIES, LLC AND SHOULD NOT BE USED WITHOUT WRITTEN PERMISSION

DIMENSION UNITS	SCALE
mm	NTS

GENERAL TOLERANCES (UNLESS SPECIFIED)

ANGULAR TOL	±	3.0 °
4 PLACES	±	
3 PLACES	±	
2 PLACES	±	0.4
1 PLACE	±	0.5
0 PLACES	±	

DRAFT WHERE APPLICABLE MUST REMAIN WITHIN DIMENSIONS

CURRENT REV DESC:

EC NO: 795481
DRWN: WYATTH5 2024/08/19
CHK'D: XQZHANG 2025/04/29
APPR: XQZHANG 2025/04/29

INITIAL REVISION:
DRWN: GSHARMA 2016/07/15
APPR: KPRASAD 2017/07/21

THIRD ANGLE PROJECTION	DRAWING	SERIES
	C-SIZE	76829

molex

MEGAFIT SLIM VERTICAL HEADER ASSY
WITHOUT CRUSH PEGS 2-12 CKT

PRODUCT CUSTOMER DRAWING

DOCUMENT NUMBER	DOC TYPE	DOC PART	REVISION
768290002	PSD	000	B1

MATERIAL NUMBER	CUSTOMER	SHEET NUMBER
SEE TABLE	GENERAL MARKET	2 OF 4

DOCUMENT STATUS	P1	RELEASE DATE	2025/04/29 02:54:47

FORMAT: master-tb-prod-C
REVISION: J1
DATE: 2021/05/01

CKT	POLARIZATION-BALCK	POLARIZATION-NATURAL	POLARIZATION-RED	POLARIZATION-BLUE	POLARIZATION-YELLOW
2 CKT	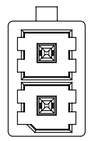	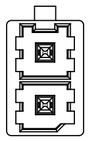	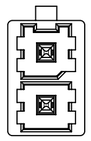	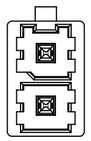	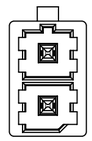
4 CKT	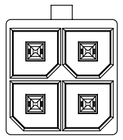	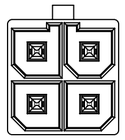	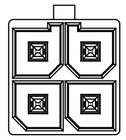	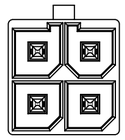	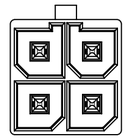
6 CKT	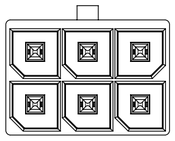	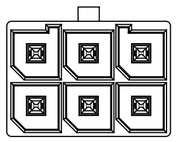	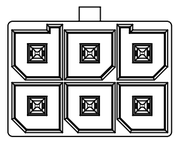	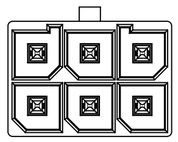	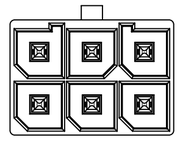
8 CKT	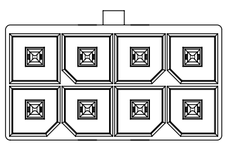	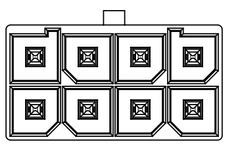	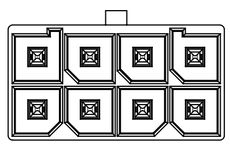	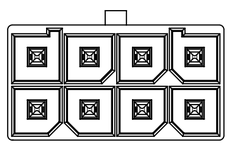	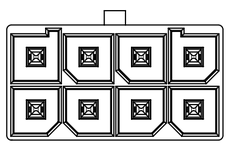
10 CKT	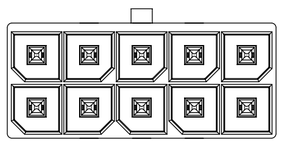	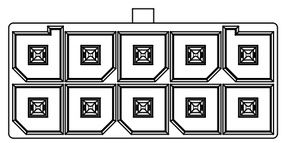	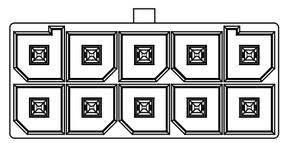	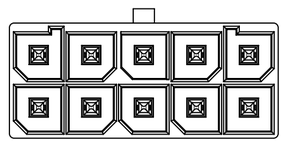	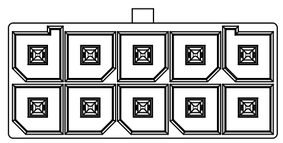
12 CKT	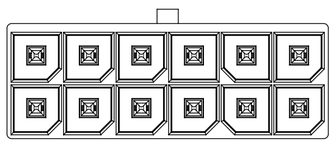	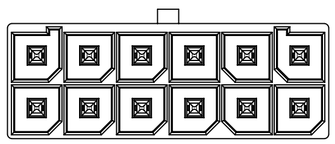	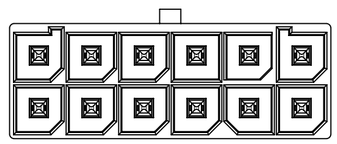	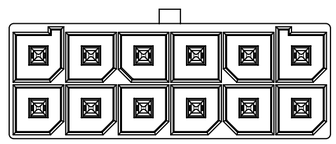	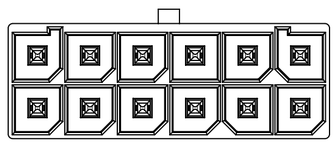

THIS DRAWING CONTAINS INFORMATION THAT IS PROPRIETARY TO MOLEX ELECTRONIC TECHNOLOGIES, LLC AND SHOULD NOT BE USED WITHOUT WRITTEN PERMISSION

DIMENSION UNITS	SCALE
mm	NTS

GENERAL TOLERANCES (UNLESS SPECIFIED)

ANGULAR TOL	±	3.0 °
4 PLACES	±	
3 PLACES	±	
2 PLACES	±	0.4
1 PLACE	±	0.5
0 PLACES	±	

DRAFT WHERE APPLICABLE MUST REMAIN WITHIN DIMENSIONS

CURRENT REV DESC:

EC NO: 795481
DRWN: WYATTH5 2024/08/19
CHK'D: XQZHANG 2025/04/29
APPR: XQZHANG 2025/04/29

INITIAL REVISION:
DRWN: GSHARMA 2016/07/15
APPR: KPRASAD 2017/07/21

THIRD ANGLE PROJECTION | DRAWING: C-SIZE | SERIES: 76829

molex

MEGAFIT SLIM VERTICAL HEADER ASSY WITHOUT CRUSH PEGS 2-12 CKT

PRODUCT CUSTOMER DRAWING

DOCUMENT NUMBER	DOC TYPE	DOC PART	REVISION
768290002	PSD	000	B1

MATERIAL NUMBER	CUSTOMER	SHEET NUMBER
SEE TABLE	GENERAL MARKET	3 OF 4

DOCUMENT STATUS	P1	RELEASE DATE	2025/04/29 02:54:47

FORMAT: master-tb-prod-C
REVISION: J1
DATE: 2021/05/01

	CKT SIZE	PART NO.	PLATING	DIM A	DIM C BASIC	DIM D	PK SPEC	HEADER COLOR
	2	76829-0102	TIN	8.35	3.48	9.35	TRAY 768291100	BLACK
	4	76829-0104	TIN	12.05	2.48	13.05		
	6	76829-0106	TIN	17.75	2.48	18.75		
	8	76829-0108	TIN	23.45	2.48	24.45		
	10	76829-0110	TIN	29.15	2.48	30.15		
	12	76829-0112	TIN	34.85	2.48	35.85		
	2	172065-0202	15 GOLD	8.35	3.48	9.35		
	4	172065-0204	15 GOLD	12.05	2.48	13.05		
	6	172065-0206	15 GOLD	17.75	2.48	18.75		
	8	172065-0208	15 GOLD	23.45	2.48	24.45		
	10	172065-0210	15 GOLD	29.15	2.48	30.15		
	12	172065-0212	15 GOLD	34.85	2.48	35.85		
	2	172065-0302	30 GOLD	8.35	3.48	9.35		
	4	172065-0304	30 GOLD	12.05	2.48	13.05		
	6	172065-0306	30 GOLD	17.75	2.48	18.75		
	8	172065-0308	30 GOLD	23.45	2.48	24.45		
	10	172065-0310	30 GOLD	29.15	2.48	30.15		
	12	172065-0312	30 GOLD	34.85	2.48	35.85		

	CKT SIZE	PART NO.	PLATING	DIM A	DIM C BASIC	DIM D	PK SPEC	HEADER COLOR
	2	76829-9102	TIN	8.35	3.48	9.35	T&R W/O KAPTON TAPE 1720659100-PK	BLACK
	4	76829-9104	TIN	12.05	2.48	13.05		
	6	76829-9106	TIN	17.75	2.48	18.75	T&R W/O KAPTON TAPE 1720659206-PK	
	8	76829-9108	TIN	23.45	2.48	24.45		
	10	76829-9110	TIN	29.15	2.48	30.15		
	12	76829-9112	TIN	34.85	2.48	35.85		
	2	172065-9202	15 GOLD	8.35	3.48	9.35	T&R W/O KAPTON TAPE 1720659100-PK	
	4	172065-9204	15 GOLD	12.05	2.48	13.05		
	6	172065-9206	15 GOLD	17.75	2.48	18.75	T&R W/O KAPTON TAPE 1720659206-PK	
	8	172065-9208	15 GOLD	23.45	2.48	24.45		
	10	172065-9210	15 GOLD	29.15	2.48	30.15		
	12	172065-9212	15 GOLD	34.85	2.48	35.85		
	2	172065-9302	30 GOLD	8.35	3.48	9.35	T&R W/O KAPTON TAPE 1720659100-PK	
	4	172065-9304	30 GOLD	12.05	2.48	13.05		
	6	172065-9306	30 GOLD	17.75	2.48	18.75	T&R W/O KAPTON TAPE 1720659206-PK	
	8	172065-9308	30 GOLD	23.45	2.48	24.45		
	10	172065-9310	30 GOLD	29.15	2.48	30.15		
	12	172065-9312	30 GOLD	34.85	2.48	35.85		

	CKT SIZE	PART NO.	PLATING	DIM A	DIM C BASIC	DIM D	PK SPEC	HEADER COLOR
	2	172065-2102	TIN	8.35	3.48	9.35	TRAY 768291100	NATURAL
	4	172065-2104		12.05	2.48	13.05		
	6	172065-2106		17.75	2.48	18.75		
	8	172065-2108		23.45	2.48	24.45		
	10	172065-2110		29.15	2.48	30.15		
	12	172065-2112		34.85	2.48	35.85		
	2	172065-3102		8.35	3.48	9.35		RED
	4	172065-3104		12.05	2.48	13.05		
	6	172065-3106		17.75	2.48	18.75		
	8	172065-3108		23.45	2.48	24.45		
	10	172065-3110		29.15	2.48	30.15		
	12	172065-3112		34.85	2.48	35.85		
	2	172065-4102		8.35	3.48	9.35		BLUE
	4	172065-4104		12.05	2.48	13.05		
	6	172065-4106		17.75	2.48	18.75		
	8	172065-4108		23.45	2.48	24.45		
	10	172065-4110		29.15	2.48	30.15		
	12	172065-4112		34.85	2.48	35.85		
	2	172065-5102		8.35	3.48	9.35		YELLOW
	4	172065-5104		12.05	2.48	13.05		
	6	172065-5106		17.75	2.48	18.75		
	8	172065-5108		23.45	2.48	24.45		
	10	172065-5110		29.15	2.48	30.15		
	12	172065-5112		34.85	2.48	35.85		

	CKT SIZE	PART NO.	PLATING	DIM A	DIM C BASIC	DIM D	PK SPEC	HEADER COLOR
	2	76829-8102	TIN	8.35	3.48	9.35	T&R WITH KAPTON TAPE 1720658100-PK	BLACK
	4	76829-8104	TIN	12.05	2.48	13.05		
	6	76829-8106	TIN	17.75	2.48	18.75	T&R WITH KAPTON TAPE 1720658000	
	8	76829-8108	TIN	23.45	2.48	24.45		
	10	76829-8110	TIN	29.15	2.48	30.15		
	12	76829-8112	TIN	34.85	2.48	35.85		
	2	172065-8202	15 GOLD	8.35	3.48	9.35	T&R WITH KAPTON TAPE 1720658100-PK	
	4	172065-8204	15 GOLD	12.05	2.48	13.05		
	6	172065-8206	15 GOLD	17.75	2.48	18.75	T&R WITH KAPTON TAPE 1720658000	
	8	172065-8208	15 GOLD	23.45	2.48	24.45		
	10	172065-8210	15 GOLD	29.15	2.48	30.15		
	12	172065-8212	15 GOLD	34.85	2.48	35.85		
	2	172065-8302	30 GOLD	8.35	3.48	9.35	T&R WITH KAPTON TAPE 1720658100-PK	
	4	172065-8304	30 GOLD	12.05	2.48	13.05		
	6	172065-8306	30 GOLD	17.75	2.48	18.75	T&R WITH KAPTON TAPE 1720658000	
	8	172065-8308	30 GOLD	23.45	2.48	24.45		
	10	172065-8310	30 GOLD	29.15	2.48	30.15		
	12	172065-8312	30 GOLD	34.85	2.48	35.85		

THIS DRAWING CONTAINS INFORMATION THAT IS PROPRIETARY TO MOLEX ELECTRONIC TECHNOLOGIES, LLC AND SHOULD NOT BE USED WITHOUT WRITTEN PERMISSION

DIMENSION UNITS	mm
SCALE	NTS
GENERAL TOLERANCES (UNLESS SPECIFIED)	
ANGULAR TOL	± 3.0 °
4 PLACES	±
3 PLACES	±
2 PLACES	± 0.4
1 PLACE	± 0.5
0 PLACES	±
DRAFT WHERE APPLICABLE MUST REMAIN WITHIN DIMENSIONS	

CURRENT REV DESC:

EC NO: 795481
DRWN: WYATTH5 2024/08/19
CHK'D: XQZHANG 2025/04/29
APPR: XQZHANG 2025/04/29

INITIAL REVISION:
DRWN: GSHARMA 2016/07/15
APPR: KPRASAD 2017/07/21

THIRD ANGLE PROJECTION | DRAWING: C-SIZE | SERIES: 76829

molex

MEGAFIT SLIM VERTICAL HEADER ASSY WITHOUT CRUSH PEGS 2-12 CKT

PRODUCT CUSTOMER DRAWING

DOCUMENT NUMBER	DOC TYPE	DOC PART	REVISION
768290002	PSD	000	B1

MATERIAL NUMBER	CUSTOMER	SHEET NUMBER
SEE TABLE	GENERAL MARKET	4 OF 4

DOCUMENT STATUS	P1	RELEASE DATE	2025/04/29 02:54:47

FORMAT: master-tb-prod-C
REVISION: J1
DATE: 2021/05/01