| Table of lenght tolerances [mm] | | |
|---|---|---|
| Over | Up to and including | Tolerance |
| 0 | 1000 | ±20 |
| 1000 | 3000 | ±30 |
| 3000 | 5000 | ±40 |
| 5000 | 10000 | ±50 |
| 10000 | 15000 | ±100 |
| 15000 | 20000 | ±150 |
| 20000 | | ±L/100 |

Face view

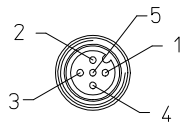


Male M12 Straight

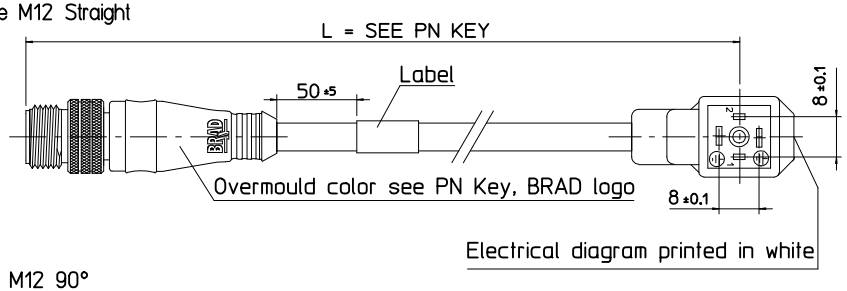


Male M12 90°

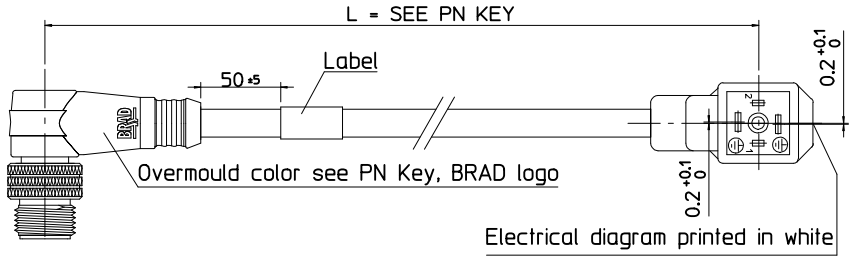


Screw & Gasket
Index of protection: IP 65

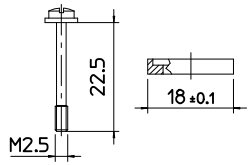


Face view

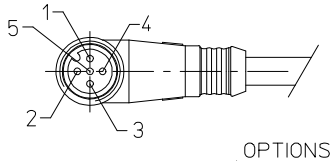


Connector view for cables without led

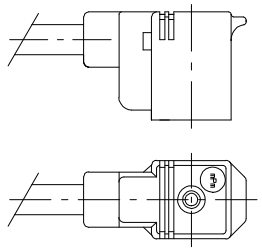

Connector view for cables with led

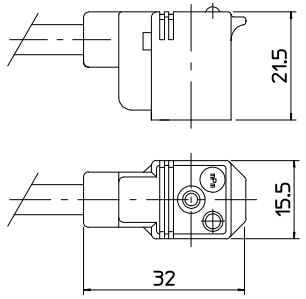


## PART No MATRIX - PN KEY

OPTIONS

| H | 8 | 5 | X | X | X | X | X | X | X | X | X | X | X | X | X |
|---|---|---|---|---|---|---|---|---|---|---|---|---|---|---|---|

- H = Form C (8mm contact spacing)
- 8 = MMC Single Keyway
- 5=5 Pole
- Wiring details: 0 = Positive Switching (pin 3&4) 1 = Negative Switching (pin 1&4)
- Electrical configuration: 0 = Without LED/Without circuit; A = S0 24V Yellow LED; B = C4 24V Yellow LED; C = S0 110V Yellow LED; D = C4 110V Yellow LED; E = S0 24V Green LED; F = C4 24V Green LED; G = S0 110V Green LED; H = C4 110V Green LED; J = S0 24V Red LED; K = C4 24V Red LED; L = S0 110V Red LED; M = C4 110V Red LED; S = C4 230V Yellow LED
- DIN Earth Position - o'clock & M12 connector body: 0 = Earth H6/H12. MALE Straight; 2 = Earth H6/H12. MALE 90°
- XXX = Cable Type
- M = Metres; F = Feet
- Length: 020=2 Meters; 050=5 Meters; 200=20 Meters
- Coupling Nut Material: Blank=Standard; 1=Stainless Steel; 5=Delrin; 7=Teflon coat
- H=I/D Carrier; M12 Overmoulding color: Blank=Black Standard; Y=Yellow; A=Grey

DRAWING UPDATE
EC NO: IPG2014-0850
DRWN:JMARSZALEK 2013/11/07
CH'KD:MSZWAJKOWSKI 2013/11/07
APPR:MIWASIECZKO 2013/11/08
DESCRIPTION
REV

QUALITY SYMBOLS
▼=0
Ⓒ=0

| GENERAL TOLERANCES (UNLESS SPECIFIED) | mm | INCH |
|---|---|---|
| 4 PLACES | ± --- | ± --- |
| 3 PLACES | ± --- | ± --- |
| 2 PLACES | ± --- | ± --- |
| 1 PLACE | ± --- | ± --- |
| 0 PLACE | ± --- | ± --- |
| ANGULAR ±---° | | |

DRAFT WHERE APPLICABLE MUST REMAIN WITHIN DIMENSIONS

| | |
|---|---|
| DIMENSION STYLE | MM ONLY |
| SCALE | |
| DESIGN UNITS | METRIC |
| | FIRST ANGLE PROJECTION |
| DRAWN BY / DATE | JMARSZALEK 2012/11/09 |
| CHECKED BY / DATE | MSZWAJKOWSKI 2012/11/09 |
| APPROVED BY / DATE | MIWASIECZKO 2012/11/09 |
| MATERIAL NO. | SEE SHEET 3 |
| TITLE | H85XXXXXXXXXX DIN C + CORDSETS M12 |
| DOCUMENT NO. | SD-121036-004 |
| SHEET NO. | 1 OF 3 |
| SIZE | A3 |

molex

THIS DRAWING CONTAINS INFORMATION THAT IS PROPRIETARY TO MOLEX INCORPORATED AND SHOULD NOT BE USED WITHOUT WRITTEN PERMISSION

## Electrical diagrams

### Electrical diagram with circuit S0 (zener diode) for:

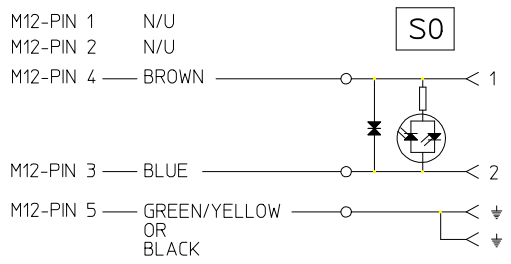


### Electrical diagram with circuit C4 (VDR) for:

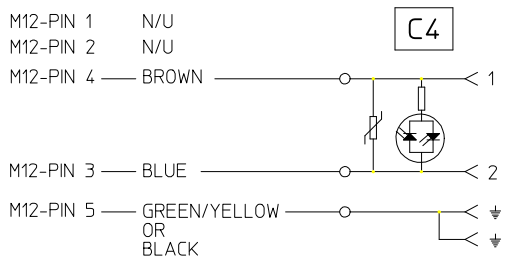


## Cable type

| Cable Type | Jacket Material | Jacket Color | Wire cross section | Braid |
|---|---|---|---|---|
| A58 | PVC | Black | 20AWG | no |
| B08 | PUR | Yellow | 18AWG | no |
| E03 | PVC | Black | 0.34mm² | no |
| E12 | PVC | Black | 0.5mm² | no |
| I12 | CEI PVC | Grey | 0.5mm² | no |
| P12 | PUR | Black | 0.5mm² | no |
| P82 | PUR IRR | Orange | 0.34mm² | no |
| B31 | PUR | Black | 0.5mm² | no |

## Form shape SMC for PN's with cable B08

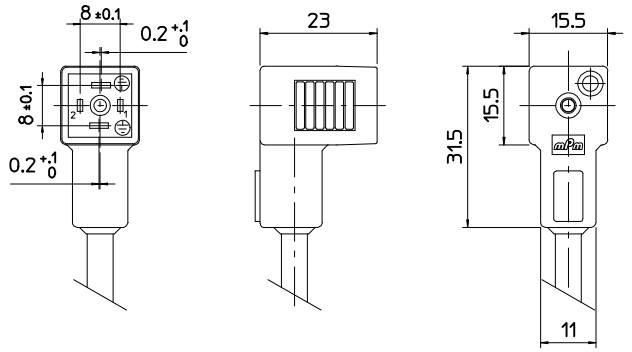


DRAWING UPDATE
EC NO: IPG2014-0850
DRWN:JMARSZALEK 2013/11/07
CH'KD:MSZWAJKOWSKI 2013/11/07
APPR:MIWASIECZKO 2013/11/08
DESCRIPTION
REV
C

QUALITY SYMBOLS
▼=0
Ⓒ=0

GENERAL TOLERANCES (UNLESS SPECIFIED)

| | mm | INCH |
|---|---|---|
| 4 PLACES | ± --- | ± --- |
| 3 PLACES | ± --- | ± --- |
| 2 PLACES | ± --- | ± --- |
| 1 PLACE | ± --- | ± --- |
| 0 PLACE | ± --- | ± --- |

ANGULAR ±---°

DRAFT WHERE APPLICABLE MUST REMAIN WITHIN DIMENSIONS

DIMENSION STYLE: MM ONLY
SCALE: 1:1
DESIGN UNITS: METRIC
FIRST ANGLE PROJECTION

DRAWN BY: JMARSZALEK DATE: 2012/11/09
CHECKED BY: MSZWAJKOWSKI DATE: 2012/11/09
APPROVED BY: MIWASIECZKO DATE: 2012/11/09

TITLE: H85XXXXXXXXXX
DIN C + CORDSETS M12

molex

MATERIAL NO.: SEE SHEET 3
DOCUMENT NO.: SD-121036-004
SHEET NO.: 2 OF 3
SIZE: A3

THIS DRAWING CONTAINS INFORMATION THAT IS PROPRIETARY TO MOLEX INCORPORATED AND SHOULD NOT BE USED WITHOUT WRITTEN PERMISSION

## PART LIST

| Pos. | Molex PN: | Engineering No.: |
|---|---|---|
| 1 | 1210350169 | H85000E12M006 |
| 2 | 1210350200 | H85002E12M003 |
| 3 | 1210350222 | H85000E12M003 |
| 4 | 1210350223 | H85002E12M006 |
| 5 | 1210350327 | H85000P12M010 |
| 6 | 1210350327 | H85000P12M010 |
| 7 | 1210350328 | H85002P12M010 |
| 8 | 1210350329 | H850A0P12M006 |
| 9 | 1210350330 | H850C0P12M006 |
| 10 | 1210350331 | H850A0P12M010 |
| 11 | 1210350332 | H850C0P12M010 |
| 12 | 1210350333 | H850A0P12M020 |
| 13 | 1210350334 | H850C0P12M020 |
| 14 | 1210350335 | H85000P12M030 |
| 15 | 1210350336 | H850A0P12M030 |
| 16 | 1210350350 | H85000P12M011 |
| 17 | 1210350351 | H85000P12M012 |
| 18 | 1210350351 | H85000P12M012 |
| 19 | 1210350352 | H85000P12M013 |
| 20 | 1210350352 | H85000P12M013 |
| 21 | 1210350353 | H85000P12M014 |
| 22 | 1210360291 | H850B0I12M006 |
| 23 | 1210360292 | H850B0I12M010 |
| 24 | 1210360293 | H850B0I12M020 |
| 25 | 1210360295 | H850B0P12M006 |
| 26 | 1210360296 | H850B0P12M010 |
| 27 | 1210360305 | H850B2P12M010 |
| 28 | 1210360392 | H850B0P12M020 |
| 29 | 1210360434 | H850B0P12M050 |
| 30 | 1210360440 | H850B0P12M030 |
| 31 | 1210360465 | H850B0E12M003 |
| 32 | 1210360467 | H850B0E12M010 |
| 33 | 1210360468 | H850B0E12M020 |
| 34 | 1210360469 | H850B0E12M030 |
| 35 | 1210360470 | H850B0E12M050 |
| 36 | 1210360471 | H850B0P12M015 |
| 37 | 1210360472 | H850B2E12M020 |
| 38 | 1210360512 | H850A0A58M015 |
| 39 | 1210360513 | H850A0A58M020 |
| 40 | 1210360514 | H850A0A58M030 |

| Pos. | Molex PN: | Engineering No.: |
|---|---|---|
| 41 | 1210360515 | H850A0A58M050 |
| 42 | 1210360516 | H850A0A58M070 |
| 43 | 1210360517 | H850B0B08M006 |
| 44 | 1210360518 | H850B0B08M010 |
| 45 | 1210360519 | H850B0B08M030 |
| 46 | 1210360520 | H850B0B08M050 |
| 47 | 1210360521 | H850B0P82M010 |
| 48 | 1210360562 | H850B0P82M003 |
| 49 | 1210360563 | H850B2E12M006 |
| 50 | 1210360564 | H850B2E12M010 |
| 51 | 1210360620 | H850D0I12M006 |
| 52 | 1210360623 | H850B0B08M015 |
| 53 | 1210360624 | H850B0E12M006 |
| 54 | 1210360625 | H850B2E12M003 |
| 55 | 1210360676 | H850C0A58M100 |
| 56 | 1210360680 | H850B0B08M100 |
| 57 | 1210360736 | H850B0B08M020 |
| 58 | 1210360755 | H850B2I12M003 |
| 59 | 1210360760 | H850K0A58M006 |
| 60 | 1210360761 | H850A0A58M100 |
| 61 | 1210360767 | H850B0E03M005H |
| 62 | 1210360777 | H850B2P12M020 |
| 63 | 1210360778 | H850B2P12M100 |
| 64 | 1210360792 | H850D0P12M006 |
| 65 | 1210360793 | H850D0P12M010 |
| 66 | 1210360794 | H850D0P12M020 |
| 67 | 1210360812 | H850B2P12M003H |
| 68 | 1210360832 | H850B2P12M006 |
| 69 | 1210360833 | H850B2P12M015 |
| 70 | 1210360834 | H850B2P12M030 |
| 71 | 1210360881 | H850B0P12M003 |
| 72 | 1210360882 | H850B2P12M003 |
| 73 | 1210360917 | H850B0B31M006 |
| 74 | 1210360918 | H850B0B31M010 |
| 75 | 1210360919 | H850B0B31M015 |
| 76 | 1210360920 | H850B0B31M030 |
| 77 | 1210360921 | H850B2B31M006 |
| 78 | 1210360922 | H850B2B31M010 |
| 79 | 1210360923 | H850B2B31M015 |
| 80 | 1210360924 | H850B2B31M030 |

| Pos. | Molex PN: | Engineering No.: |
|---|---|---|
| 81 | | |
| 82 | | |
| 83 | | |
| 84 | | |
| 85 | | |
| 86 | | |
| 87 | | |
| 88 | | |
| 89 | | |
| 90 | | |
| 91 | | |
| 92 | | |
| 93 | | |
| 94 | | |
| 95 | | |
| 96 | | |
| 97 | | |
| 98 | | |
| 99 | | |
| 100 | | |
| 101 | | |
| 102 | | |
| 103 | | |
| 104 | | |
| 105 | | |
| 106 | | |
| 107 | | |
| 108 | | |
| 109 | | |
| 110 | | |
| 111 | | |
| 112 | | |
| 113 | | |
| 114 | | |
| 115 | | |
| 116 | | |
| 117 | | |
| 118 | | |
| 119 | | |
| 120 | | |

| Pos. | Molex PN: | Engineering No.: |
|---|---|---|
| 121 | | |
| 122 | | |
| 123 | | |
| 124 | | |
| 125 | | |
| 126 | | |
| 127 | | |
| 128 | | |
| 129 | | |
| 130 | | |
| 131 | | |
| 132 | | |
| 133 | | |
| 134 | | |
| 135 | | |
| 136 | | |
| 137 | | |
| 138 | | |
| 139 | | |
| 140 | | |
| 141 | | |
| 142 | | |
| 143 | | |
| 144 | | |
| 145 | | |
| 146 | | |
| 147 | | |
| 148 | | |
| 149 | | |
| 150 | | |
| 151 | | |
| 152 | | |
| 153 | | |
| 154 | | |
| 155 | | |
| 156 | | |
| 157 | | |
| 158 | | |
| 159 | | |
| 160 | | |

| Pos. | Molex PN: | Engineering No.: |
|---|---|---|
| 161 | | |
| 162 | | |
| 163 | | |
| 164 | | |
| 165 | | |
| 166 | | |
| 167 | | |
| 168 | | |
| 169 | | |
| 170 | | |
| 171 | | |
| 172 | | |
| 173 | | |
| 174 | | |
| 175 | | |
| 176 | | |
| 177 | | |
| 178 | | |
| 179 | | |
| 180 | | |
| 181 | | |
| 182 | | |
| 183 | | |
| 184 | | |
| 185 | | |
| 186 | | |
| 187 | | |
| 188 | | |
| 189 | | |
| 190 | | |
| 191 | | |
| 192 | | |
| 193 | | |
| 194 | | |
| 195 | | |
| 196 | | |
| 197 | | |
| 198 | | |
| 199 | | |
| 200 | | |

DRAWING UPDATE
EC NO: IPG2014-0850
DRWN:JMARSZALEK 2013/11/07
CH'KD:MSZWAJKOWSKI 2013/11/07
APPR:MIWASIECZKO 2013/11/08
DESCRIPTION
REV
C

QUALITY SYMBOLS
▼=0
Ⓒ=0

GENERAL TOLERANCES (UNLESS SPECIFIED)

| | mm | INCH |
|---|---|---|
| 4 PLACES | ± --- | ± --- |
| 3 PLACES | ± --- | ± --- |
| 2 PLACES | ± --- | ± --- |
| 1 PLACE | ± --- | ± --- |
| 0 PLACE | ± --- | ± --- |

ANGULAR ±---°

DRAFT WHERE APPLICABLE MUST REMAIN WITHIN DIMENSIONS

DIMENSION STYLE: MM ONLY
SCALE: 1:1
DESIGN UNITS: METRIC
FIRST ANGLE PROJECTION

DRAWN BY: JMARSZALEK DATE: 2012/11/09
CHECKED BY: MSZWAJKOWSKI DATE: 2012/11/09
APPROVED BY: MIWASIECZKO DATE: 2012/11/09

TITLE: H85XXXXXXXXXX
DIN C + CORDSETS M12

molex

MATERIAL NO.: SEE SHEET 3
DOCUMENT NO.: SD-121036-004
SHEET NO.: 3 OF 3
SIZE: A3

THIS DRAWING CONTAINS INFORMATION THAT IS PROPRIETARY TO MOLEX INCORPORATED AND SHOULD NOT BE USED WITHOUT WRITTEN PERMISSION