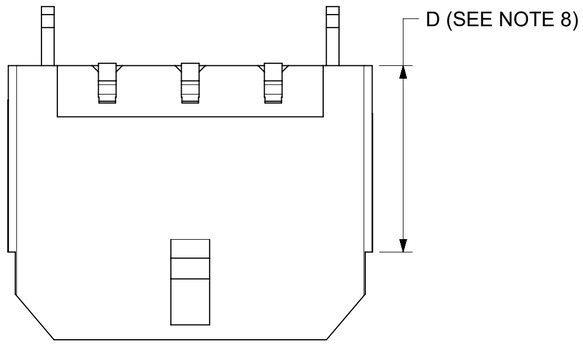

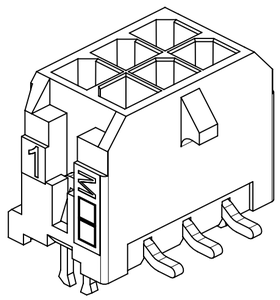

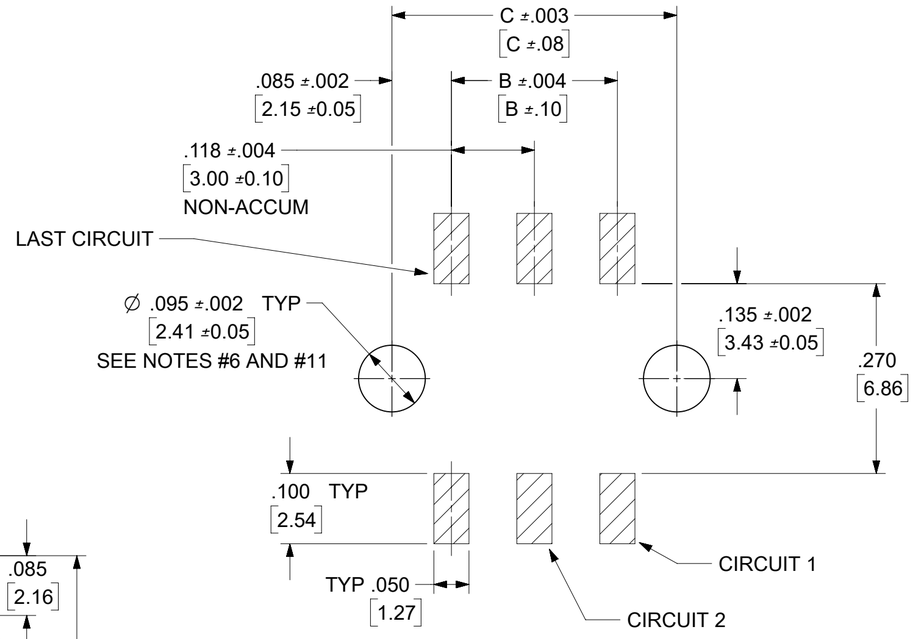

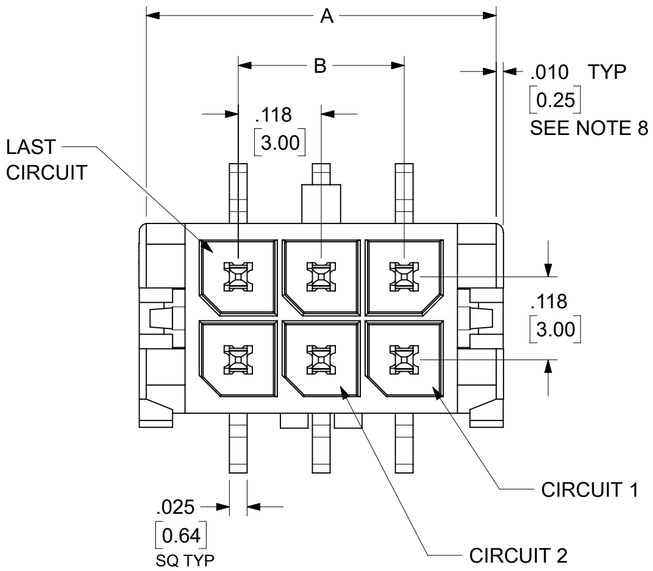

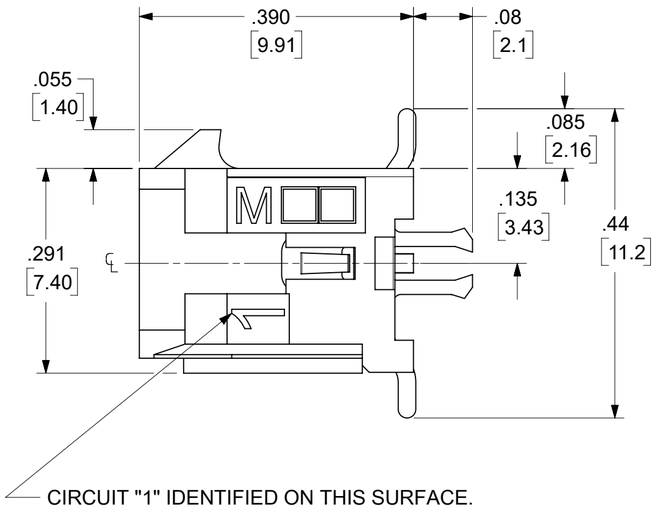

PCB LAYOUT: COMPONENT SIDE

RECOMMENDED PCB THICKNESS: .062/1.57

CKTS	A	B	C
02	.262 / 6.65	NA	.169 / 4.30
04	.380 / 9.65	.118 / 3.00	.287 / 7.30
06	.498 / 12.65	.236 / 6.00	.405 / 10.30
08	.616 / 15.65	.354 / 9.00	.524 / 13.30
10	.734 / 18.65	.472 / 12.00	.642 / 16.30
12	.852 / 21.65	.591 / 15.00	.760 / 19.30
14	.970 / 24.65	.709 / 18.00	.878 / 22.30
16	1.088 / 27.65	.827 / 21.00	.996 / 25.30
18	1.206 / 30.65	.945 / 24.00	1.114 / 28.30
20	1.325 / 33.65	1.063 / 27.00	1.232 / 31.30
22	1.443 / 36.65	1.181 / 30.00	1.350 / 34.30
24	1.561 / 39.65	1.299 / 33.00	1.469 / 37.30

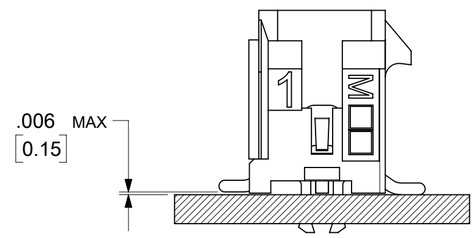

COPLANARITY DETAIL

SEE NOTE #7

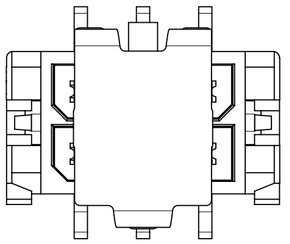

SHOWN WITH DISPOSABLE CAP

(FOR REMOVAL FROM TAPE & REEL PACKAGING)

SEE NOTE #4

NOTES:

1. HOUSING MATERIAL: GLASS FILLED LIQUID CRYSTAL POLYMER, UL94V-0, COLOR-BLACK
   TERMINAL MATERIAL: BRASS ALLOY
2. FINISH: A = .000060/(0.00152) MIN. REFLOW MATTE TIN OVER
   .000050/(0.00127) MIN. NICKEL PLATE.
   (FINISH IS BRIGHT IN APPEARANCE, THICKNESS AS
   APPLIED PRIOR TO REFLOW)
   B = .000015/(0.00038) MIN. SELECT GOLD IN CONTACT AREA;
   .000100/(0.00254) MIN. SELECT MATTE TIN ON SOLDER TAILS;
   BOTH OVER .000050/(0.00127) MIN. NICKEL PLATE.
   C = .000030/(0.00076) MIN. SELECT GOLD IN CONTACT AREA;
   .000100/(0.00254) MIN. SELECT MATTE TIN ON SOLDER TAILS;
   BOTH OVER .000050/(0.00127) MIN. NICKEL PLATE.
   D = .000100/(0.00254) MIN. MATTE TIN OVER
   .000050/(0.00127) MIN. NICKEL PLATE
3. PRODUCT SPECIFICATION: PS-43045
4. TAPE AND REEL PACK : SEE MOLEX DRAWING 430450002-PK
5. MATES WITH MICRO FIT (3.0) RECEPTACLE SERIES 43025
6. TO MINIMIZE INSERTION FORCE OF MOUNTING CLIPS DURING ROBOTIC PLACEMENT
   THE HOLE DIAMETER SHOULD BE INCREASED TO .108±.002 / 2.74±0.05 AND THEN
   EVALUATED PER PLACEMENT EQUIPMENT.
7. THE COPLANARITY DIMENSION IS ESTABLISHED BY PLACING THE ASSEMBLY
   ON A FLAT SURFACE. THE DISTANCE FROM THAT SURFACE TO THE BOTTOM
   OF ANY TERMINAL MUST NOT EXCEED .006/0.15
8. CIRCUIT SIZES 2-6: "D" IS 0.265/6.74 FOR .010/0.25 STEP.
   CIRCUIT SIZES 8-24: "D" IS .063/1.60 FOR .010/0.25 STEP.
9. THIS PART CONFORMS TO CLASS B REQUIREMENTS OF COSMETIC SPECIFICATION
   PS-45499-002.
10. TEXT ON THE PART IS FOR REFERENCE ONLY. TEXT AND TEXT LOCATION MAY VARY
    DEPENDING ON PART NUMBER AND/OR TOOL.
11. HOLES FOR CLIPS SHOULD BE PTH AND CLIPS SHOULD BE SOLDERED FOR BEST RETENTION TO PCB.

CIRCUITS	FINISH A MATERIAL NO:	FINISH B MATERIAL NO:	FINISH C MATERIAL NO:	FINISH D MATERIAL NO:
02	43045-0215	43045-0216	43045-0217	43045-0320
04	43045-0415	43045-0416	43045-0417	43045-0520
06	43045-0615	43045-0616	43045-0617	43045-0720
08	43045-0815	43045-0816	43045-0817	43045-0920
10	43045-1015	43045-1016	43045-1017	43045-1120
12	43045-1215	43045-1216	43045-1217	43045-1320
14	43045-1415	43045-1416	43045-1417	43045-1520
16	43045-1615	43045-1616	43045-1617	43045-1720
18	43045-1815	43045-1816	43045-1817	43045-1920
20	43045-2015	43045-2016	43045-2017	43045-2120
22	43045-2215	43045-2216	43045-2217	43045-2320
24	43045-2415	43045-2416	43045-2417	43045-2520

THIS DRAWING CONTAINS INFORMATION THAT IS PROPRIETARY TO MOLEX ELECTRONIC TECHNOLOGIES, LLC AND SHOULD NOT BE USED WITHOUT WRITTEN PERMISSION

DIMENSION UNITS: INCH/MM | SCALE: NTS

GENERAL TOLERANCES (UNLESS SPECIFIED)

	MM	INCH
4 PLACES	±	±
3 PLACES	±	± 0.01
2 PLACES	± 0.25	± 0.014
1 PLACE	± 0.36	±
0 PLACES	±	±
ANGULAR TOL	± 0.5 °	

DRAFT WHERE APPLICABLE MUST REMAIN WITHIN DIMENSIONS

CURRENT REV DESC:

EC NO: 766063
DRWN: ZIXUAQ 2023/09/19
CHK'D: XQZHANG 2024/10/18
APPR: XQZHANG 2024/10/18

INITIAL REVISION:
DRWN: SAMIEC 2000/03/15
APPR: FSMITH 2016/08/03

THIRD ANGLE PROJECTION | DRAWING: C-SIZE | SERIES: 43045

molex

MICRO FIT(3.0) VERTICAL SMT CLIP
DUAL ROW HEADER / CAP / TAPE

PRODUCT CUSTOMER DRAWING

DOCUMENT NUMBER	DOC TYPE	DOC PART	REVISION
SD-43045-006	PSD	001	G7

MATERIAL NUMBER	CUSTOMER	SHEET NUMBER
SEE CHART	GENERAL MARKET	1 OF 1

DOCUMENT STATUS	P1	RELEASE DATE	2024/10/18 05:25:29

FORMAT: Eng-lega-master-tb-prod-C
REVISION: K
DATE: 2021/05/01