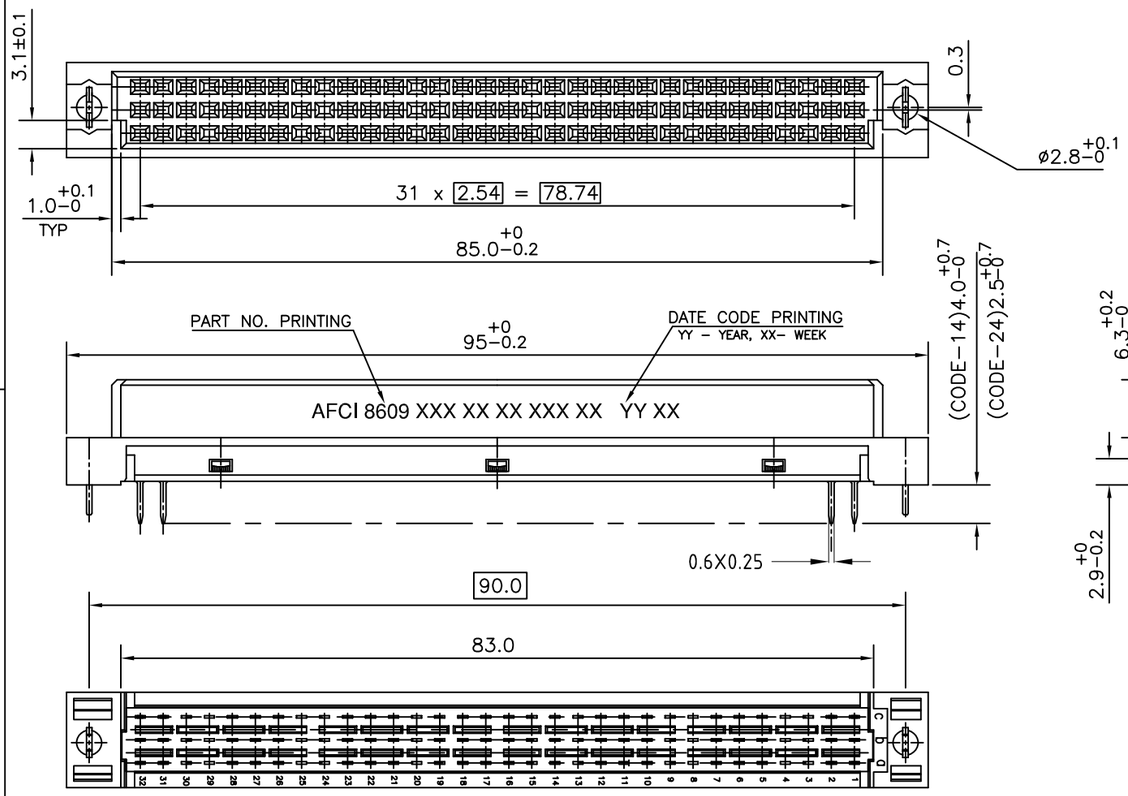

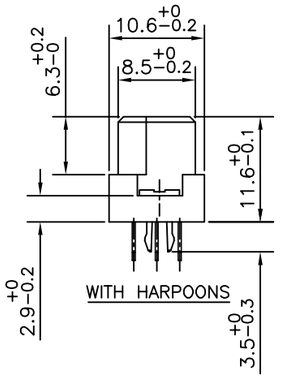

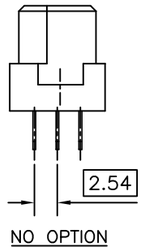

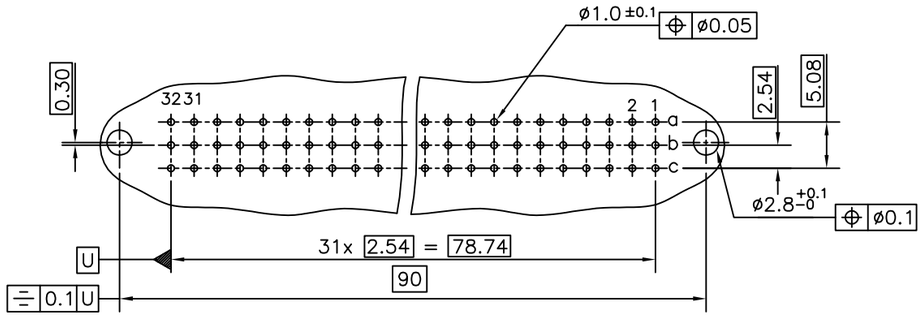

P.C.B DRILLING DETAILS

NOTES:

1. THE "LF" PRODUCTS MEET EUROPEAN UNION DIRECTIVES AND OTHER COUNTRY REGULATIONS AS DESCRIBED IN GS-47-0004.
2. LEAD FREE OR RoHS DIRECTIVE LABELING TO BE PROVIDED AS PER GS-14-920 FOR LEAD FREE VERSION.
3. FOR GENERAL CHARACTERISTICS AND RoHS INFORMATION, REFER DRAWING C-8609-0000A.

TECHNICAL SPECIFICATION

INSULATOR MATERIAL	: HIGH TEMPERATURE THERMOPLASTIC POLYESTER (LCP) UL94V–0, NATURAL HOUSING CAN WITHSTAND EXPOSURE TO 260°C PEAK TEMPERATURE FOR 30 SECONDS IN A CONVECTION,NFRARED OR VAPOUR REFLOW SOLDER APPLICATION
CONTACT / HARPOON MATERIAL	: COPPER ALLOY
CONTACT PLATING	
ACTIVE ZONE	: Au / GXT™ OVER NICKEL
TERMINATION ZONE	
LEAD FREE VERSION	: TIN (PURE MATTE) OVER NICKEL
HARPOON PLATING	
LEAD FREE VERSION	: TIN (PURE MATTE) OVER NICKEL
RAILWAY CLASSIFICATION	: I2/F1 acc to NFF 16–101/102 R22/R23 to HL3 acc to EN45545–2:2013

ELECTRICAL DATA

CURRENT RATING AT 20°C	: 1.5 A
CURRENT (I MAX)	: 2 A
TEMPERATURE RANGE	: –55°C/+125°C
CONTACT RESISTANCE	: ≤ 20mΩ
INSULATION RESISTANCE	: ≥ 10^6 MΩ
TEST VOLTAGE (rms)	: 1000V

MECHANICAL DATA

INSERTION FORCE PER CONTACT	: ≤ 0.94N
EXTRACTION FORCE PER CONTACT	: ≥ 0.15N

REFERENCE SPECIFICATIONS : DIN 41612 / IEC 603–2

SERIES	8609	3	96	8	1	14	B	5	5	F1LF

ROWS FITTED WITH CONTACTS
- Rows a–b–c — 3 — 96
- Rows a–c — 4 — 64

NUMBER OF CONTACTS

TYPE OF INSULATOR
- 3 ROW FEMALE INSULATOR — 8

METHOD OF MOUNTING
- STANDARD MOUNTING STYLE– C — 1

TERMINATION
- STRAIGHT SPILL (LONG) — 14
- STRAIGHT SPILL (SHORT) — 24

OPTIONS
- HIGH TEMPERATURE HOUSING (NATURAL) — B
- HIGH TEMPERATURE HOUSING (NATURAL) WITH HARPOONS — T

PERFORMANCE CLASS
- 4 – DIN 41612 CLASS 3 — 4
- 5 – DIN 41612 CLASS 2 — 5
- 6 – DIN 41612 CLASS 1 — 6
- 8 – AS PER MIL C 55302/JSS 50808 — 8

PITCH PER ROW
- 2.54 — 5

F1LF — HIGH TEMPERATURE INSULATOR, LEAD FREE VERSION

mat'l. code	–	surface ISO 1302	tolerance ISO 406 ISO 1101
		tolerances unless otherwise specified	
angles	0°±1°	linear	.0±.1

ltr	ecn no	dr	date
A	–	MJA	2017/06/05
B	ELX–I–30157	MJA	2018/05/11
C	ELX–I–40715	MJA	2021–04–20

dr	M JACOB	2017/06/05
engr	M JACOB	2017/06/05
chr	M JACOB	2021–04–20
appd	SANOJ	2021–04–20

sheet index: revision C, sheet 1

projection | mm | scale –

product family: 8609

title: DIN STANDARD RECEPTACLE
STRAIGHT SPILL DIN 41612 STYLE-C
(HIGH TEMPERATURE VERSION)

dwg no C-8609-2370 | sheet 1 of 1 | size A3

type: Product Customer Drawing

Copyright AFCI

form: A3

PDS: Rev :C STATUS:Released Printed: Apr 28, 2021