FCI CONFIDENTIAL

FCIconnect.com

This document is the property of and embodies CONFIDENTIAL and PROPRIETARY information of FCI. No part of the information shown on this document may be used in any way or disclosed to others without the written consent of FCI. Copyright FCI.

PRODUCT NUMBER

10121033–X01–XXXLF

- PLATING
- TOTAL NUMBER OF POSITIONS, 08 TO 34
- PACKAGING NOTE 5
- LEAD FREE RoHs COMPATIBLE NOTE 6

S = 0.38µm GOLD/GXT ON CONTACT AREA
2µm MIN MATTE TIN ON TAIL
OVER 1.27µm MIN NICKEL

G = 0.76µm GOLD/GXT ON CONTACT AREA
2µm MIN MATTE TIN ON TAIL
OVER 1.27µm MIN NICKEL

F = GOLD FLASH ON CONTACT AREA
2µm MIN MATTE TIN ON TAIL
OVER 1.27µm MIN NICKEL

VIEW WITHOUT PICK UP CAP

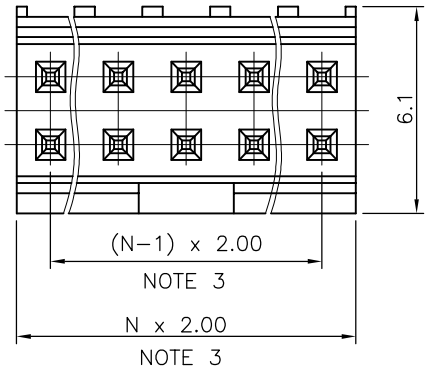

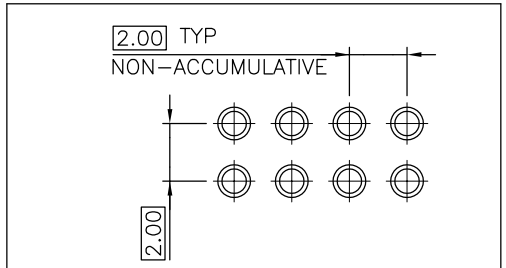

RECOMMENDED PCB LAYOUT
STENCIL DESIGN RECOMMENDATIONS
AS PER TA–896

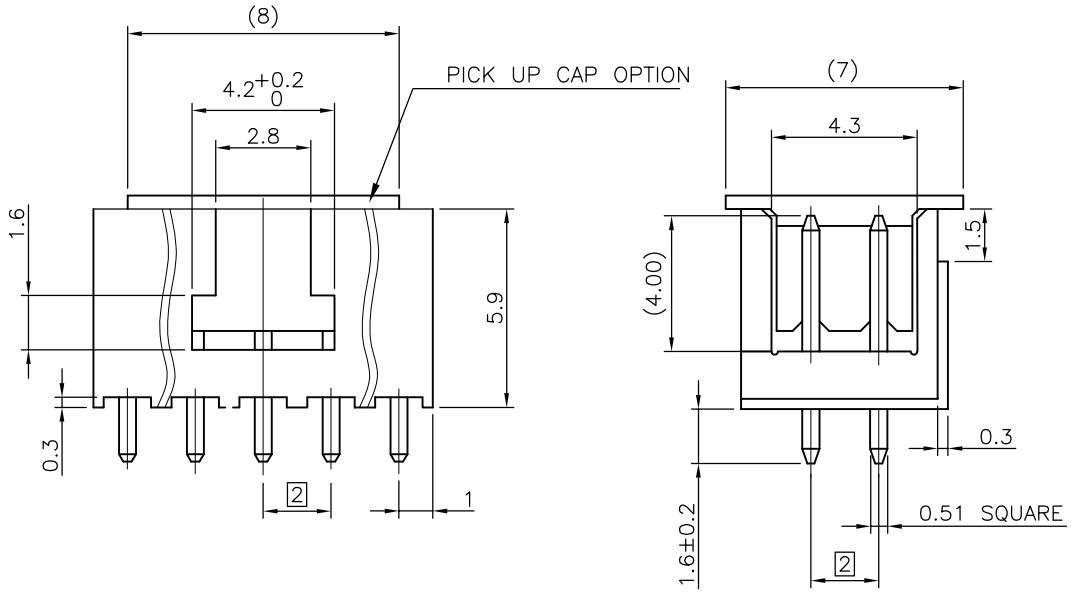

NOTES:

1. MATERIAL HOUSING: HIGH TEMP. THERMOPLASTIC
   UL 94V–0, COLOR CREAM
2. MATERIAL TERMINAL: COPPER ALLOY
3. TO DETERMINE DIMENSIONS:
   N = NUMBER OF POSITIONS PER ROW
4. 7N MIN. PIN RETENTION IN EITHER DIRECTION.
5. PACKAGING:
   A = TAPE & REEL WITH PICK UP CAP, AS AVAILABLE.
6. RoHS COMPATIBLE PRODUCT SPECIFICATIONS
   a – PLATING:
   – "LF" MEANS THE PRODUCT IS LEAD–FREE, 2µm MINIMUM MATTE TIN OVER 1.27µm MINIMUM NICKEL UNDERPLATE.
   b – MANUFACTURING PROCESS COMPATIBILITY
   – THE HOUSING WILL WITHSTAND EXPOSURE TO 260°C PEAK TEMPERATURE FOR 30 SECONDS MAX IN A CONVECTION, INFRA–RED, OR VAPOR PHASE OR REFLOW OVEN
   c – LABELLING:
   – MEETS PACKAGING SPECS AS PER GS–14–920
   d – LEGAL STATEMENT : SEE GS–47–0004

ltr	ecn no	dr	date
A	F12–0052	LMU	13.01.17
B	F–23051	AMA	16.01.15
C	F–39016	DDE	20.11.18

dr	L.MULIN	12.05.10
engr	J.COMPAGNON	12.05.10
chr		
appd	JM.C	12.05.10

mat'l. code
surface ISO 1302
tolerance ISO 406 ISO 1101
tolerances unless otherwise specified
angles ±
linear .X ±0.3, .XX ±0.13, .XXX ±0.05
projection
mm
scale 1:1
product family: MINITEK
title: SHR HEADER 2.00mm 2 WALLS VERT PIP
dwg no 10121033
sheet 1 of 1
size A3
type CUSTOMER Drawing
sheet index
revision sheet

form: A3