LOADING PATTERN MATING SIDE

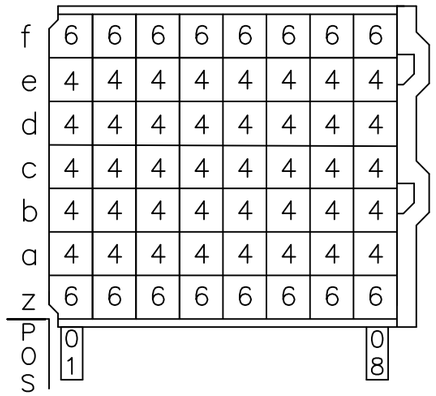

LOADED CONNECTOR ASSEMBLY
(FOR EXAMPLE)

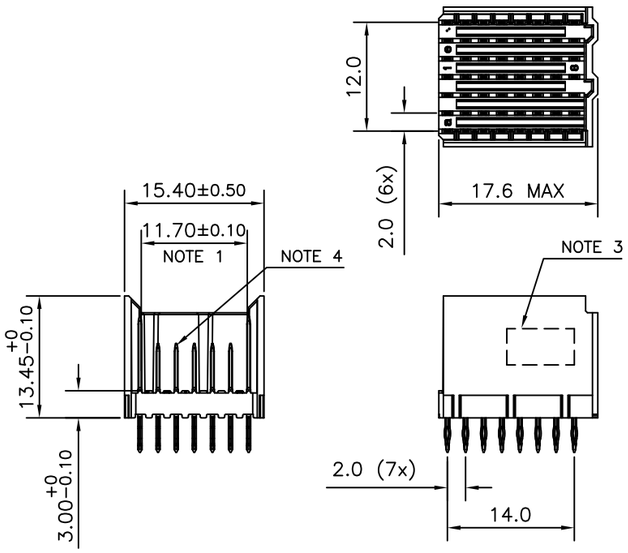

CONTACT OVERVIEW

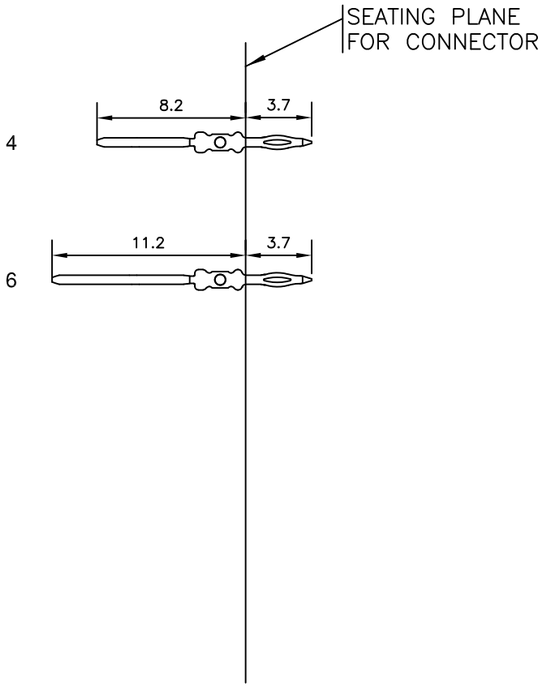

LAY-OUT P.C.B.-HOLE

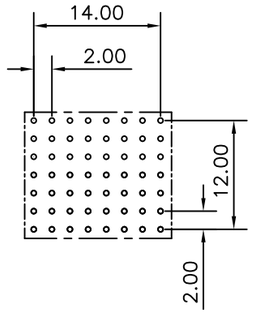

HM2P78PD5111-- -

LEAD FREE INDICATOR : LF = LEAD FREE
(DIGIT 15 & 16)

PLATING CODE (DIGIT 13 AND 14)
(REF DRW NO. BS,C , 201844 , 003)

NOTES

1. MEASURED AT THE BOTTOM.
2. FOR GENERAL DETAILS PLEASE REFER DRAWING: BS, C ,203028, 000
3. CONNECTOR PRINTED WITH P/N AND DATE CODE.
4. FOR ACTUAL CONTACT LOADINGS, SEE LOADING PATTERN MATING SIDE.
5. THIS PRODUCT MEETS EUROPEAN UNION DIRECTIVES AND OTHER COUNTRY REGULATIONS AS DESCRIBED IN GS-47-0004
6. FOR RECOMMENDED PTH DIMENSIONS REFER DRAWING : BS, A , 201572 , 001

CATALOG NO: HM2P78PD5111----

mat'l. code: SEE NOTE 4				surface: ISO 1302	tolerance: ISO 406 ISO 1101	projection	product family: MILLIPACS
ltr	ecn no	dr	date	tolerances unless otherwise specified			title
A	-	MINI	2018-07-05	angles	linear .0±0.2	MM	MPACS 5+2R STR HDR PF CONN TYPE B (8 POS)
					.00±0.1		SHIELDING + SIDE WALL WITH 2 CUT-OUTS FOR CODING
				0°±1°	-	scale —	
				dr	MINI K VANDANATH	2018-07-05	dwg no: BS, C ,203029, 043 — sheet 1 of 1 — size A3
				engr	C BINESH	2018-07-05	
				chr	ALEX BABU	2018-07-05	
				appd	BIJU K PAUL	2018-07-05	type: Product Customer Drawing
sheet index	revision	A					
	sheet	1					

Amphenol FCi

© 2016 AFCI

form: A3-2016-02-24