T550B127M050AT

T550, Tantalum, Polymer Tantalum, HRA, 120 uF, 20%, 50 VDC, 140 mOhms

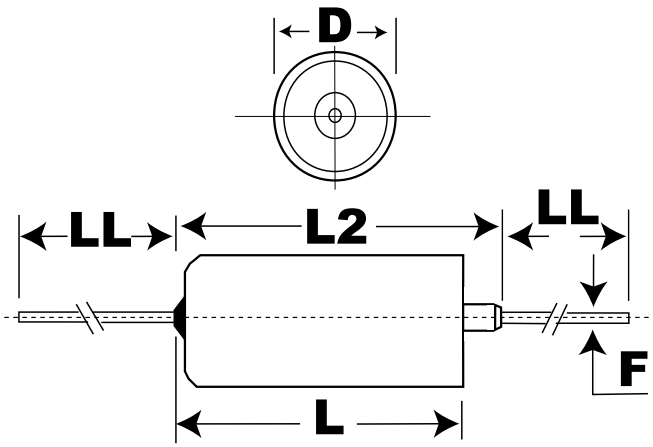

Click here for the 3D model.

General Information	
Series	T550
Dielectric	Polymer Tantalum
Style	Axial Hermetic
RoHS	No
SCIP Number	4c3ae4ee-85c6-4b07-a7a2-54a19a3265ec
Termination	Tin
Lead	Wire Leads
AEC-Q200	No
Construction	Hermetic
Typical Component Weight	3.63 g
Miscellaneous	Sleeved.
Notes	Dimensions Include Insulating Sleeve. When Supplied On T&R Or Ammo, Lead Length Is Determined By Taping Specification.
Shelf Life	156 Weeks

Dimensions	
D	7.34mm +0.41/-0.38mm
L	17.42mm +/-0.79mm
L2	20.88mm MAX
LL	38.1mm +/-6.35mm
F	0.64mm +/-0.05mm

Packaging Specifications	
Packaging	Tray
Packaging Quantity	20

Specifications	
Capacitance	120 uF
Tolerance	20%
Voltage DC	50 VDC (85C), 39 VDC (105C), 57.5 VDC (85C Surge)
Temperature Range	-55/+105°C
Life	2000 Hrs
Dissipation Factor	6% (120Hz 25C)
Failure Rate	N/A
ESR	140 mOhm (100kHz 25C)
Ripple Current	1400 mAmps (40kHz 85C)
Leakage Current	45 uA (5min 25°C)
Testing and Reliability	25C +/-5C, 10 cycles, after constant voltage conditioning (KEMET standard)

Statements of suitability for certain applications are based on our knowledge of typical operating conditions for such applications, but are not intended to constitute - and we specifically disclaim - any warranty concerning suitability for a specific customer application or use. This Information is intended for use only by customers who have the requisite experience and capability to determine the correct products for their application. Any technical advice inferred from this Information or otherwise provided by us with reference to the use of our products is given gratis, and we assume no obligation or liability for the advice given or results obtained.

© 2006 - 2026 YAGEO

T550B127M050AT

T550, Tantalum, Polymer Tantalum, HRA, 120 uF, 20%, 50 VDC, 140 mOhms

Simulations

For the complete simulation environment please visit Y-SIM.

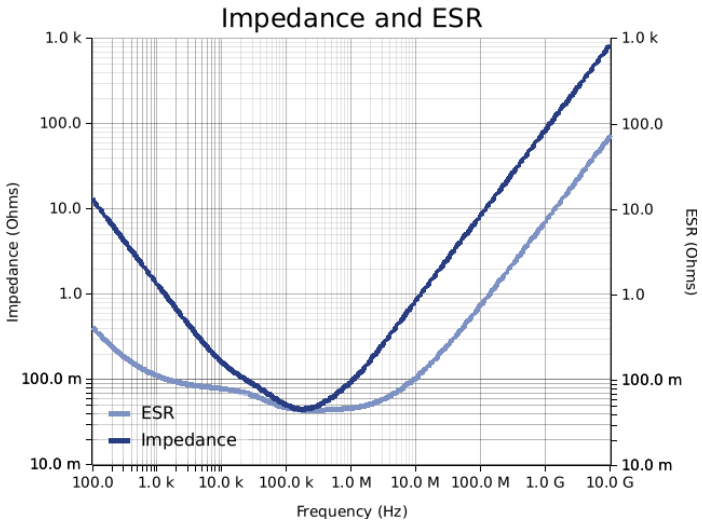

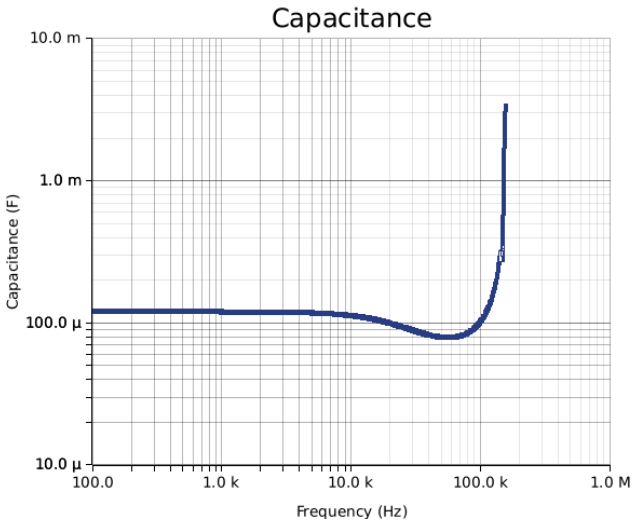

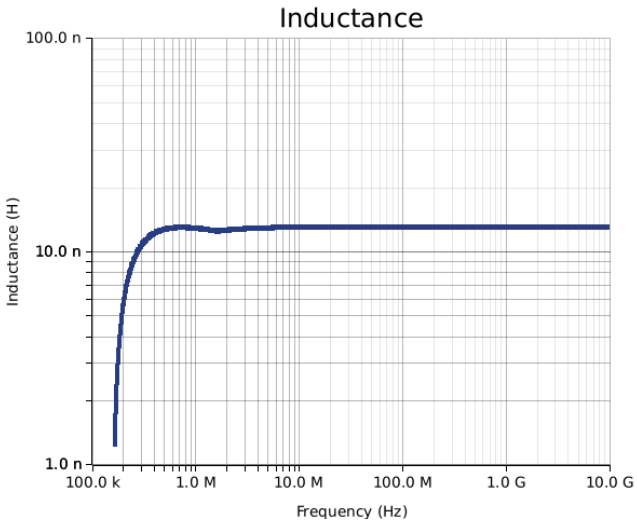

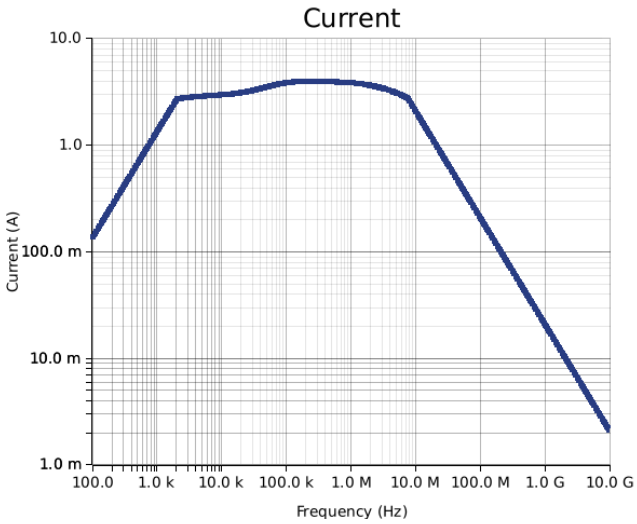

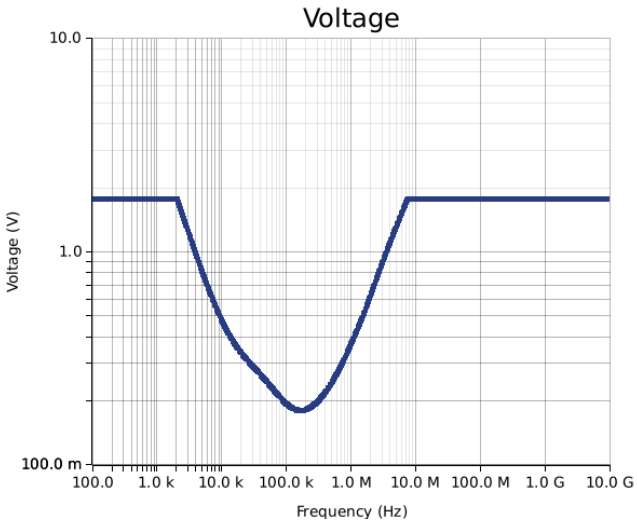

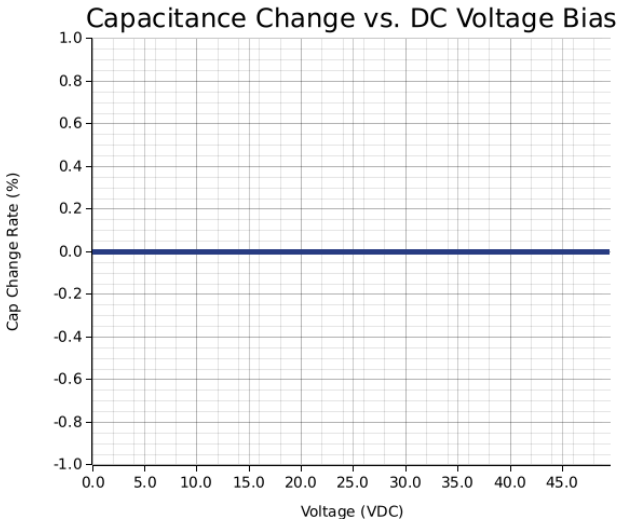

© 2006 - 2026 YAGEO

T550B127M050AT

T550, Tantalum, Polymer Tantalum, HRA, 120 uF, 20%, 50 VDC, 140 mOhms

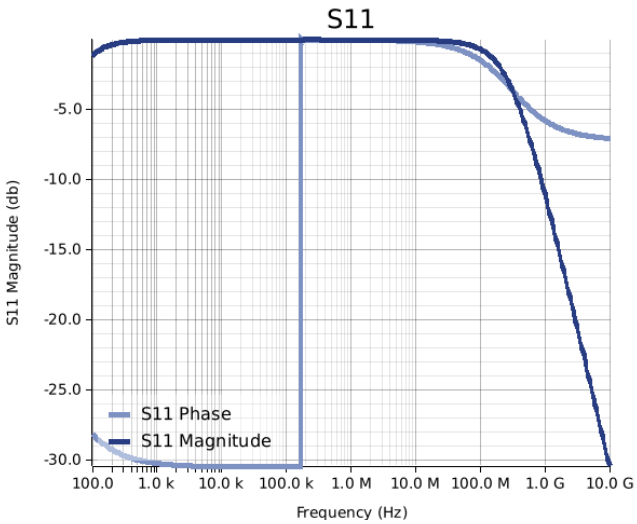

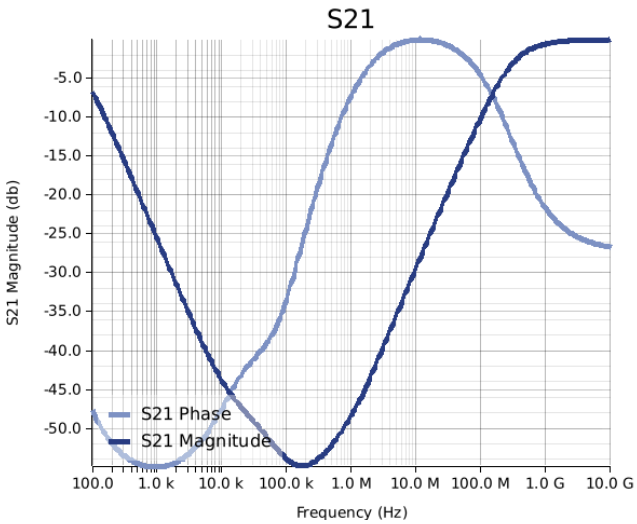

© 2006 - 2026 YAGEO

T550B127M050AT

T550, Tantalum, Polymer Tantalum, HRA, 120 uF, 20%, 50 VDC, 140 mOhms

These are simulations.
This is not a specification!

The responses shown represent the typical response for each part type. Specific responses may vary, depending on manufacturing variation affects of all parameters involved, including the specified tolerances applied to capacitance and unspecified variations of ESR, ESL, and leakage resistance.

The responses shown do not represent a specified or implied maximum capability of the device for all applications.

- The ESR used for ripple “Ripple Current/Voltage vs. Frequency” plots is the ESR at ambient temperature.
- The ESR in the “Temperature Rise vs. Ripple Current” plots is adjusted to each incremental temperature rise before the power and ripple current is calculated.
- The effects shown herein are based on measured data from a multiple part sample of the parts in question.
- Ripple capability of this device will be factored by thermal resistance (Rth) created by circuit traces (addi affects of all parameters involved, including the specified tolerances applied to capacitance and unspecified variations of ESR, ESL, and leakage resistance.
- The peak voltages generated in the “Temperature Rise vs. Combined Ripple Currents” plot are calculated for each frequency and are not combined with voltages generated at any other harmonics.
- Please consult with the catalog or field applications engineer for maximum capability of the device in specific applications.

All product information and data (collectively, the “Information”) are subject to change without notice.

KEMET K-SIM is designed to simulate behavior of components with respect to frequency, ambient temperature, and DC bias levels. The responses shown represent the typical response for each part type. Specific responses may vary, depending on manufacturing variation effects of all parameters involved, including the specified tolerances applied to capacitance and unspecified variations of ESR, ESL, and leakage resistance.

All Information given herein is believed to be accurate and reliable, but is presented without guarantee, warranty, or responsibility of any kind, expressed or implied. Statements of suitability for certain applications are based on our knowledge of typical operating conditions for such applications, but are not intended to constitute – and we specifically disclaim – any warranty concerning suitability for a specific customer application or use. This Information is intended for use only by customers who have the requisite experience and capability to determine the correct products for their application. Any technical advice inferred from this Information or otherwise provided by us with reference to the use of our products is given gratis, and we assume no obligation or liability for the advice given or results obtained.

If you have any questions please contact K-SIM.

© 2006 - 2026 YAGEO