RoHS

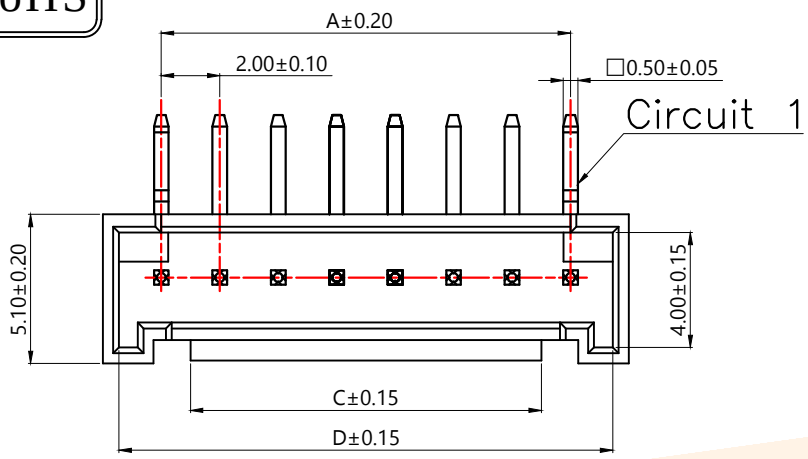

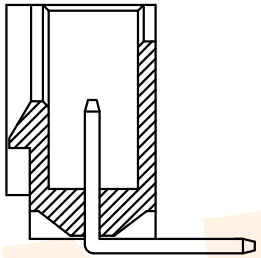

SECTION A–A

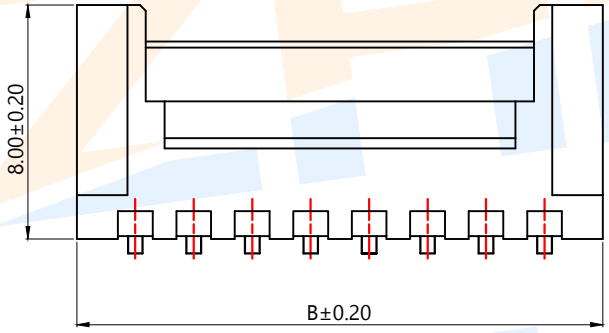

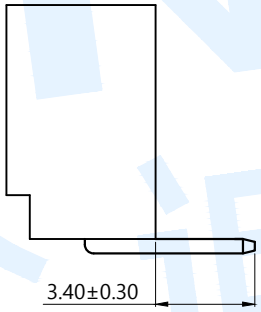

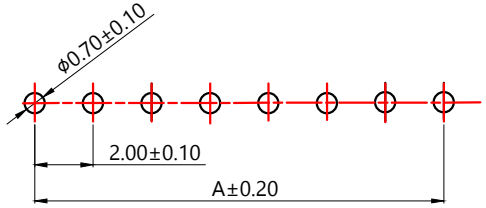

适用线路板(PCB LAYOUT)

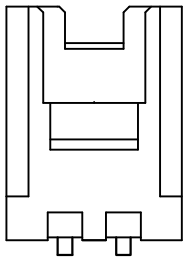

2P（外观）

Model No.	Pin	A	B	C	D
WAFER–HY2.0–2PWZ–W	2	2.00	6.00	3.00	4.90
WAFER–HY2.0–3PWZ–W	3	4.00	8.00	3.30	6.90
WAFER–HY2.0–4PWZ–W	4	6.00	10.00	4.00	8.90
WAFER–HY2.0–5PWZ–W	5	8.00	12.00	6.00	10.90
WAFER–HY2.0–6PWZ–W	6	10.00	14.00	8.00	12.90
WAFER–HY2.0–7PWZ–W	7	12.00	16.00	10.00	14.90
WAFER–HY2.0–8PWZ–W	8	14.00	18.00	12.00	16.90
WAFER–HY2.0–9PWZ–W	9	16.00	20.00	14.00	18.90
WAFER–HY2.0–10PWZ–W	10	18.00	22.00	16.00	20.90
WAFER–HY2.0–11PWZ–W	11	20.00	24.00	18.00	22.90
WAFER–HY2.0–12PWZ–W	12	22.00	26.00	20.00	24.90
WAFER–HY2.0–13PWZ–W	13	24.00	28.00	22.00	26.90
WAFER–HY2.0–14PWZ–W	14	26.00	30.00	24.00	28.90
WAFER–HY2.0–15PWZ–W	15	28.00	32.00	26.00	30.90
WAFER–HY2.0–16PWZ–W	16	30.00	34.00	28.00	32.90
WAFER–HY2.0–17PWZ–W	17	32.00	36.00	30.00	34.90
WAFER–HY2.0–18PWZ–W	18	34.00	38.00	32.00	36.90
WAFER–HY2.0–19PWZ–W	19	36.00	40.00	34.00	38.90
WAFER–HY2.0–20PWZ–W	20	38.00	42.00	36.00	40.90

Specifications/技术规格:

1.Poles/线数：2～20P
2.Wire range/适用线规：AGW 30#～24#
3.Applicable PC board thickness/适用PC板厚度：0.8～1.6mm
4.Current rating/额定电流：2.0A
5.Voltage rating/额定电压：250V DC/AC
6.Insulation Resistance/绝缘电阻：1000MΩ Min
7.Dielectric Withstanding/ 耐电压：1000V AC/minute
8.Contact Resistance/ 接触电阻：20mΩ Max
9.Operating Temperature/ 工作温度：-25℃ to +85℃

NO.	Name	Number	Qty	Materil	Remarks
Ⓑ	Terminal			Brass	Plating Sn
Ⓐ	Housing		1	PA66	White

ZHONGDI® 众迪 Zhongdi Electronic Technology Co., Ltd

angle	±2°	design	date	name	WAFER CONNECTOR
10~30	±0.30	Review	date		
5~10	±0.20	Approved	date	model	WAFER–HY2.0–□□PWZ–W
~ 5	±0.10	Drawing number:			
modify	Review	Approved	Tolerance not specified	Proportion 1:1 unit mm	gape number A4

Unikeyic Electronics

Global Electronic Components Distributor

Click to view pricing, inventory, delivery, and lifecycle information:

ZHONGDI:

WAFER-GH1.25-14PWT-W1-P WAFER-HY2.0-10PWT-W1-P WAFER-HY2.0-7PWT-W1-P
WAFER-MX1.25-4PWZ-C22-9T WAFER-MX1.25-5PLT-W1-P WAFER-SHB1.0-13PLT-W1-P
WAFER-VH3.96-3PWT-W1-P WAFER-SH1.0-11PLT-W1-P WAFER-TJC8-2.54-12PZZ
WAFER-TJC8-2.54-2PWZ WAFER-HY2.0-4PWT-W1-P WAFER-PH2.0-2PWT-W1-P
WAFER-SHB1.0-8PWT-W1-P WAFER-XH2.54-12PWT-W1-P WAFER-GH1.25-12PLT-W1-P
WAFER-HY2.0-6PWT-W1-P WAFER-MX1.25-5PZZ-C22-9T WAFER-ZH1.5-12PWT-W1-P
WAFER-XHB2.54-7PWT-W1-P WAFER-HY2.0-6PLT-W1-P WAFER-MX1.25-2PWZ-C22-9T
WAFER-SH1.0-6PWT-W1-P WAFER-SH1.0-8PWT-W1-P WAFER-SUR0.8-12PWT-W1-P
WAFER-SUR0.8-14PWT-W1-P WAFER-ZH1.5-2PWT-W1-P WAFER-ZH1.5-4PLT-W1-P
WAFER-SUR0.8-4PLT-W1-P WAFER-ZH1.5-2PLT-W1-P WAFER-VH3.96-5PWT-W1-P