

RoHS 2015/863/EU ✓ REACH compliant ✓ Conflict minerals free ✓

GEYER quartz technology

Clock Oscillator SMD-version +1.8 V

part no.	12.95535
model	KXO-V95T-18
frequency	24.0 MHz
frequency stability at -40° ~ +85°C	±50 ppm
operating temperature	-40° ~ +85°C
storage temperature	-40° ~ +85°C
symmetry	40 % ~ 60 % at 50 % V_{DD} level
rise & fall time max.	10 ns (10 % V_{DD} ~ 90 % V_{DD} level)
"O" level max.	V_{OL}: 10 % V_{DD}
"1" level min.	V_{OH}: 90 % V_{DD}
supply voltage V_{DD}	+1.8 V
tri-state control voltage (Pin#1)	V_{IH}: V_{DD} x 0.7 min. V_{IL}: V_{DD} x 0.3 max.
supply voltage range	+1.8 V ~ +3.6 V
supply current	1.8 mA typ., 5.0 mA max.
output load max.	15 pF (HCMOS)
start up time max.	10 ms
disable delay time max.	200 ns
enable delay time max.	10 ms
stand by current max.	50 µA (Pin #1 = V_{IL})
jitter max.	deterministic jitter 5 ps random jitter 7 ps norm 1-sigma 7 ps peak to peak 40 ps
contents of reel	1000 pcs.

Dimensions (mm):

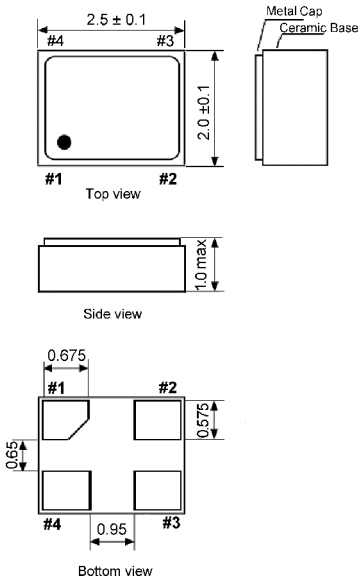

Pin	Connection
1	"L" (0V) "H" or OPEN
2	GND
3	Z OUTPUT
4	V_{DD}

Z: high impedance

Suggested soldering pad:

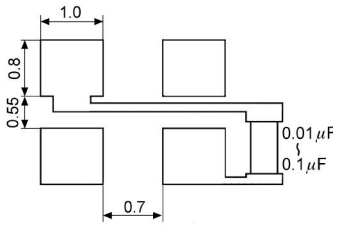

Test circuit:

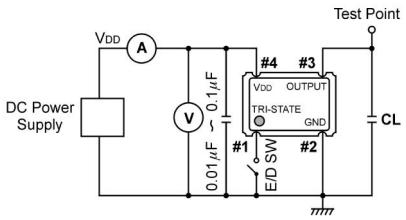

CL: including fixture and probe capacitance.

Output Waveform:

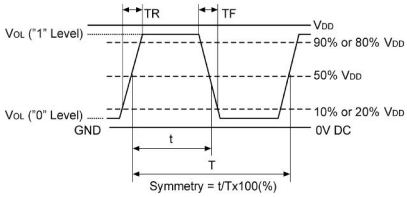

Reflow soldering condition:

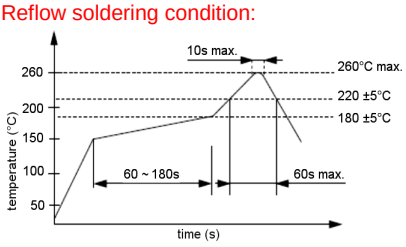

Tape specification:

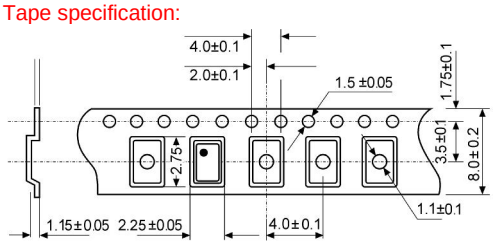

reel diameter 178 mm

GEYER Electronic GmbH Behringstraße 6 D-82152 Planegg / München
Tel. +49 89 546868-0 quartz@geyer-electronic.de www.geyer-electronic.de

Version 16.05.2024

Unikeyic Electronics

Global Electronic Components Distributor

Click to view pricing, inventory, delivery, and lifecycle information:

Geyer Electronic:

12.85526 12.85633 12.86512 12.89126 12.95542 12.60113 12.88603 12.95102 12.84812 12.87106
12.86526 12.88551 12.86533 12.90329 12.95543 12.95548 12.87148 12.89190 12.90307 12.60024
12.60063 12.60370 12.88664 12.89495 12.60020 12.86564 12.87174 12.89997 12.90325 12.94474