FUANQI 富安奇

RoHS COMPLIANT

B260AQ-13-F 规格书

2.0A 表面贴装肖特基整流器

B220AQ 至 B260AQ 系列

产品概述

B220AQ/Q-B240AQ/Q

V_{RRM} (V)	I_O (A)	V_F Max (V) T_A = +25°C	I_R Max (mA) T_A = +25°C
20/30/40	2.0	0.5	0.5

B250AQ/Q,B260AQ/Q

V_{RRM} (V)	I_O (A)	V_F Max (V) T_A = +25°C	I_R Max (mA) T_A = +25°C
50/60	2.0	0.7	0.5

特性与优势



Top View



Bottom View

- 肖特基势垒结构
- 低正向压降
- 高电流能力
- 适用于自动化贴装
- 符合 MSL 1 级，依据 J-STD-020 标准，无铅最高峰值 260° C
- 通过 AEC-Q101 认证

机械数据

- 封装：DO-214AC (SMA)
- 端子：雾锡镀层，符合 J-STD-002 无铅焊接要求
- 极性：阴极带表示阴极端
- 塑封料满足 UL 94 V-0 阻燃等级

最大额定值（@TA=25℃除非另有规定）

FUANQI 富安奇

RoHS COMPLIANT

Single phase, half wave, 60Hz, resistive or inductive load. For capacitive load, derate current by 20%.

Characteristic	Symbol	B220AQ/Q	B230AQ/Q	B240AQ/Q	B250AQ/Q	B260AQ/Q	Unit
Peak Repetitive Reverse Voltage Working Peak Reverse Voltage DC Blocking Voltage	V_{RRM} V_{RWM} V_R	20	30	40	50	60	V
RMS Reverse Voltage	$V_{R(RMS)}$	14	21	28	35	42	V
Average Rectified Output Current	I_O	2.0					A
Non-Repetitive Peak Forward Surge Current, 8.3ms Single Half Sine-Wave Superimposed on Rated Load	I_{FSM}	50					A

热特性（@TA=25℃除非另有规定）

Characteristic		Symbol	Value	Unit
Typical Thermal Resistance, Junction to Lead	SMA SMB	$R_{\theta JL}$	25 20	°C/W
Typical Thermal Resistance, Junction to Ambient (Note 6)	SMB	$R_{\theta JA}$	80	°C/W
Operating and Storage Temperature Range		T_J, T_{STG}	-65 to +150	°C

电气特性（@TA=25℃除非另有规定）

Characteristic		Symbol	Min	Typ	Max	Unit	Test Condition
Forward Voltage Drop	B220AQ/Q, B230AQ/Q, B240AQ/Q B250AQ/Q, B260AQ/Q	V_F	—	—	0.50 0.70	V	I_F = 2.0A, T_A = +25°C
Leakage Current (Note 7)		I_R	—	—	0.5 20	mA	@ Rated V_R, T_A = +25°C @ Rated V_R, T_A = +100°C
Total Capacitance		C_T	—	—	200	pF	V_R = 40V, f = 1MHz

典型特性曲线

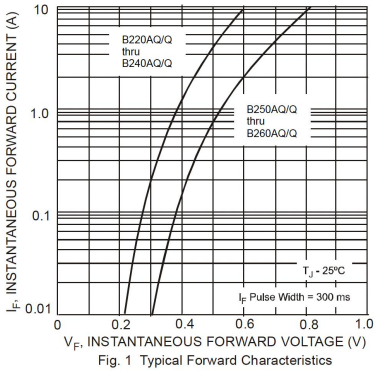

Fig. 1 Typical Forward Characteristics

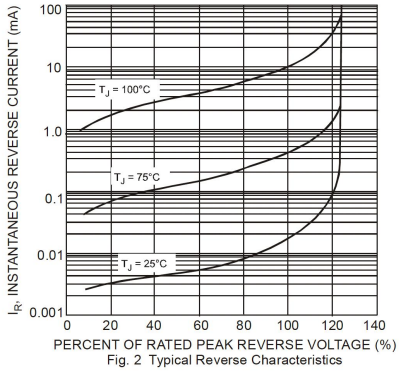

Fig. 2 Typical Reverse Characteristics

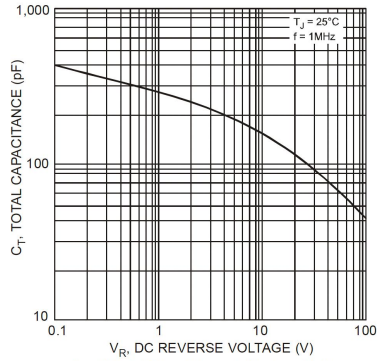

Fig. 3 Total Capacitance vs. Reverse Voltage

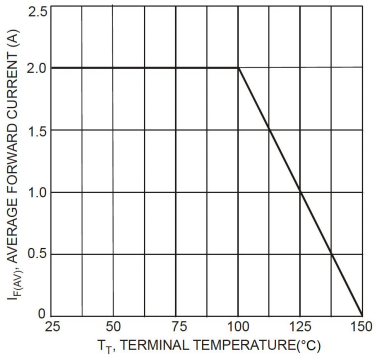

Fig. 4 Forward Current Derating Curve

FUANQI 富安奇

RoHS COMPLIANT

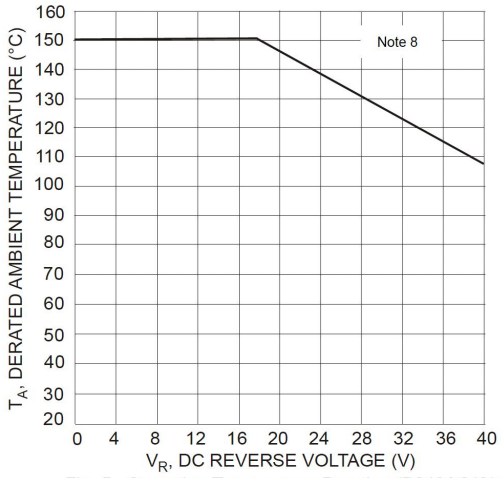

Fig. 5 Operating Temperature Derating (B240AQ/Q)

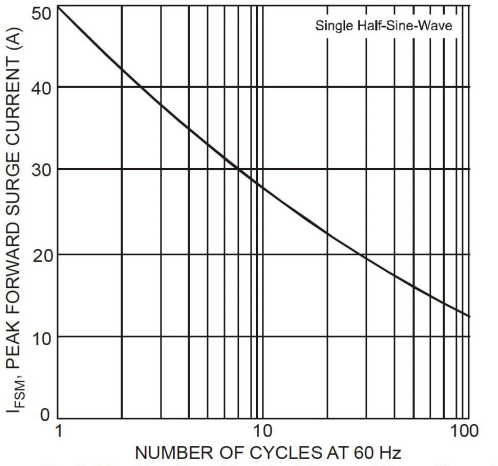

Fig. 6 Max Non-Repetitive Peak Forward Surge Current

外形尺寸

SMA

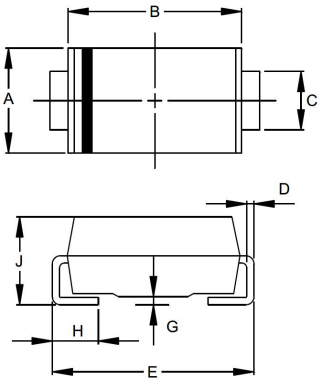

SMA		
Dim	**Min**	**Max**
A	2.29	2.92
B	4.00	4.60
C	1.27	1.63
D	0.15	0.31
E	4.80	5.59
G	0.05	0.20
H	0.76	1.52
J	1.96	2.40
All Dimensions in mm		

SMB

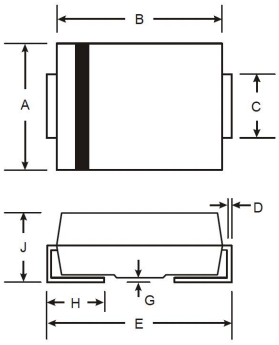

SMB		
Dim	**Min**	**Max**
A	3.30	3.94
B	4.06	4.57
C	1.96	2.21
D	0.15	0.31
E	5.00	5.59
G	0.05	0.20
H	0.76	1.52
J	2.00	2.50
All Dimensions in mm		

FUANQI 富安奇

RoHS COMPLIANT

推荐的焊盘布局

SMA

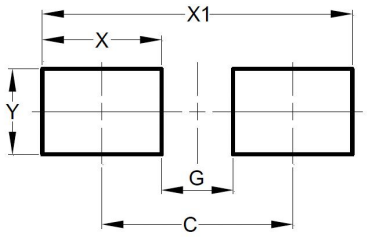

Dimensions	Value (in mm)
C	4.00
G	1.50
X	2.50
X1	6.50
Y	1.70

SMB

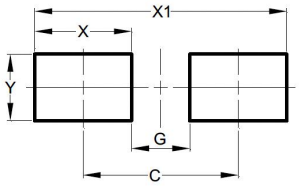

Dimensions	Value (in mm)
C	4.30
G	1.80
X	2.50
X1	6.80
Y	2.30