BAS7005E6327HTSA1
SCHOTTKY BARRIER DIODE

Features

- Forward Continuous Current:I_F=70mA
- Power Dissipation of 200mW



SOT-23

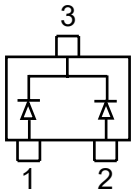

Package Marking and Ordering Information

Product ID	Pack	Marking	Qty(PCS)
BAS7005E6327HTSA1	SOT-23	75	3000

Maximum Ratings (Ta=25°C unless otherwise noted)

Symbol	Parameter	Value	Unit
V_R	DC Voltage	70	V
I_F	Forward Continuous Current	70	mA
I_{FSM}	Non-Repetitive Peak Forward Surge Current @ t = 8.3ms	100	mA
P_D	Power Dissipation	200	mW
$R_{\theta JA}$	Thermal Resistance Junction to Ambient	500	°C/W
T_J	Junction Temperature	125	°C
T_{stg}	Storage Temperature	-55~+150	°C

Electrical Characteristics (Ta=25°C unless otherwise specified)

Parameter	Symbol	Test conditions	Min	Max	Unit
Reverse breakdown voltage	$V_{(BR)}$	I_R= 10μA	70		V
Reverse voltage leakag e current	I_R	V_R=50V		100	nA
Forward voltage	V_F	I_F=1mA I_F=15mA		410 1000	mV
Diode cap acitance	C_D	V_R=0V f=1MHz		2	pF
Reveres recovery time	t_{rr}	I_F=I_R=10mA,I_{rr}=0.1xI_R, R_L=100Ω		5	ns

Typical Characteristics

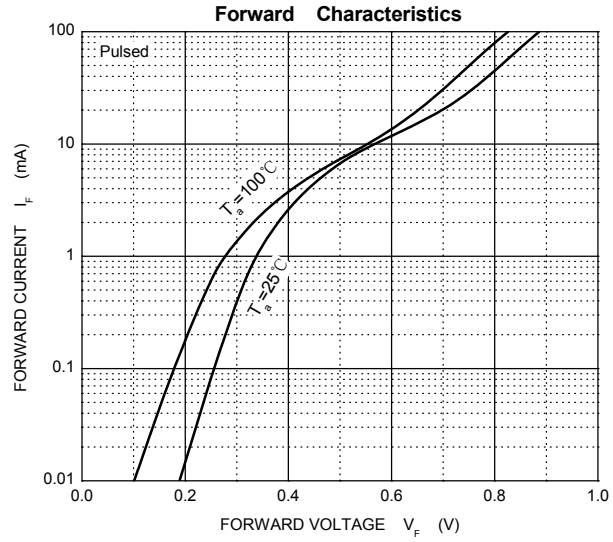

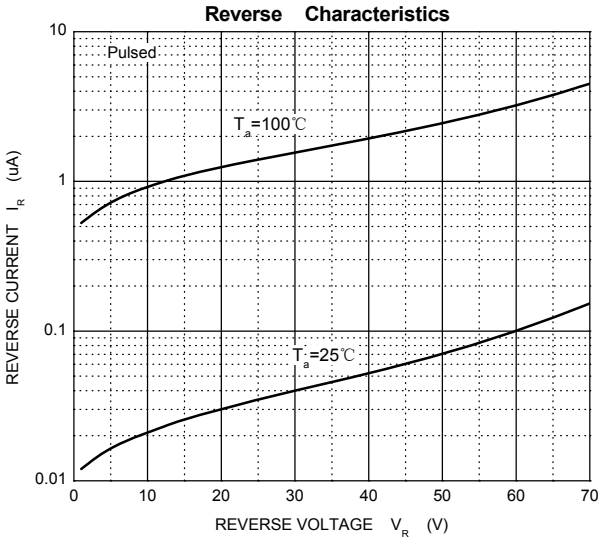

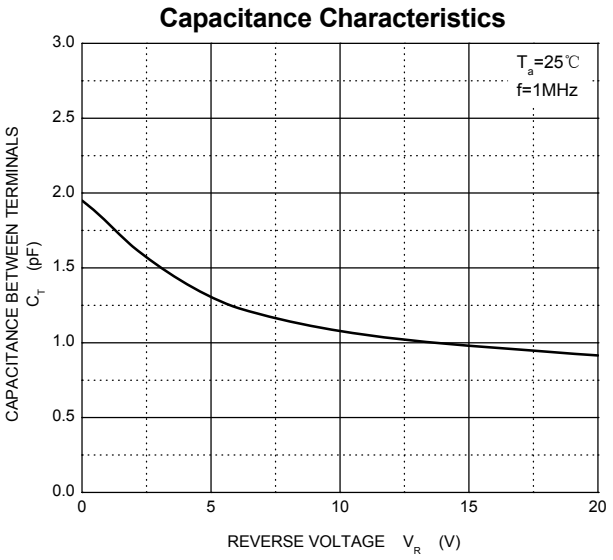

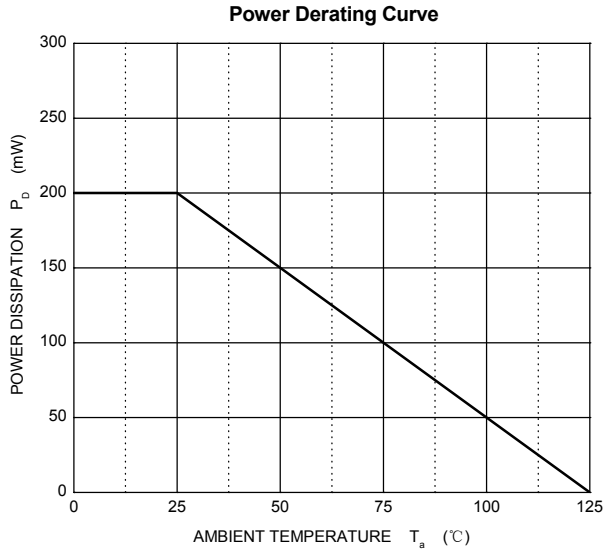

SOT-23 Package Outline Dimensions

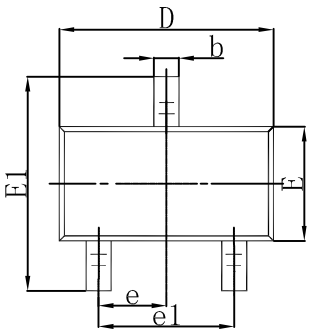

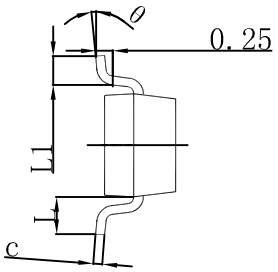

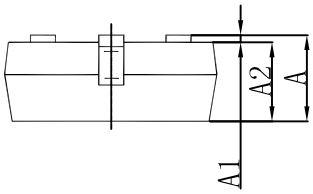

Symbol	Dimensions In Millimeters		Dimensions In Inches	
	Min	Max	Min	Max
A	0.900	1.150	0.035	0.045
A1	0.000	0.100	0.000	0.004
A2	0.900	1.050	0.035	0.041
b	0.300	0.500	0.012	0.020
c	0.080	0.150	0.003	0.006
D	2.800	3.000	0.110	0.118
E	1.200	1.400	0.047	0.055
E1	2.250	2.550	0.089	0.100
e	0.950 TYP		0.037 TYP	
e1	1.800	2.000	0.071	0.079
L	0.550 REF		0.022 REF	
L1	0.300	0.500	0.012	0.020
θ	0°	8°	0°	8°

SOT-23 Suggested Pad Layout

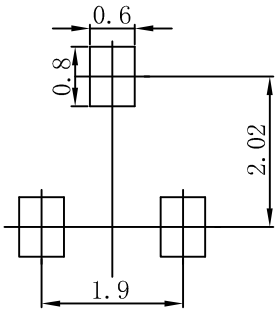

Note:
1.Controlling dimension:in millimeters.
2.General tolerance:± 0.05mm.
3.The pad layout is for reference purposes only.

Attention

■ Any and all HUA XUAN YANG ELECTRONICS products described or contained herein do not have specifications that can handle applications that require extremely high levels of reliability, such as life-support systems, aircraft's control systems, or other applications whose failure can be reasonably expected to result in serious physical and/or material damage. Consult with your HUA XUAN YANG ELECTRONICS representative nearest you before using any HUA XUAN YANG ELECTRONICS products described or contained herein in such applications.

■ HUA XUAN YANG ELECTRONICS assumes no responsibility for equipment failures that result from using products at values that exceed, even momentarily, rated values (such as maximum ratings, operating condition ranges, or other parameters) listed in products specifications of any and all HUA XUAN YANG ELECTRONICS products described or contained herein.

■ Specifications of any and all HUA XUAN YANG ELECTRONICS products described or contained herein stipulate the performance, characteristics, and functions of the described products in the independent state, and are not guarantees of the performance, characteristics, and functions of the described products as mounted in the customer's products or equipment. To verify symptoms and states that cannot be evaluated in an independent device, the customer should always evaluate and test devices mounted in the customer's products or equipment.

■ HUA XUAN YANG ELECTRONICS CO.,LTD. strives to supply high-quality high-reliability products. However, any and all semiconductor products fail with some probability. It is possible that these probabilistic failures could
give rise to accidents or events that could endanger human lives, that could give rise to smoke or fire, or that could cause damage to other property. When designing equipment, adopt safety measures so that these kinds of accidents or events cannot occur. Such measures include but are not limited to protective circuits and error prevention circuits for safe design, redundant design, and structural design.

■ In the event that any or all HUA XUAN YANG ELECTRONICS products(including technical data, services) described or contained herein are controlled under any of applicable local export control laws and regulations, such products must not be exported without obtaining the export license from the authorities concerned in accordance with the above law.

■ No part of this publication may be reproduced or transmitted in any form or by any means, electronic or mechanical, including photocopying and recording, or any information storage or retrieval system, or otherwise, without the prior written permission of HUA XUAN YANG ELECTRONICS CO.,LTD.

■ Information (including circuit diagrams and circuit parameters) herein is for example only ; it is not guaranteed for volume production. HUA XUAN YANG ELECTRONICS believes information herein is accurate and reliable, but no guarantees are made or implied regarding its use or any infringements of intellectual property rights or other rights of third parties.

■ Any and all information described or contained herein are subject to change without notice due to product/technology improvement, etc. When designing equipment, refer to the "Delivery Specification" for the HUA XUAN YANG ELECTRONICS product that you intend to use.

Unikeyic Electronics

Global Electronic Components Distributor

Click to view pricing, inventory, delivery, and lifecycle information:

HXY MOSFET:

HSEN2411D3 PJEC5V0M1FN2 PESDNC2XD5VBL HESD36VD3B HESDSLC3V3D3B HLY323BC1524L
HSEN3611D3 HSTS521050B331 PESDNC2XD5VBF HACPDQC5V0-HF HAZ4007-01H HSD15C.TCT
PESDLC2FD3V3BH AZ4836-01L TPSMB100CA-VR PJSD24CW_R1 ESD5L5.0C-HXY ESD5LM5.0C-HXY
HCEZ36V,L3F HSG3D15B3.3MA PESDSC2FD5VU RLSD32A121V AZ4007-01H HPTVSUC3D5VB
TPSMB28A-VR 60N06 AQ15C-01FTG BV05C-H HRCLAMP3371ZCTFT LM393DR-HXY