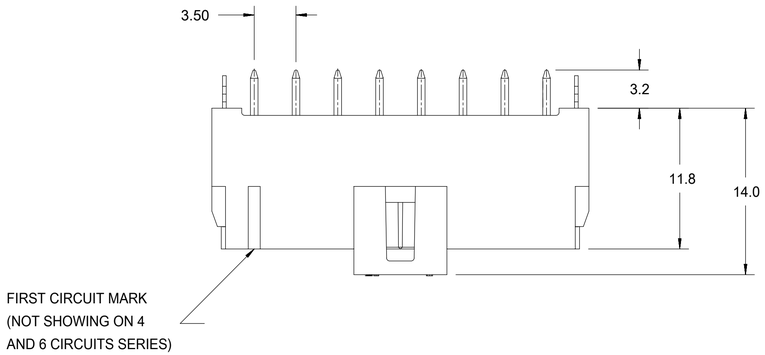

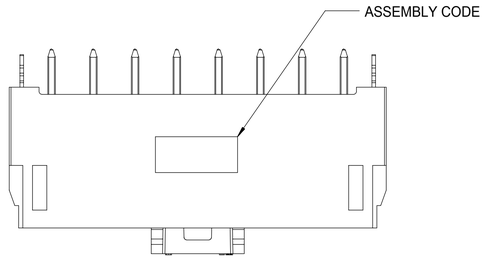

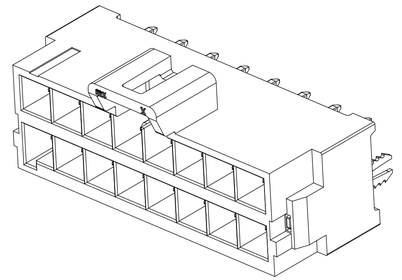

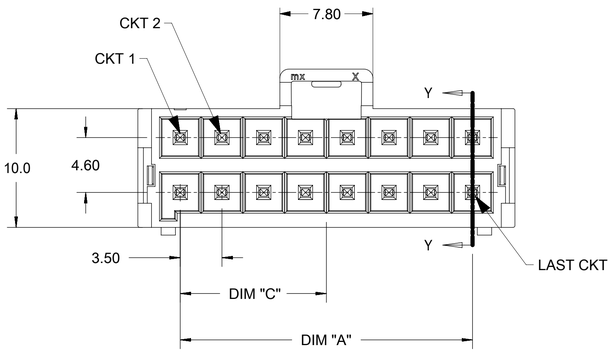

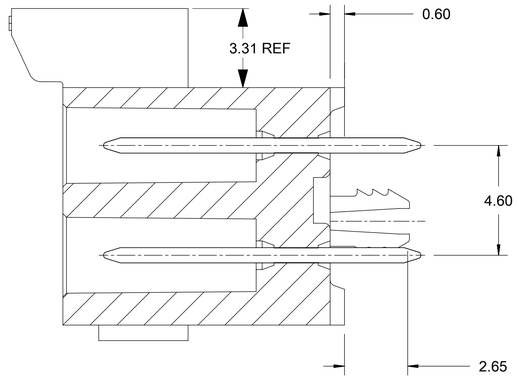

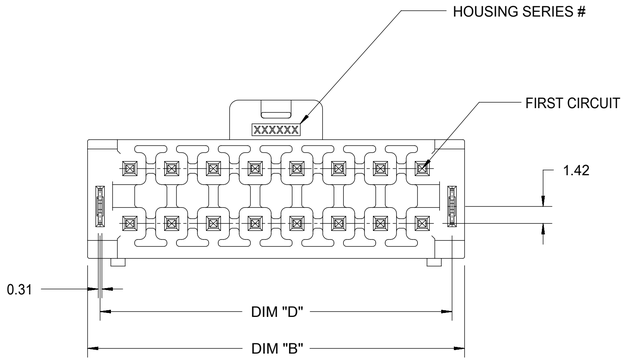

SECTION Y-Y
SCALE 8:1

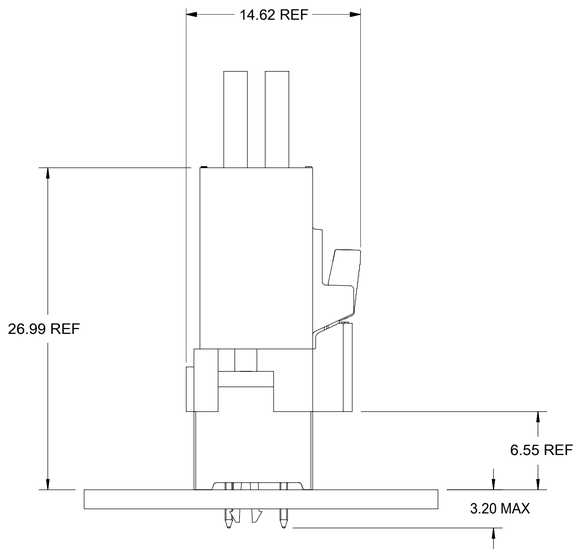

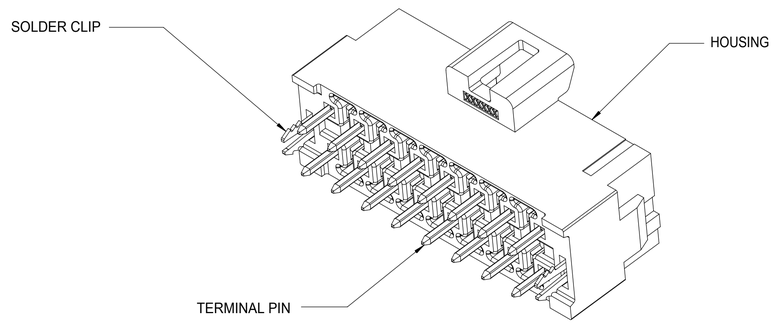

NOTES:

1. MATERIAL:
   HOUSING
   OPTION 1: LCP BLACK, UL94 V-0
   OPTION 2: LCP NATURAL, UL94 V-0
   TERMINAL: COPPER ALLOY
2. PLATING FINISH:
   OPTION 1 - 1.5µm(60µin)-2.5µm(100µin) TIN OVER
   1.25µm(50µin)-2.5µm(100µin) NICKEL OVERALL
   OPTION 2 - 0.35µm(15µin) GOLD CONTACT AREA,
   1.5µm(60µin)-2.5µm(100µin) TIN TAIL AREA OVER
   1.25µm(50µin)-2.5µm(100µin) NICKEL OVERALL
   OPTION 3 - 0.70µm(30µin) GOLD CONTACT AREA,
   1.5µm(60µin)-2.5µm(100µin) TIN TAIL AREA OVER
   1.25µm(50µin)-2.5µm(100µin) NICKEL OVERALL
2. PARTS TO BE PACKAGED PER PK-172299-9001
3. PRODUCT SPECIFICATION PS-172323-0001
4. PART MATES WITH MOLEX RECEPTACLE HOUSING
   172258 AND 172262
5. PART CONFORMS TO CLASS "C" REQUIREMENTS OF SPECIFICATION
   PS-45499-002 WITH 0.13 MM MAXIMUM FLASH ALLOWED IN CORE
   HOLES AND FRONT SURFACE.
6. DISCOLORATION IN THE BANDOLIER AREA OF THE PIN IS
   INHERENT TO THE PLATING PROCESS AND IS DUE TO THE MASKING
   EFFECT OF THE CARRIER. THIS DISCOLORATION IS IN A NON-FUNCTIONAL
   AREA OF THE PIN AND WILL NOT AFFECT THE PERFORMANCE OF THE
   HEADER ASSEMBLY.
7. APPLUCATION SPECIFICATION: AS-172323-0001

RELEASE STATUS		RELEASE DATE	

THIS DRAWING CONTAINS INFORMATION THAT IS PROPRIETARY TO MOLEX ELECTRONIC TECHNOLOGIES, LLC AND SHOULD NOT BE USED WITHOUT WRITTEN PERMISSION

QUALITY SYMBOLS
A = 0
E = 0
F = 0
▼ = 0
C = 0
☒ = 0
■ = 0
G = 0

EC NO: 170023
DRWN: PPEREZ03 2017/02/24
CH'KD: RHODGE 2016/03/30
APPR:
REV B8

GENERAL TOLERANCES (UNLESS SPECIFIED)

ANGULAR TOL ±	°
4 PLACES	±
3 PLACES	±
2 PLACES	± 0.25
1 PLACE	± 0.5
0 PLACES	±

DRAFT WHERE APPLICABLE MUST REMAIN WITHIN DIMENSIONS

DIMENSION UNITS: MM
SCALE: 4:1
DRWN BY: DROSCA DATE: 2014/03/04
CH'KD BY: DATE:
APPR BY: JCOMERCI DATE: 2014/04/24
DRAWING SIZE: D
THIRD ANGLE PROJECTION

molex®

ULTRA-FIT VERT HEADER
4-16 CKTS DUAL ROW WITH SOLDER CLIP

PRODUCT CUSTOMER DRAWING

SERIES	MATERIAL NUMBER	CUSTOMER
172299		GENERAL MARKET

DOCUMENT NUMBER	DOC TYPE	DOC PART	SHEET NUMBER
SD-172299-1000	PSD	000	1 OF 2

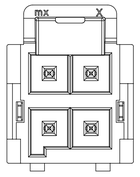

2 CKT

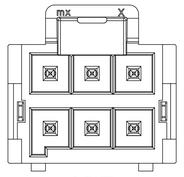

6 CKT

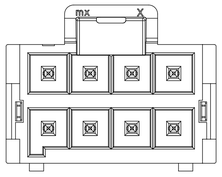

8 CKT

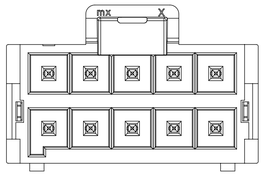

10 CKT

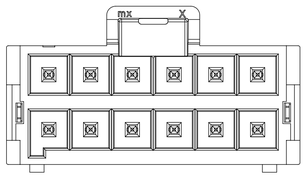

12 CKT

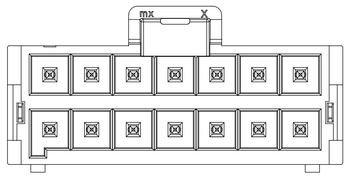

14 CKT

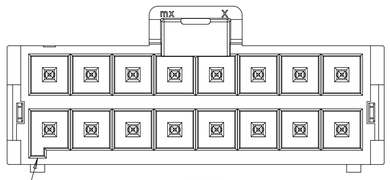

16 CKT

KEY A
(BLACK)

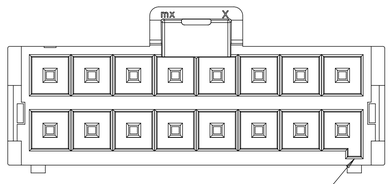

KEY B
(NATURAL)

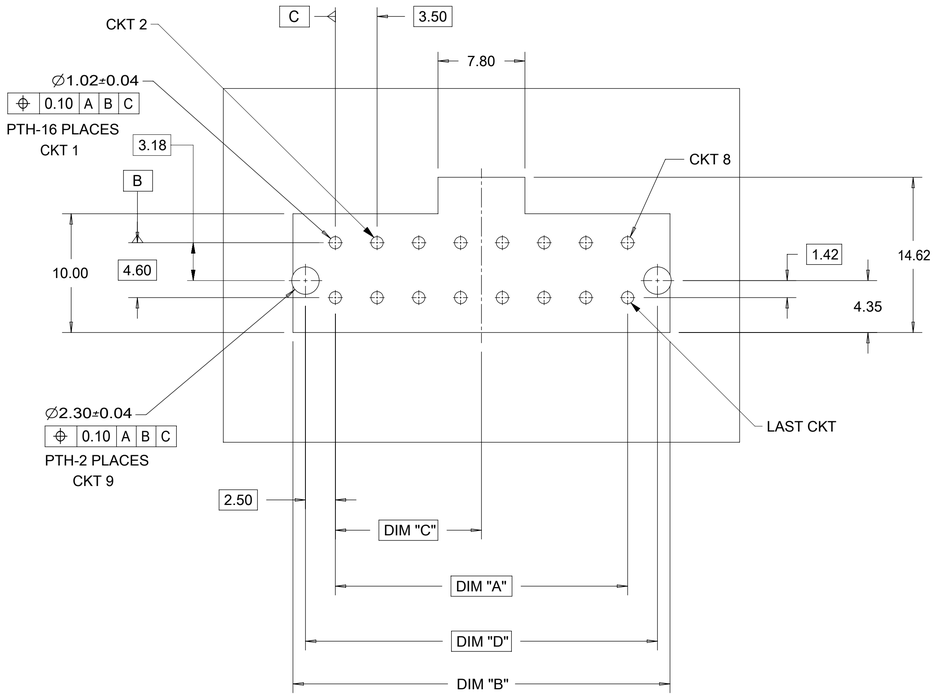

PCB LAYOUT COMPONENT SIDE
RECOMENDED PCB THICKNESS 1.60MM-2.40MM

NOTE: DATUM -A- IS ON PCB COMPONENT SIDE

TIN PLATING

PART NO.	COLOR	CIRCUIT SIZE	KEY OPTION	DIM A	DIM B	DIM C	DIM D
172299-1104	BLACK	4	KEY A	3.50	10.60	1.75	8.50
172299-1106	BLACK	6	KEY A	7.00	14.10	3.50	12.00
172299-1108	BLACK	8	KEY A	10.50	17.60	5.25	15.50
172299-1110	BLACK	10	KEY A	14.00	21.10	7.00	19.00
172299-1112	BLACK	12	KEY A	17.50	24.60	8.75	22.50
172299-1114	BLACK	14	KEY A	21.00	28.10	10.50	26.00
172299-1116	BLACK	16	KEY A	24.50	31.60	12.25	29.50
172299-2104	NATURAL	4	KEY B	3.50	10.60	1.75	8.50
172299-2106	NATURAL	6	KEY B	7.00	14.10	3.50	12.00
172299-2108	NATURAL	8	KEY B	10.50	17.60	5.25	15.50
172299-2110	NATURAL	10	KEY B	14.00	21.10	7.00	19.00
172299-2112	NATURAL	12	KEY B	17.50	24.60	8.75	22.50
172299-2114	NATURAL	14	KEY B	21.00	28.10	10.50	26.00
172299-2116	NATURAL	16	KEY B	24.50	31.60	12.25	29.50

15 MICROINCH GOLD PLATING

PART NO.	COLOR	CIRCUIT SIZE	KEY OPTION	DIM A	DIM B	DIM C	DIM D
172299-1204	BLACK	4	KEY A	3.50	10.60	1.75	8.50
172299-1206	BLACK	6	KEY A	7.00	14.10	3.50	12.00
172299-1208	BLACK	8	KEY A	10.50	17.60	5.25	15.50
172299-1210	BLACK	10	KEY A	14.00	21.10	7.00	19.00
172299-1212	BLACK	12	KEY A	17.50	24.60	8.75	22.50
172299-1214	BLACK	14	KEY A	21.00	28.10	10.50	26.00
172299-1216	BLACK	16	KEY A	24.50	31.60	12.25	29.50
172299-2204	NATURAL	4	KEY B	3.50	10.60	1.75	8.50
172299-2206	NATURAL	6	KEY B	7.00	14.10	3.50	12.00
172299-2208	NATURAL	8	KEY B	10.50	17.60	5.25	15.50
172299-2210	NATURAL	10	KEY B	14.00	21.10	7.00	19.00
172299-2212	NATURAL	12	KEY B	17.50	24.60	8.75	22.50
172299-2214	NATURAL	14	KEY B	21.00	28.10	10.50	26.00
172299-2216	NATURAL	16	KEY B	24.50	31.60	12.25	29.50

30 MICROINCH GOLD PLATING

PART NO.	COLOR	CIRCUIT SIZE	KEY OPTION	DIM A	DIM B	DIM C	DIM D
172299-1304	BLACK	4	KEY A	3.50	10.60	1.75	8.50
172299-1306	BLACK	6	KEY A	7.00	14.10	3.50	12.00
172299-1308	BLACK	8	KEY A	10.50	17.60	5.25	15.50
172299-1310	BLACK	10	KEY A	14.00	21.10	7.00	19.00
172299-1312	BLACK	12	KEY A	17.50	24.60	8.75	22.50
172299-1314	BLACK	14	KEY A	21.00	28.10	10.50	26.00
172299-1316	BLACK	16	KEY A	24.50	31.60	12.25	29.50
172299-2304	NATURAL	4	KEY B	3.50	10.60	1.75	8.50
172299-2306	NATURAL	6	KEY B	7.00	14.10	3.50	12.00
172299-2308	NATURAL	8	KEY B	10.50	17.60	5.25	15.50
172299-2310	NATURAL	10	KEY B	14.00	21.10	7.00	19.00
172299-2312	NATURAL	12	KEY B	17.50	24.60	8.75	22.50
172299-2314	NATURAL	14	KEY B	21.00	28.10	10.50	26.00
172299-2316	NATURAL	16	KEY B	24.50	31.60	12.25	29.50

QUALITY SYMBOLS
= 0

THIS DRAWING CONTAINS INFORMATION THAT IS PROPRIETARY TO MOLEX ELECTRONIC TECHNOLOGIES, LLC AND SHOULD NOT BE USED WITHOUT WRITTEN PERMISSION

EC NO: 170023
DRWN: PPEREZ03 2017/02/24
CHK'D: RHODGE 2016/03/30
APPR:
REV B8

GENERAL TOLERANCES (UNLESS SPECIFIED)
ANGULAR TOL ± °
4 PLACES ±
3 PLACES ±
2 PLACES ± 0.25
1 PLACE ± 0.5
0 PLACES ±
DRAFT WHERE APPLICABLE MUST REMAIN WITHIN DIMENSIONS

DIMENSION UNITS: MM
SCALE: 4:1
DRWN BY: DROSCA DATE: 2014/03/04
CHK'D BY: DATE:
APPR BY: JCOMERCI DATE: 2014/04/24
DRAWING SIZE: D
THIRD ANGLE PROJECTION

molex®

ULTRA-FIT VERT HEADER
4-16 CKTS DUAL ROW WITH SOLDER CLIP

PRODUCT CUSTOMER DRAWING

SERIES	MATERIAL NUMBER	CUSTOMER
172299		GENERAL MARKET

DOCUMENT NUMBER	DOC TYPE	DOC PART	SHEET NUMBER
SD-172299-1000	PSD	000	2 OF 2

RELEASE STATUS		RELEASE DATE	

Unikeyic Electronics

Global Electronic Components Distributor

Click to view pricing, inventory, delivery, and lifecycle information:

molex:

347072012 347910140 528061110 0194360214 355240920 357470310 459850483 0351510214 0477256010 194290039 197054301 347928042 502584-0870 502584-1060 502585-0370 349672001 464373005 503988100 528520870 351820290 34708-2028 502380-0800 528523070 197134001 348242245 348268126 5023860371 0464363133 194290026 194270031