■ Features

- High rated current for circuit design.
- Design by special lead wire to prevent open circuit failure.
- Low cost with rugged reliability and performance fixed inductor.
- Operating temperature:-40℃ ~ +125℃.

■ Applications

- TVs and Audio equipment.
- Notebook,Inkjet printer,Copying machine,Display monitor,Cellular phone.
- Switching Power Supply.
- Excellent as DC/DC converter boost or buck inductor.

■ Product Identification

YDPK □□□□ – □□□ □

(1) (2) (3) (4)

(1) ：Type

(2) ：Dimensions

(3) ：Inductance value

(4)：Inductance Tolerance：N=±30%,M=±20%，K=±10%

■ Shapes and Dimensions (Unit：mm)

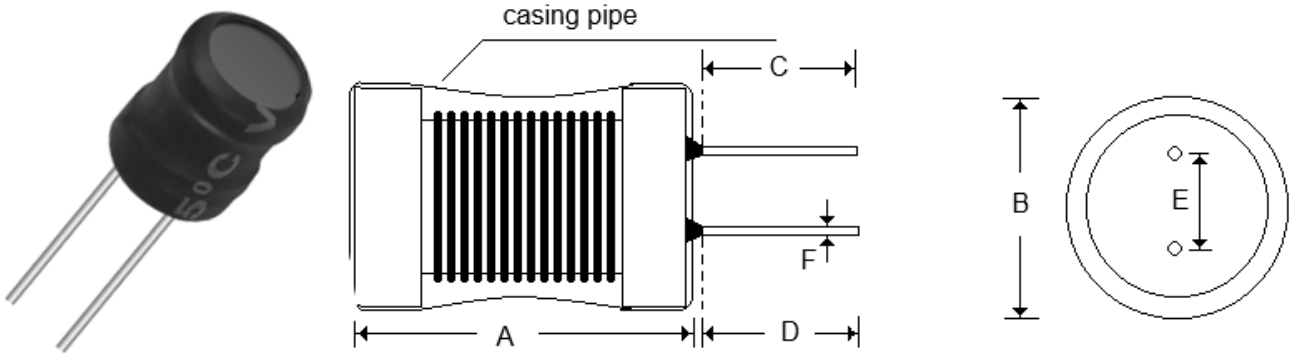

TYPE	A Max.	B Max.	C	D	E	F
YDPK0608	11.0	8.0	5.0±0.5	5.0±0.5	3.0±0.5	0.6±0.1

■ Electrical specification

Part Number	Inductance (uH)	Test Frequency	Max.DCR (mΩ)	Isat (A)
YDPK0608-5R0MIN	5.0 Min	1KHz/0.25V	55	3.0

※ Design as Customer's Requested Specifications.

■ Reliability test

NO.	Items	Test Methods	Requirements
1	Lead terminalstrength	A static pulling force of 5N in a direction parallel tothe lead terminals for 60±5 seconds.	No terminal breakage orloosening.
2	Resistance tosoldering heattest	Fix the samples on a 1.6mm thickness PCB,then dip thesample leads into a soldering bath of 270±5℃ up tothe PCB for 5±1 seconds.	No significant abnormality inappearance.Deviation relative toinitial value:L:Within ±10%
3	Solder abilitytest	Immerse the terminal in flux for 5 seconds. Then dipthe terminal into a soldering bath of 245±5℃ for 2±0.5 seconds.	At least 90% of terminalelectrode is covered by newsolder.
4	Humidity test	Temperature:40℃±2℃ Humidity :90%～95%RH Duration:96±4 Hours	No significant abnormality inappearance.Deviation relative toinitial value:L:Within ±10%
5	Hightemperaturestroage test	Emperature:85℃±2℃ Duration :96±4 Hours	No significant abnormality inappearance.Deviation relative toinitial value:L:Within ±10%
6	Lowtemperaturestorage test	Temperature :-25℃±2℃ Time:96±4 Hours	No significant abnormality inappearance.Deviation relative toinitial value:L:Within ±10%
7	Thermal shocktest	First -25±5℃ for 30±3 minutes，last 85±5 ℃ 30±3minutes as 1 cycles. Go through 10 cycles.	No significant abnormality inappearance.Deviation relative toinitial value:L:Within ±10%

■ Soldering Conditions

Wave Soldering:

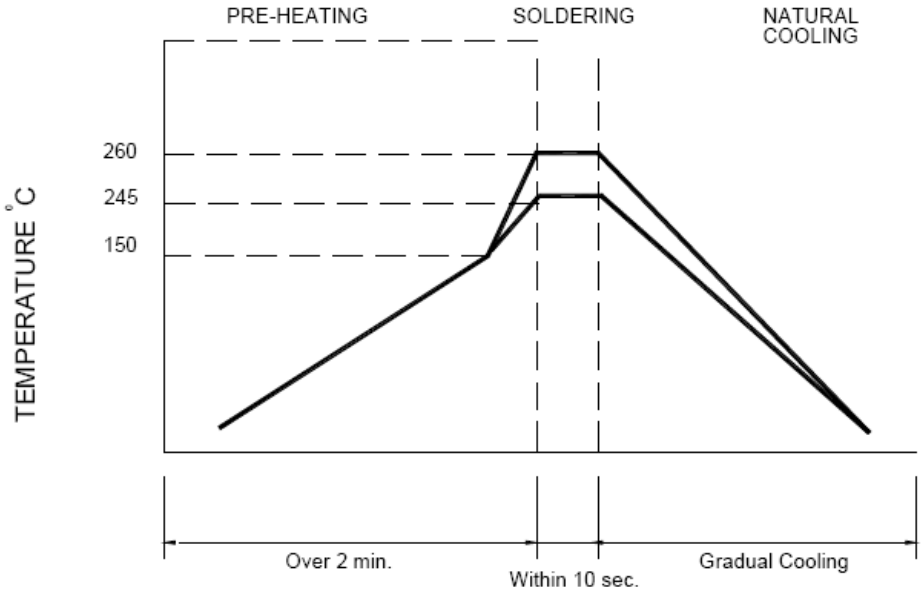

Note:

Never contact the ceramic with the iron tip

1.0mm tip diameter(max)

■ Material list

NO	ITEM	DESCRIPTION	SUPPLIER	RATING	UL FILE
1	Core	DR2W 6×8	SUNRISE		
		OR EQUIVALENT			
2	Wire	QA-1 Φ0.40mm	JINYAN	155℃	E238500
		OR EQUIVALENT			
3	TUBE	T-2 UL(Black)	QUNAITAI	125℃	E227336
		OR EQUIVALENT			
4	PIN	CP Φ0.6mm	BAICHUAN		
REMARK:					

■ Package specification

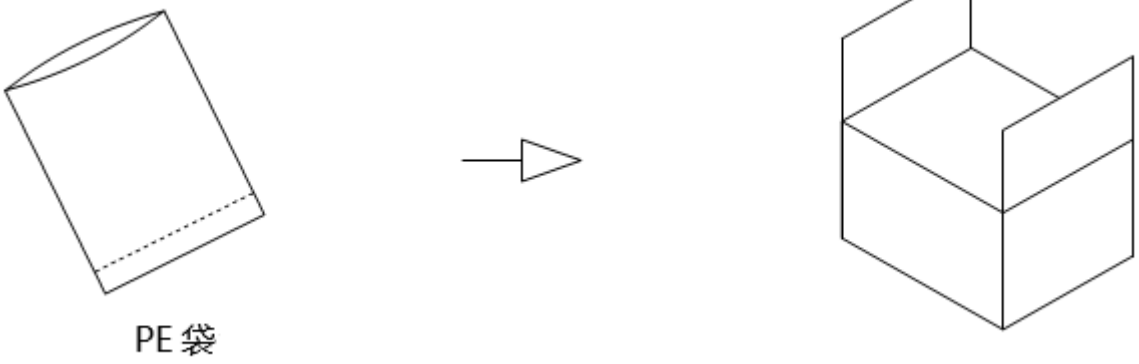

Type	Quantity(pcs)			Remark
	Bag	Inside box	Outer box	
YDPK0608	500	5000	10000	