

2X01P

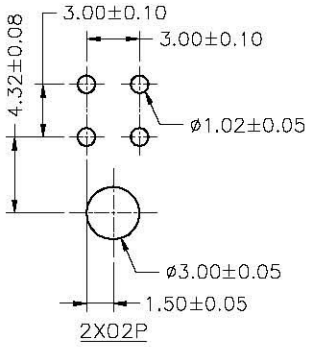

2X02P

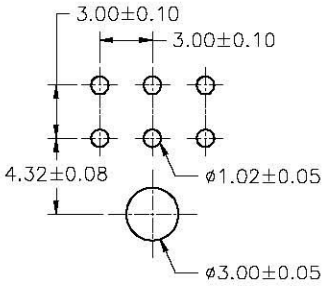

2X03P

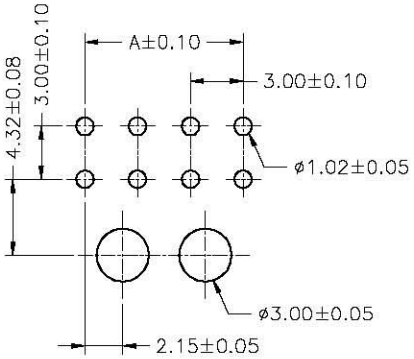

2X04~2X12P

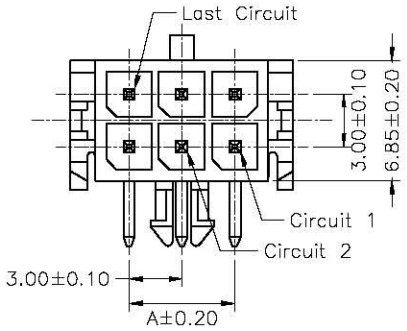

P.C.B LAYOUT

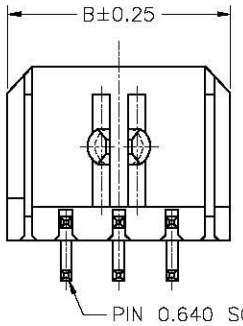

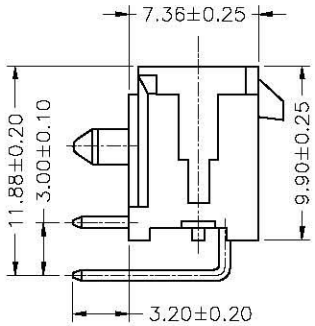

SPECIFICATIONS
Current Rating: 5A AC,DC
Voltage Rating: 250V AC,DC
Temperature Range: −45°C ~ +85°C
Contact Resistance: 10mΩ Max
Insulation Resistance: 1000MΩ Min
Withstanding Voltage: 1500V AC/minute
Pin Material: Brass/Tin−plated
Material: PA46 UL94V-0
Color: Natural(Black)

Ordering Information & Dimensions

PART NO.	Dimensions	
	A	B
C3030WR−2X01P	−−−	6.65
C3030WR−2X02P	3.00	9.65
C3030WR−2X03P	6.00	12.65
C3030WR−2X04P	9.00	15.65
C3030WR−2X05P	12.00	18.65
C3030WR−2X06P	15.00	21.65
C3030WR−2X07P	18.00	24.65
C3030WR−2X08P	21.00	27.65
C3030WR−2X09P	24.00	30.65
C3030WR−2X10P	27.00	33.65
C3030WR−2X11P	30.00	36.65
C3030WR−2X12P	33.00	39.65

REV.	DESCRIPTION	DATE
B1	REVISE	2008.12.30
B0	NEW RELEASE	2005.12.14

L&X 深圳市连欣科技有限公司

UNIT	SCALE	SHEET
mm		1 of 1

DRAWN BY	APPROVED BY
董正一 2001.02.01	董正一 2001.02.01

GENERAL TOLERANCE
X.X±0.25
X.XX±0.15
X.XXX±0.05
ANGLE±

TITLE: 3.00mm PITCH 90°WAFER, MICRO-FIT

DRAW NO.: XDWF-C3030WR-**P

REV. B1

Unikeyic Electronics

Global Electronic Components Distributor

Click to view pricing, inventory, delivery, and lifecycle information:

szlianxin:

WAFER MX3.0 XDWF-C3030WR-2*10P WAFER MX3.0 XDWF-C3030WV-2*2P XDCR-1220-006
XDPF-0205-20S APCI0085-P005A APCI0164-P001A XDDB-1809-0816 51146 SCT1254WR-S-6P
WAFER MX3.0 XDWF-C3030WR-2*6P XDFH-0259-2*13P APCI0107-P001A
WAFER MX3.0 XDWF-C3030WV-2*7P XDFH-0254-2*7P XDWF-0910-05P HDMI AF XDHF-1901-0150
WAFER MX3.0 XDWF-C3030WR-2*3P WAFER XH2.54 XDWF-2500-06P XDFH-0254-2*11P
XDFH-0254-2*12P 20455-030E-12 MINI PCI XDAP-0528-049 WAFER PH2.0 XDWF-0920-04P
WAFER XH2.54 XDWF-2501-02P XDFH-0259-2*12P 51146 SCT1254WR-S-3P SIM 6PIN XDSM-06185-0412
WAFER XH2.54 XDWF-2500-02P WAFER1.25 XDWF-1251-05P XDFH-0259-2*4P XDJK-0051-025