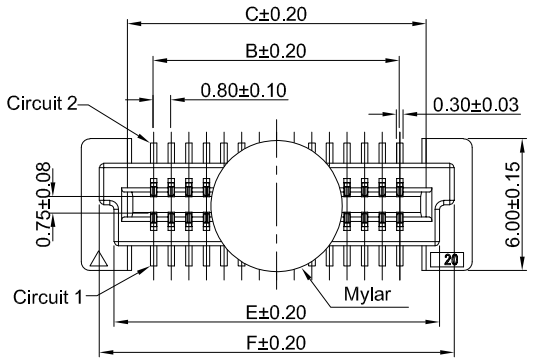

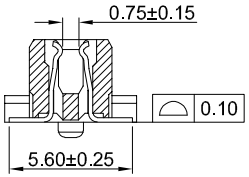

SECTION A-A

G-Switch Specification:

1.Current rated: 0.5A AC/DC
2. Voltage rating:100V AC/DC
3.Withstanding voltage: 500V AC
4.Contact resistance: 30mΩ Max.
5.Insulation resistance: 500MΩ min
6.Durability cycle: 50 Cycles
7.Removal force: 0.01kgf/Pin min
8.Operating temperature range: -40°C ~ +105°C

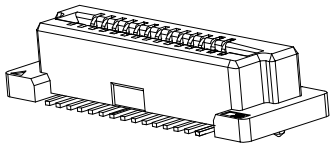



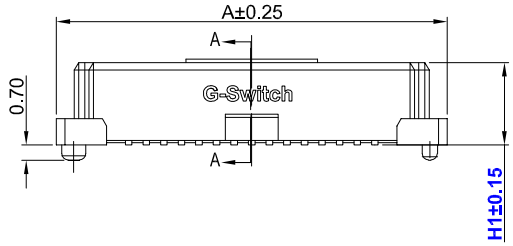

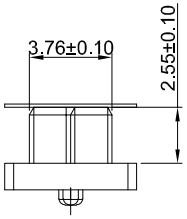

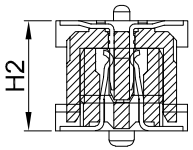

MATING HEIGHT

GT-B0805 F S V 37 -XX X XX 01

- **G-Switch**
- **Series No**
- **F-Female**
- **Termipoint** S-SMT
- **ANGLE** V-180°
- **Height** 37-3.70mm
- **Pin Q' PY** 20~200
- **Housing Colour** S-Nature
- **Terminal Plating** 11-ALL G/F

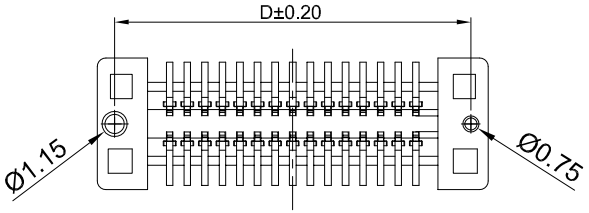

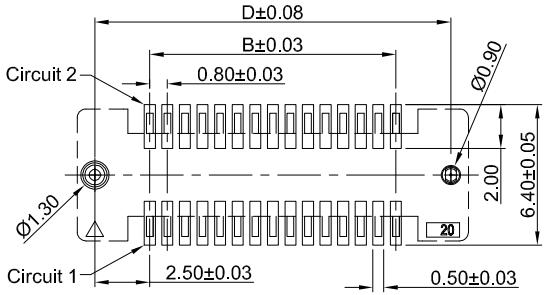

PCB REFERENCE DIAGRAM
TOLERANCE:±0.05

MATING HEIGHT(H2)	PLUG (H.mm)	SOCKET (H1.mm)	MATING HEIGHT	PLUG (H.mm)	SOCKET (H1.mm)
5.00	4.70	3.70	13.00	4.70	11.70
6.00	5.70	3.70	14.00	5.70	11.70
7.00	6.70	3.70	15.00	6.70	11.70
8.00	7.70	3.70	16.00	7.70	11.70
9.00	4.70	7.70	17.00	4.70	15.70
10.00	5.70	7.70	18.00	5.70	15.70
11.00	6.70	7.70	19.00	6.70	15.70
12.00	7.70	7.70	20.00	7.70	15.70

NO.	PART NAME	MATERIAL	REMARK
2	CONTACT	PHOSPHOR BRONZE	ALL G/F
1	HOUSING	LCP,94V-0	Nature

Ordering Information:

Circuit	Dimensions(mm)					
	A	B	C	D	E	F
20	13.80	7.20	9.60	12.20	10.80	12.15
30	17.80	11.20	13.60	16.20	14.80	16.15

Pb Process Capable RoHS Compliant EU RoHS Standards

Compliant Halogen Free

SCALE: 1:1	UNIT: mm	Title: BTB 0.80mm Pitch 180° Dual Rows SMT Type Female Connector	
SIZE: A4			
Unless otherwise General Tolerance: X ±0.40, X.x ±0.30, X.xx ±0.20, X° ±5°, X.x° ±3°		Model Code: GT-B0805FSV37-XXXXX01	
DRAWN	CHECKED	APPROVED	DATE
Hu	Chen	Chen	2022.12.28

品赞科技 b-Switch www.dg-switch.com

REV: A0 SHEET: 1/2

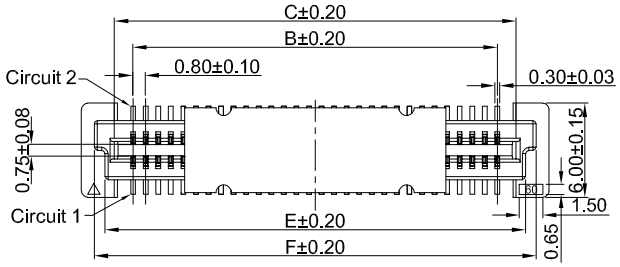

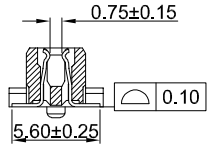

SECTION A-A

G-Switch Specification:

1.Current rated: 0.5A AC/DC
2. Voltage rating:100V AC/DC
3.Withstanding voltage: 500V AC
4.Contact resistance: 30mΩ Max.
5.Insulation resistance: 500MΩ min
6.Durability cycle: 50 Cycles
7.Removal force: 0.01kgf/Pin min
8.Operating temperature range: -40°C ~ +105°C

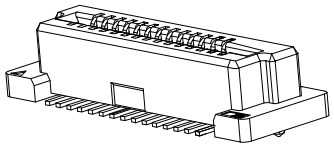



GT-B0805 F S V 37-XX X XX 01

- **G-Switch**
- **Series No**
- **F-Female**
- **Termipoint** S-SMT
- **ANGLE** V-180°
- **Height** 37-3.70mm
- **Pin Q' PY** 20~200
- **Housing Colour** S-Nature
- **Terminal Plating** 11-ALL G/F

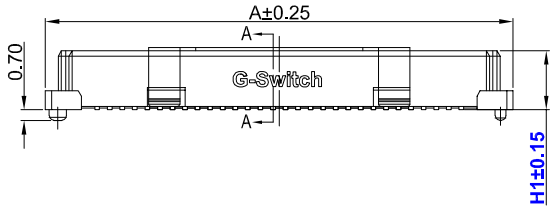

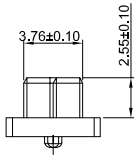

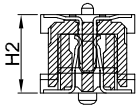

MATING HEIGHT

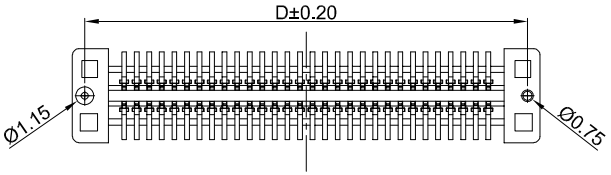

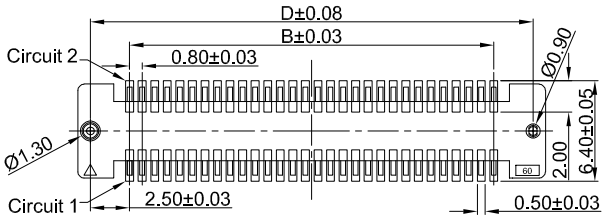

PCB REFERENCE DIAGRAM
TOLERANCE:±0.05

MATING HEIGHT(H2)	PLUG (H.mm)	SOCKET (H1.mm)	MATING HEIGHT	PLUG (H.mm)	SOCKET (H1.mm)
5.00	4.70	3.70	13.00	4.70	11.70
6.00	5.70	3.70	14.00	5.70	11.70
7.00	6.70	3.70	15.00	6.70	11.70
8.00	7.70	3.70	16.00	7.70	11.70
9.00	4.70	7.70	17.00	4.70	15.70
10.00	5.70	7.70	18.00	5.70	15.70
11.00	6.70	7.70	19.00	6.70	15.70
12.00	7.70	7.70	20.00	7.70	15.70

NO.	PART NAME	MATERIAL	REMARK
3	SPCC	SUS	NI
2	CONTACT	PHOSPHOR BRONZE	ALL G/F
1	HOUSING	LCP,94V-0	Nature

Ordering Information:

Circuit	Dimensions(mm)					
	A	B	C	D	E	F
40	21.80	15.20	17.60	20.20	18.80	20.15
50	25.80	19.20	21.60	24.20	22.80	24.15
60	29.80	23.20	25.60	28.20	26.80	28.15
80	37.80	31.20	33.60	36.20	34.80	36.15
100	45.80	39.20	41.60	44.20	42.80	44.15
120	53.80	47.20	49.60	52.20	50.80	52.15
140	61.80	55.20	57.60	60.20	58.80	60.15
160	69.80	63.20	65.60	68.20	66.80	68.15
180	77.80	71.20	73.60	76.20	74.80	76.15
200	85.80	79.20	81.60	84.20	82.80	84.15

Pb Process Capable RoHS Compliant EU RoHS Standards

Compliant Halogen Free

SCALE: 1:1	UNIT: mm	Title:	BTB 0.80mm Pitch 180° Dual Rows SMT Type Femate Connector
SIZE: A4			
Unless otherwise General Tolerance:		Model Code:	GT-B0805FSV37-XXXXX01
X ±0.40			
X.x ±0.30			
X.xx ±0.20			
X° ±5°			
X.x° ±3°			

DRAWN	CHECKED	APPROVED	DATE
Hu	Chen	Chen	2022.12.28

品赞科技 G-Switch www.dg-switch.com

REV: A0 SHEET: 2/2