Features

- Low forward and reverse recovery times.



SOT23

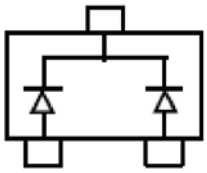
Equivalent Circuit

Absolute Maximum Ratings(T_A=25℃)

Symbol	Parameter	Value	Uniat
V_{RRM}	Peak Repetitive Peak Reverse Voltage	30	V
V_{RWM}	Working Peak Reverse Voltage		
V_R	DC Blocking Voltage		
I_{FM}	Forward Continuous Current	200	mA
I_{FSM}	Non-repetitive Peak Forward Surge Current@8.3mS	600	mA
I_{FRM}	Repetitive peak forward surge current	300	mA
P_d	Power Dissipation	200	mW
$R_{\theta JA}$	Thermal Resistance From Junction To Ambient	400	℃/W
T_J	Operation Junction Temperature Range	-40~+125	℃
T_{stg}	Storage Temperature Range	-55~+150	℃

Electrical Characteristics (T_A=25℃ unless otherwise specified)

Symbol	Parameter	Test conditions	Min	Typ	Max	Unit
$V_{(BR)}$	Reverse breakdown voltage	I_R=100μA	30			V
I_R	Reverse current	V_R=25V			2	μA
V_F	Forward voltage	I_F=0.1mA			0.24	V
		I_F=1mA			0.32	V
		I_F=10mA			0.40	V
		I_F=30mA			0.50	V
		I_F=100mA			1.0	V
C_D	Diode capacitance	V_R=1V, f=1MHz			10	pF
t_{rr}	Reverse recovery time	I_F=I_R=10mA,Irr=0.1XI_R,R_L=100Ω			5	nS

Ordering information

Product ID	Marking	Naming rule	Pack	Qty(PCS)
BAT54C	KL3	BAT54C 产品名称 product name	SOT23	3000

Typical Characteristics

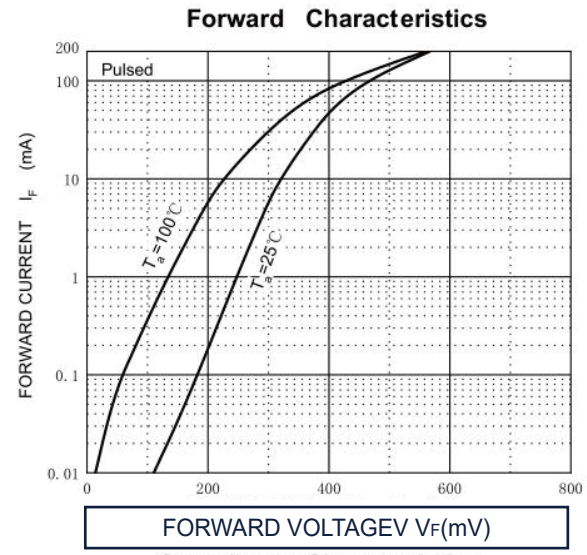

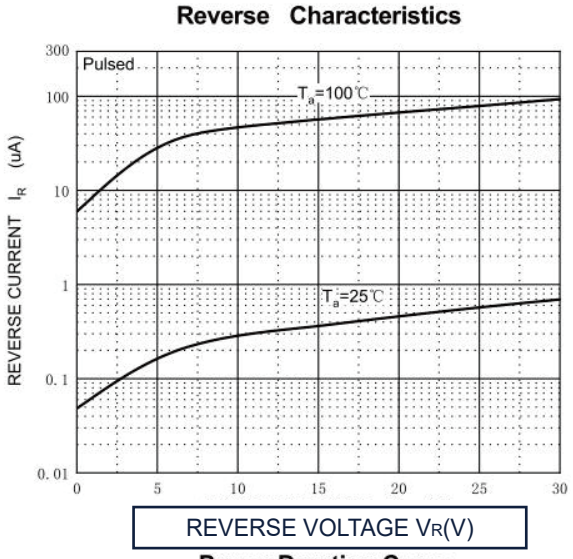

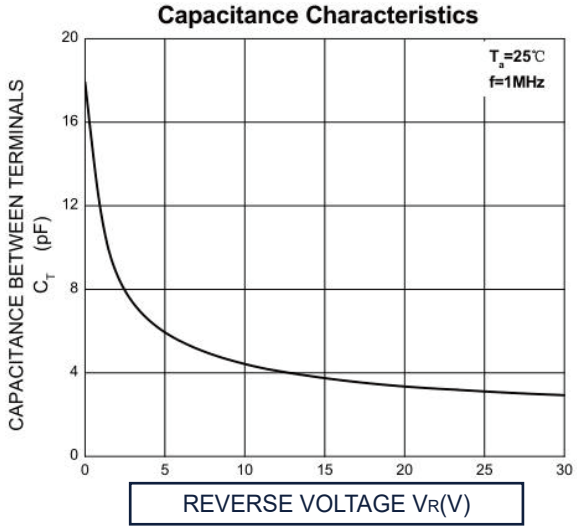

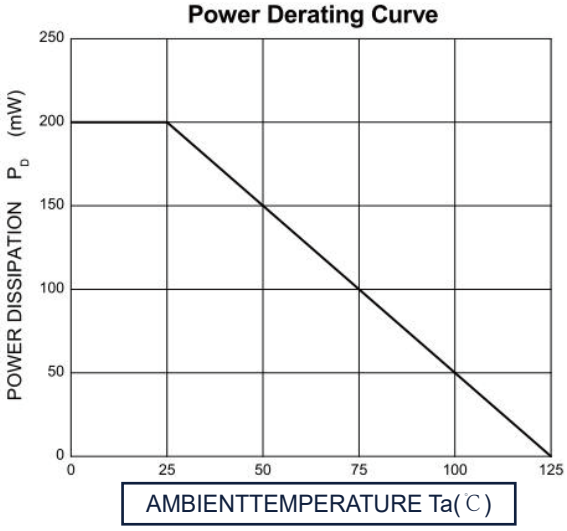

SOT23 Package Outline Dimensions

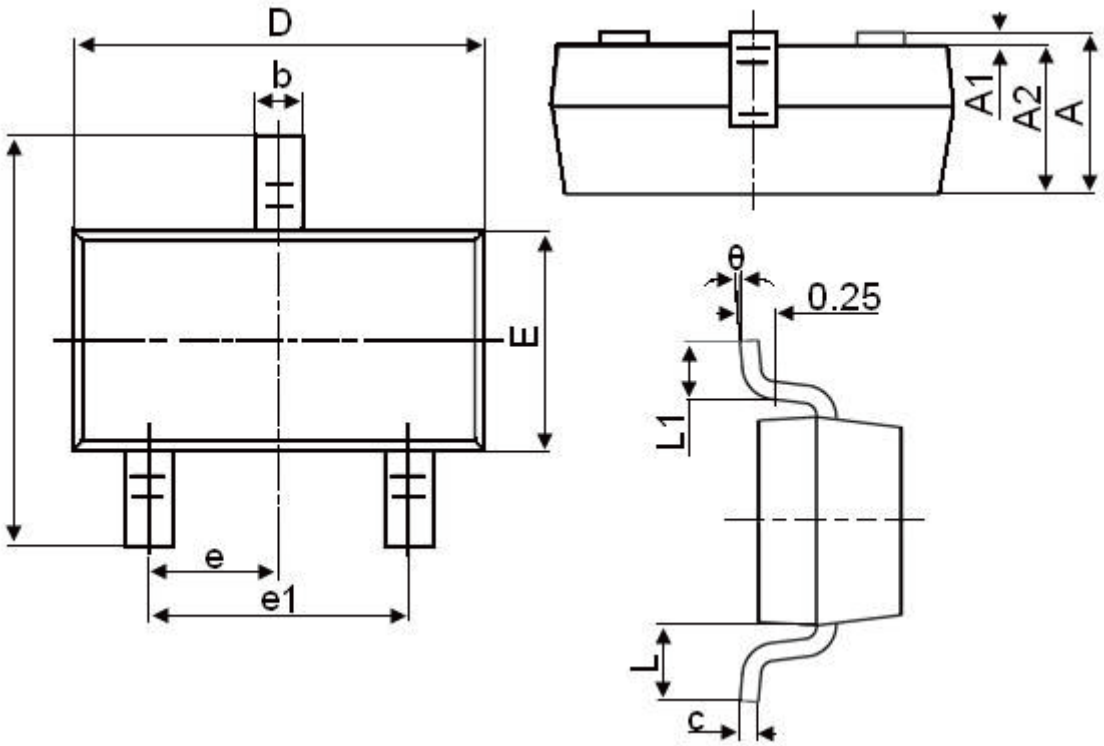

Symbol	Dimensions in Millimeters	
	mm	
	Min	Max
A	0.900	1.150
A1	0.000	0.100
A2	0.900	1.050
b	0.300	0.500
c	0.080	0.150
D	2.800	3.000
E	1.200	1.400
E1	2.250	2.550
e	0.950TYP	
e1	1.800	2.000
L	0.550REF	
L1	0.300	0.500
θ	0°	8°