RB218T-40NZC9
Schottky Rectifier Diodes

Features

Low power loss,high efficiency.

High surge capacity

For use in low voltage,high frequency inverters,

free wheeling,and polarity protection applications.

Metal silicon junction,majority carrier conduction.

High current Capability,low forward voltage drop.

Guard ring for over voltage protection.



TO-220F
(ITO-220AB-3)

PIN CONNECTIONS

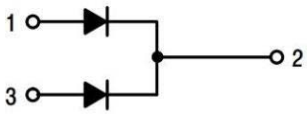

Absolute Maximum Ratings (T_C=25°C)

Parameter		Symbol	Limit	Unit
Maximum Recurrent Peak Reverse Voltage		V_{RRM}	45	V
Maximum RMS Voltage		V_{RMS}	31.5	V
Maximum DC Blocking Voltage		$V_{R(DC)}$	45	V
Maximum Average Forward Current		$I_{F(AV)}$	20	A
Peak Forward Surge Current:8.3ms single half sine-wave superimposed on rated load (JEDEC method)		I_{FSM}	175	A
Maximum Forward Voltage at 10A per leg		V_F	0.65	V
Maximum DC Reverse Current at Rated DC Blocking Voltage	Tj=25°C	I_R	0.1	mA
	Tj=125°C		20	mA
Maximum Operating Junction Temperature		T_j	150	°C
Storage Temperature		T_{stg}	-55~+ 150	°C
Typical Thermal Resistance		$R_{\theta JC}$	1.4	°C/W

Typical Characteristics

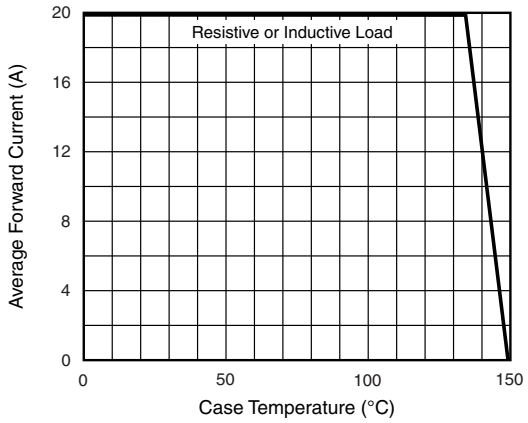

Fig. 1 - Forward Derating Curve (Total)

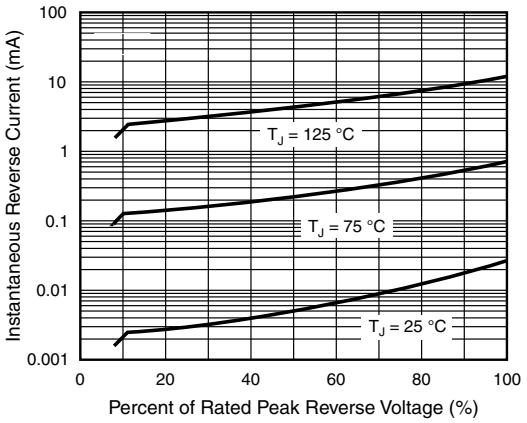

Fig. 4 - Typical Reverse Characteristics Per Diode

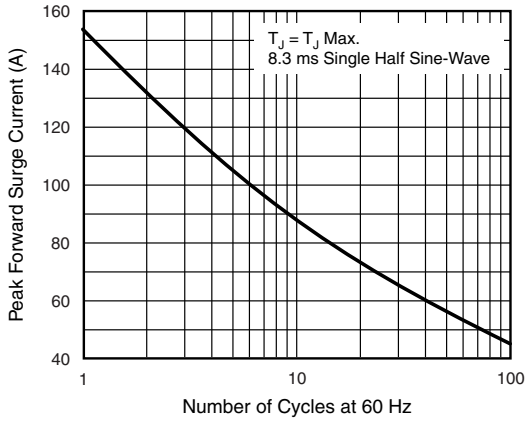

Fig. 2 - Maximum Non-Repetitive Peak Forward Surge Current Per Diode

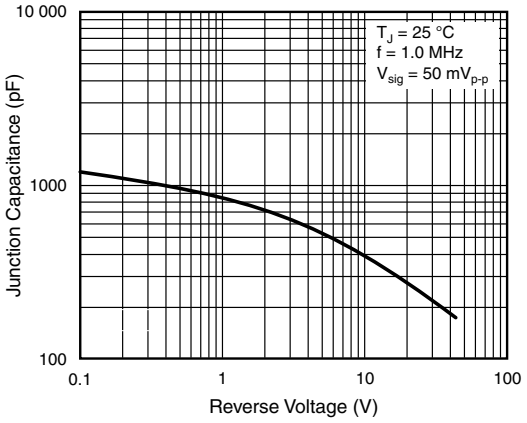

Fig. 5 - Typical Junction Capacitance Per Diode

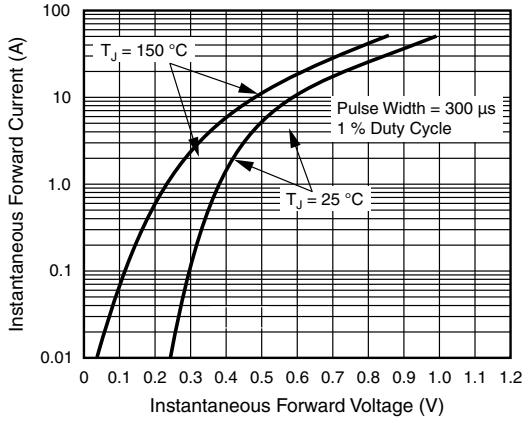

Fig. 3 - Typical Instantaneous Forward Characteristics Per Diode

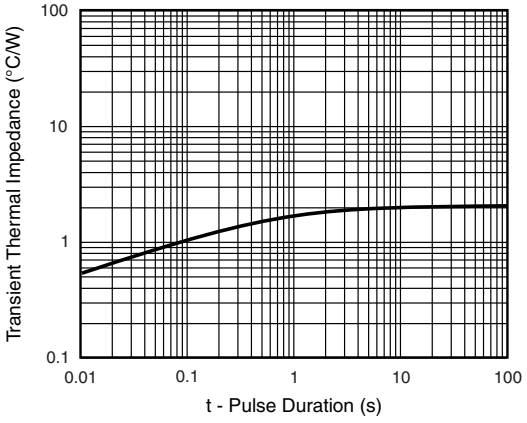

Fig. 6 - Typical Transient Thermal Impedance Per Diode

TO-220F(ITO-220AB-3) Package Information

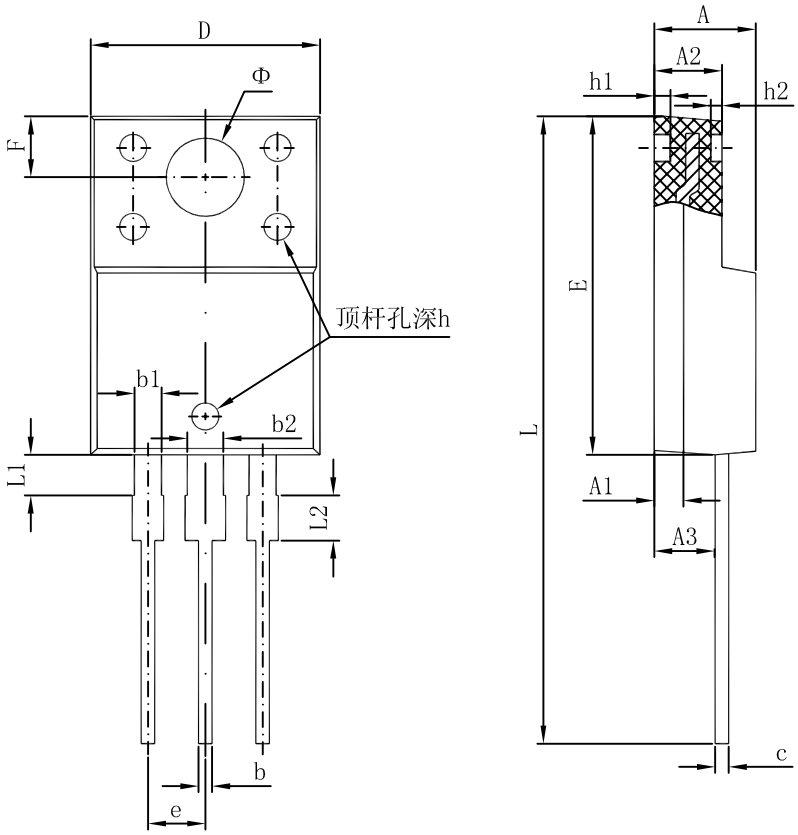

Symbol	Dimensions In Millimeters		Dimensions In Inches	
	Min.	Max.	Min.	Max.
A	4.300	4.700	0.169	0.185
A1	1.300 REF.		0.051 REF.	
A2	2.800	3.200	0.110	0.126
A3	2.500	2.900	0.098	0.114
b	0.500	0.750	0.020	0.030
b1	1.100	1.350	0.043	0.053
b2	1.500	1.750	0.059	0.069
c	0.500	0.750	0.020	0.030
D	9.960	10.360	0.392	0.408
E	14.800	15.200	0.583	0.598
e	2.540 TYP.		0.100 TYP.	
F	2.700 REF.		0.106 REF.	
Φ	3.500 REF.		0.138 REF.	
h	0.000	0.300	0.000	0.012
h1	0.800 REF.		0.031 REF.	
h2	0.500 REF.		0.020 REF.	
L	28.000	28.400	1.102	1.118
L1	1.700	1.900	0.067	0.075
L2	1.900	2.100	0.075	0.083

Attention

■ Any and all HUA XUAN YANG ELECTRONICS products described or contained herein do not have specifications that can handle applications that require extremely high levels of reliability, such as life-support systems, aircraft's control systems, or other applications whose failure can be reasonably expected to result in serious physical and/or material damage. Consult with your HUA XUAN YANG ELECTRONICS representative nearest you before using any HUA XUAN YANG ELECTRONICS products described or contained herein in such applications.

■ HUA XUAN YANG ELECTRONICS assumes no responsibility for equipment failures that result from using products at values that exceed, even momentarily, rated values (such as maximum ratings, operating condition ranges, or other parameters) listed in products specifications of any and all HUA XUAN YANG ELECTRONICS products described or contained herein.

■ Specifications of any and all HUA XUAN YANG ELECTRONICS products described or contained herein stipulate the performance, characteristics, and functions of the described products in the independent state, and are not guarantees of the performance, characteristics, and functions of the described products as mounted in the customer's products or equipment. To verify symptoms and states that cannot be evaluated in an independent device, the customer should always evaluate and test devices mounted in the customer's products or equipment.

■ HUA XUAN YANG ELECTRONICS CO.,LTD. strives to supply high-quality high-reliability products. However, any and all semiconductor products fail with some probability. It is possible that these probabilistic failures could
give rise to accidents or events that could endanger human lives, that could give rise to smoke or fire, or that could cause damage to other property. When designing equipment, adopt safety measures so that these kinds of accidents or events cannot occur. Such measures include but are not limited to protective circuits and error prevention circuits for safe design, redundant design, and structural design.

■ In the event that any or all HUA XUAN YANG ELECTRONICS products(including technical data, services) described or contained herein are controlled under any of applicable local export control laws and regulations, such products must not be exported without obtaining the export license from the authorities concerned in accordance with the above law.

■ No part of this publication may be reproduced or transmitted in any form or by any means, electronic or mechanical, including photocopying and recording, or any information storage or retrieval system, or otherwise, without the prior written permission of HUA XUAN YANG ELECTRONICS CO.,LTD.

■ Information (including circuit diagrams and circuit parameters) herein is for example only ; it is not guaranteed for volume production. HUA XUAN YANG ELECTRONICS believes information herein is accurate and reliable, but no guarantees are made or implied regarding its use or any infringements of intellectual property rights or other rights of third parties.

■ Any and all information described or contained herein are subject to change without notice due to product/technology improvement, etc. When designing equipment, refer to the "Delivery Specification" for the HUA XUAN YANG ELECTRONICS product that you intend to use.

Unikeyic Electronics

Global Electronic Components Distributor

Click to view pricing, inventory, delivery, and lifecycle information:

HXY MOSFET:

HLY323BC1524L HSEN2411D3 TPSMB100CA-VR ESD5L5.0C-HXY HESD36VD3B HPTVSUC3D5VB 60N06 HCEZ36V,L3F HSG3D15B3.3MA AQ15C-01FTG AZ4836-01L ESD5LM5.0C-HXY PESDSC2FD5VU RLSD32A121V TPSMB28A-VR HRCLAMP3371ZCTFT HSTS521050B331 PJEC5V0M1FN2 PJSD24CW_R1 HESDSLC3V3D3B HSD15C.TCT PESDLC2FD3V3BH PESDNC2XD5VBF PESDNC2XD5VBL AZ4007-01H HAZ4007-01H HSEN3611D3 LM393DR-HXY BV05C-H HACPDQC5V0-HF