Features

Fast Switching Speed.
High Conductance.
For General Purpose Switching Applications.
Surface Mount Package Ideally Suited for Automatic Insertion.



Pin 1

SOT-363

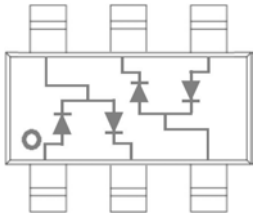

Pin 1

Package Marking and Ordering Information

Product ID	Pack	Marking	Qty(PCS)
BAS70DW-04-7-F	SOT-363	K1	3000

Maximum Ratings (Ta=25°C unless otherwise noted)

Symbol	Parameter	Value	Unit
V_R	Reverse Voltage	75	V
V_{RRM}	Reverse Voltage	85	V
I_F	Forward Current	150	mA
I_{FRM}	Repetitive Peak Forward Current	0.45	A
I_{FSM}	Non-repetitive Peak Forward Surge Current@8.3mS	2.5	A
P_d	Power Dissipation	200	mW
$R_{\Theta JA}$	Thermal Resistance From Junction To Ambient	625	°C/W
T_J	Operation Junction Temperature Range	-40~+150	°C
T_{STG}	Storage Temperature Range	-55~+150	°C

Electrical Characteristics (Ta=25°C unless otherwise noted)

Symbol	Parameter	Test conditions	Min	Max	Unit
$V_{(BR)}$	Reverse breakdown voltage	I_R=100μA	70		V
I_R	Reverse current	V_R=75V		1	μA
V_F	Forward voltage	I_F=1mA		0.715	V
		I_F=10mA		0.855	V
		I_F=50mA		1	V
		I_F=150mA		1.25	V
C_T	Capacitance between terminals	V_R=0V, f=1MHz		1.5	pF
t_{rr}	Reverse recovery time	I_F=I_R=10mA,I_{rr}=0.1XI_R,R_L=100Ω		6	nS

Typical Characteristics

Forward Characteristics

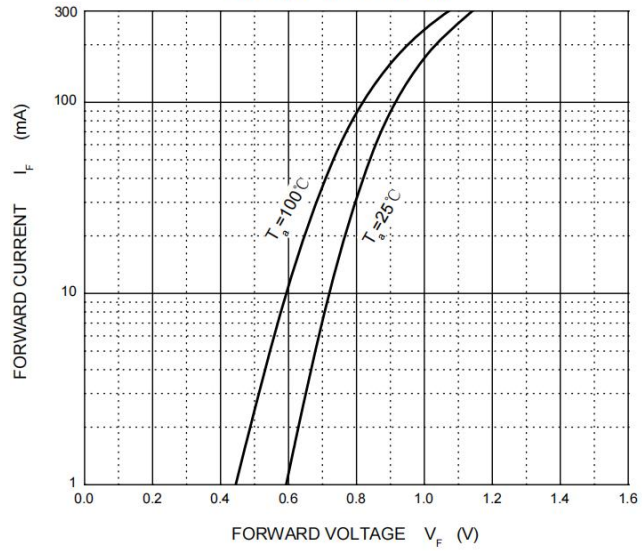

Reverse Characteristics

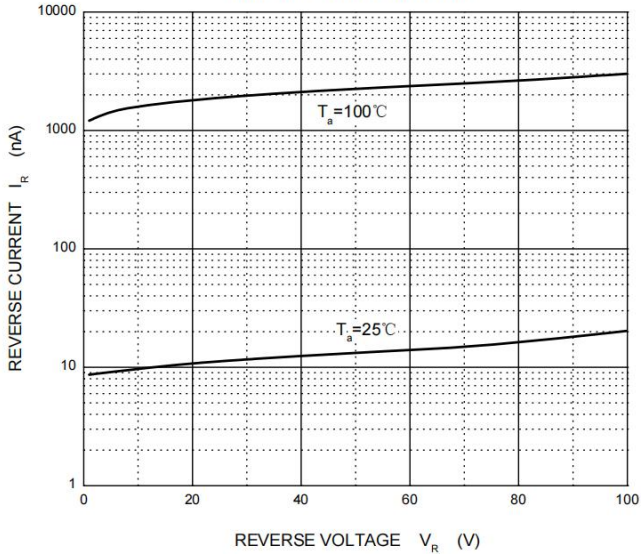

Capacitance Characteristics

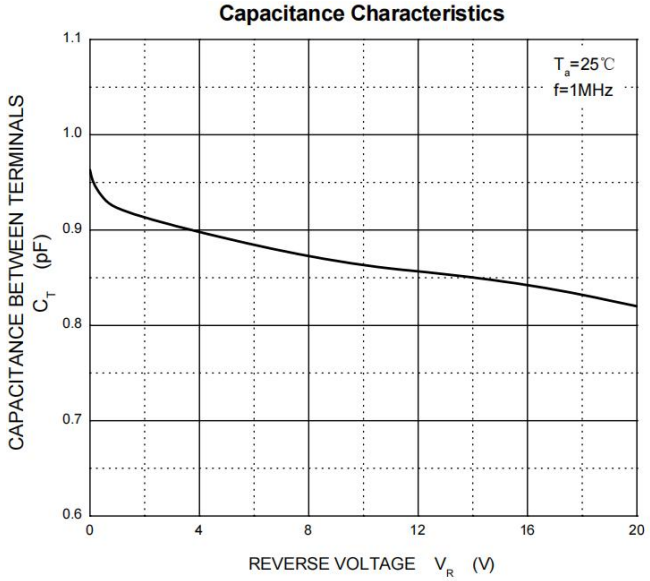

Power Derating Curve

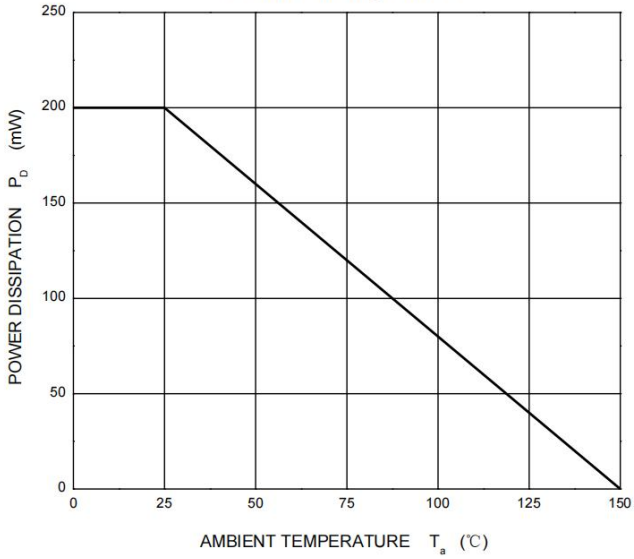

SOT-363 Package Outline Dimensions

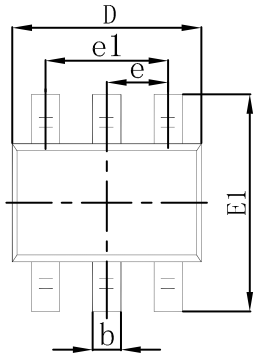

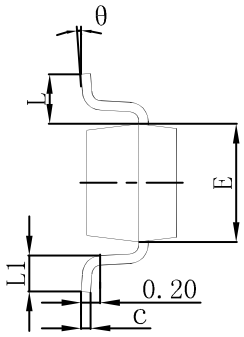

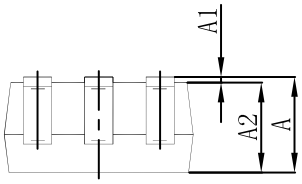

Symbol	Dimensions In Millimeters		Dimensions In Inches	
	Min	Max	Min	Max
A	0.900	1.100	0.035	0.043
A1	0.000	0.100	0.000	0.004
A2	0.900	1.000	0.035	0.039
b	0.150	0.350	0.006	0.014
c	0.100	0.150	0.004	0.006
D	2.000	2.200	0.079	0.087
E	1.150	1.350	0.045	0.053
E1	2.150	2.400	0.085	0.094
e	0.650 TYP		0.026 TYP	
e1	1.200	1.400	0.047	0.055
L	0.525 REF		0.021 REF	
L1	0.260	0.460	0.010	0.018
θ	0°	8°	0°	8°

SOT-363 Suggested Pad Layout

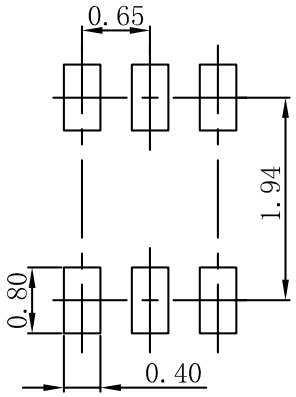

Note:
1.Controlling dimension:in millimeters.
2.General tolerance:± 0.05mm.
3.The pad layout is for reference purposes only.

Attention

■ Any and all HUA XUAN YANG ELECTRONICS products described or contained herein do not have specifications that can handle applications that require extremely high levels of reliability, such as life-support systems, aircraft's control systems, or other applications whose failure can be reasonably expected to result in serious physical and/or material damage. Consult with your HUA XUAN YANG ELECTRONICS representative nearest you before using any HUA XUAN YANG ELECTRONICS products described or contained herein in such applications.

■ HUA XUAN YANG ELECTRONICS assumes no responsibility for equipment failures that result from using products at values that exceed, even momentarily, rated values (such as maximum ratings, operating condition ranges, or other parameters) listed in products specifications of any and all HUA XUAN YANG ELECTRONICS products described or contained herein.

■ Specifications of any and all HUA XUAN YANG ELECTRONICS products described or contained herein stipulate the performance, characteristics, and functions of the described products in the independent state, and are not guarantees of the performance, characteristics, and functions of the described products as mounted in the customer's products or equipment. To verify symptoms and states that cannot be evaluated in an independent device, the customer should always evaluate and test devices mounted in the customer's products or equipment.

■ HUA XUAN YANG ELECTRONICS CO.,LTD. strives to supply high-quality high-reliability products. However, any and all semiconductor products fail with some probability. It is possible that these probabilistic failures could
give rise to accidents or events that could endanger human lives, that could give rise to smoke or fire, or that could cause damage to other property. When designing equipment, adopt safety measures so that these kinds of accidents or events cannot occur. Such measures include but are not limited to protective circuits and error prevention circuits for safe design, redundant design, and structural design.

■ In the event that any or all HUA XUAN YANG ELECTRONICS products(including technical data, services) described or contained herein are controlled under any of applicable local export control laws and regulations, such products must not be exported without obtaining the export license from the authorities concerned in accordance with the above law.

■ No part of this publication may be reproduced or transmitted in any form or by any means, electronic or mechanical, including photocopying and recording, or any information storage or retrieval system, or otherwise, without the prior written permission of HUA XUAN YANG ELECTRONICS CO.,LTD.

■ Information (including circuit diagrams and circuit parameters) herein is for example only ; it is not guaranteed for volume production. HUA XUAN YANG ELECTRONICS believes information herein is accurate and reliable, but no guarantees are made or implied regarding its use or any infringements of intellectual property rights or other rights of third parties.

■ Any and all information described or contained herein are subject to change without notice due to product/technology improvement, etc. When designing equipment, refer to the "Delivery Specification" for the HUA XUAN YANG ELECTRONICS product that you intend to use.

Unikeyic Electronics

Global Electronic Components Distributor

Click to view pricing, inventory, delivery, and lifecycle information:

HXY MOSFET:

TPSMB100CA-VR AZ4836-01L HESDSLC3V3D3B LM393DR-HXY PESDNC2XD5VBL HSEN3611D3 HSG3D15B3.3MA PESDLC2FD3V3BH PJEC5V0M1FN2 PJSD24CW_R1 HPTVSUC3D5VB HCEZ36V,L3F HRCLAMP3371ZCTFT 60N06 AZ4007-01H ESD5L5.0C-HXY HSTS521050B331 HAZ4007-01H HESD36VD3B HSEN2411D3 PESDNC2XD5VBF RLSD32A121V BV05C-H HACPDQC5V0-HF HSD15C.TCT PESDSC2FD5VU TPSMB28A-VR AQ15C-01FTG ESD5LM5.0C-HXY HLY323BC1524L