Power Relay RM C/D

- **1 pole 30/32 A, 1 form X, double make, NO or 1 form Z, double make + double break, NO + NC**
- **Switching capacity up to 12800VA**
- **DC or AC coil**
- **Push-to-test button**
- **Chassis mount**



Typical applications
Battery chargers, heating control.

Approvals

UL E214025, VDE Cert. No. 40003144
Technical data of approved types on request.

Contact Data

	RMC	RMD
Contact arrangement	1 form Z, 1 NO + 1 NC	1 form X, 1 NO
Rated voltage	400VAC	
Max. switching voltage	440VAC	
Rated current	30A/32A (VDE)	
Limiting making current, max. 20ms	60A	
Switching power	12000VA	
Contact material	AgNi 90/10	
Contact style	single bridging contact	
Min. recommended contact load	24VDC/100mA	
Frequency of operation, with/without load, DC coil	360/6000h^{-1}	
Operate/release time max., DC coil	20/20ms	
Bounce time max., form A/form B, DC coil	4/6ms	

Contact ratings

Type	Contact	Load	Cycles
EN 61810			
RMC/D	X of Z (NO)		
	AgNi DC coil	32A, 400VAC res. 40°C	20x10^3
RMC	Y of Z (NC), AgNi	32A, 400VAC res. 40°C	10x10^3
RMC/D	X of Z (NO)		
	AgNi DC coil	30A, 400VAC res. 50°C	10x10^3
RMC/D	X of Z (NO)		
	AgNi AC coil	30A, 400VAC res. 40°C	10x10^3
UL 508			
RMC/D	X/Y (NO/NC)	30 A, 277 VAC, general purpose 50°C	10x10^3
RMC/D	X/Y (NO/NC)	30 A, 415 VAC, resistive 50°C	10x10^3
RMC/D	X (of Z / NO), AgNi	120 VAC, 0,75 HP 50°C	10x10^3
RMC/D	X/Y (NO/NC)	240 VAC, 2 HP 50°C	6x10^3
Mechanical endurance			
DC coil		10x10^6 operations	
AC coil		10x10^6 operations	

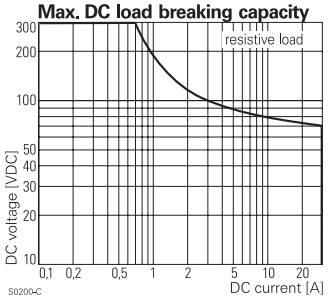

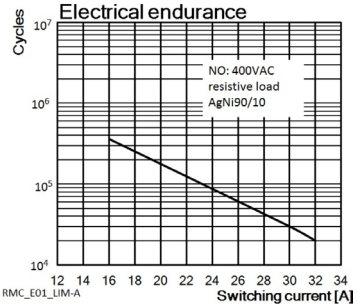

Coil Data

Coil voltage range	6 to 220 VDC 12 to 400 VAC
Operative range, IEC 61810	2
Coil insulation system according UL	class 130 (B)

Coil versions, DC coil

STD	LED bipolar	Coil code PD[3]	LED+ PD[3]	Rated voltage VDC	Coil resistance Ω±10%[1)2)]	Rated coil power W
006	L06	0A6	LA6	6	32	1.1
012	L12	0B2	LB2	12	110	1.3
024	L24	0C4	LC4	24	475	1.2
048	L48	0E8	LE8	48	2000	1.2
060	L60	0G0	LG0	60	2850	1.3
110	M10	1B0	MB0	110	10000[1)]	1.2
221	N21	2C1	NC1	220	40000[2)]	1.2
Operate voltage, DC coil				75% of rated coil voltage		
Release voltage, DC coil				10% of rated coil voltage		

1) Coil resistance ±12%, 2) Coil resistance ±15%.
3) Protection diode PD; standard polarity: +A1 / -A2.
All figures are given for coil without pre-energization, at ambient temperature +23°C.

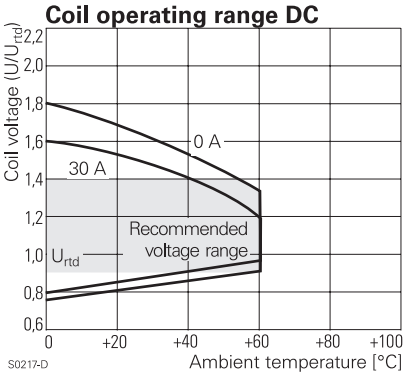

03-2019, Rev. 0319
www.te.com
© 2015 Tyco Electronics Corporation, a TE Connectivity Ltd. company.

Catalog and product specification according to IEC 61810-1 and to be used only together with the 'Definitions' section.

Catalog and product data is subject to the terms of the disclaimer and all chapters of the 'Definitions' section, available at http://relays.te.com/definitions

Catalog product data, 'Definitions' section, application notes and all specifications are subject to change.

Power Relay RM C/D (Continued)

Coil Data (continued)

Coil versions, AC coil

Coil code STD	Coil code LED	Rated voltage VAC	Operate voltage 50/60Hz VAC	Release voltage 50/60Hz VAC	Coil resistance Ω±10%[1)2)]	Rated coil power 50/60Hz VA
Coil versions, AC-coil, RMC, RMD						
524	R24	24	19.2/20.4	7.2	80	2.62/2.00
548	R48	48	38.4/40.8	14.4	320	2.60/2.17
560	R60	60	48.0/51.0	18.0	500	2.62/2.20
615	S15	115	92.0/97.8	34.5	1850	2.65/2.22
730	T30	230	184.0/195.5	69.0	7500	2.69/ 2.26
900	V00	400	320.0/340.0	120.0	23500[2)]	2.61/2.20

2) Coil resistance ±15%.

All figures are given for coil without pre-energization, at ambient temperature +23°C.

Insulation Data	RMC	RMD
Initial dielectric strength		
between open contacts	1500Vrms	2000Vrms
between contact and coil	2500Vrms	2500Vrms
Initial surge withstand voltage		
between contact and coil	6000V (1.2/50µs)	
Clearance/creepage		
between contact and coil	≥4.0/14.9mm	
Material group of insulation parts	IIIa	

Other Data

Material compliance: EU RoHS/ELV, China RoHS, REACH, Halogen content refer to the Product Compliance Support Center at www.te.com/customersupport/rohssupportcenter	
Ambient temperature	
for mounting/handling	-20 to +40°C
in operation	
DC coil	-40 to +60°C
AC coil	-40 to +40°C
Mounting distance	> 50mm
Cold storage, IEC 60068-2-1	Test Aa (-40°C/16h)
Dry heat, IEC 60068-2-2	Test B (+85°C/16h)
Damp heat cyclic,	
IEC 60068-2-30, Db, Variant 1	12/12h +25/55°C 2 cycles
Category of environmental protection	
IEC 61810	RTI - dust protected
Vibration resistance (functional)	
form A (NO)/form B (NC)	10/5 g, 30 to 150Hz
Terminal type	quick connect (QC)
Cover retention	
pull force	100N
push force	100N
Weight	81g
Packaging unit	10 pcs.

Terminal assignment
Bottom view on pins

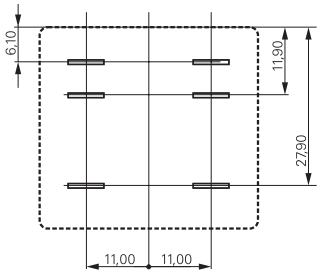

1 form Z contact (1 NO + 1 NC), RMC

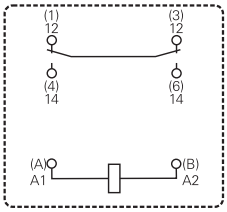

1 form X contact (1 NO), RMD

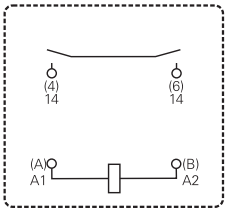

Dimensions
Dimensions in mm

Cover with mounting brackets, 6.3mm quick connect terminals

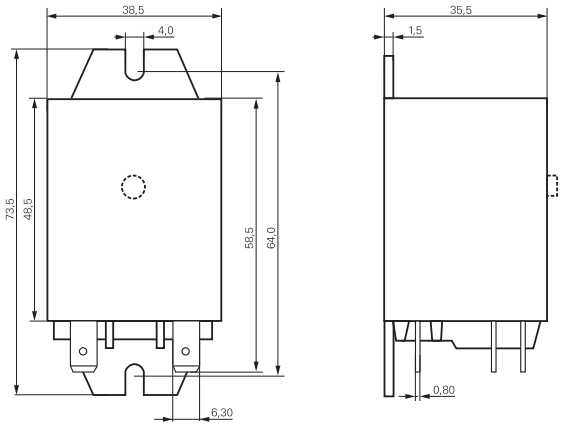

03-2019, Rev. 0319
www.te.com
© 2015 Tyco Electronics Corporation,
a TE Connectivity Ltd. company.

Catalog and product specification according to IEC 61810-1 and to be used only together with the 'Definitions' section.

Catalog and product data is subject to the terms of the disclaimer and all chapters of the 'Definitions' section, available at http://relays.te.com/definitions

Catalog product data, 'Definitions' section, application notes and all specifications are subject to change.

Power Relay RM C/D (Continued)

Product code structure

Typical product code	**RM**	**D**	**2**	**5**	**730**

Type
RM Power Relay RMC/D

Contact arrangement
C 1 form Z (1 NO + 1 NC), 30A (32A at AgNi versions with DC coil)
D 1 form X (1 NO), 30A (32A at AgNi versions with DC coil)

Version
0 Discontinued: AgCdO, without test button [1)]
2 AgNi90/10, without test button
3 Discontinued: AgCdO, with test button [1)]
7 AgNi90/10, with test button

Enclosure
5 Cover with mounting brackets, 6.3mm quick connect terminals
9 Cover with DIN-snap-on attachment, vertical, 6.3mm quick connect terminals (on request)

Coil
Coil code: please refer to coil versions table

1) AgCdO contacts are discontinued and replaced with AgNi contacts (see PCN E-18-003016)

Product code	Contacts	Cont. material	Version	Enclosure	Coil	Coil	Part number
RMC25024	1 form Z,	AgNi	Without	Mounting brackets	DC-coil	24VDC	5-1415546-6
RMC25048	1 NO + 1 NC	AgNi	test button	quick c. 6.3 mm	DC-coil	48VAC	5-1415546-7
RMC25730	Contacts	AgNi			AC-coil	230VAC	5-1415544-9
RMD25012	1 form X	AgNi			AC-coil	12VDC	5-1415546-8
RMD25024	1 NO contact	AgNi			DC-coil	24VDC	5-1415546-9
RMD25730		AgNi			DC-coil	230VAC	6-1415544-0

03-2019, Rev. 0319
www.te.com
© 2015 Tyco Electronics Corporation,
a TE Connectivity Ltd. company.

Catalog and product specification according to IEC 61810-1 and to be used only together with the 'Definitions' section.

Catalog and product data is subject to the terms of the disclaimer and all chapters of the 'Definitions' section, available at http://relays.te.com/definitions

Catalog product data, 'Definitions' section, application notes and all specifications are subject to change.

Unikeyic Electronics

Global Electronic Components Distributor

Click to view pricing, inventory, delivery, and lifecycle information:

TE Connectivity:

1-962915-1 2-292161-3 3631B101LL 917696-1 936348-1 1-794222-0 141991-2 1903112-2 CPF0402B37K4E1 RH73H2A40MKTN 2005330-1 2834055-1 U5254-000005-030PA 1743455-2 175977-2 2310537-1 3-1393225-0 CRGCQ2010J3K3 ROX05SJ18R SBCHE154R7K SBCHE64R7K 2380312-2 3430B2F51RTDF 650075-000 MPT100C18RF 1393431-1 1969656-1 2377783-2 SMW73R0JT TE50BR39J