

# Antenna Datasheet

**Product OC:** YEBT002W1AM
**Version:** 2.4
**Date:** 2026-01-12
**Status:** Released

**Product Name:** Wi-Fi Terminal Mount Rubber Monopole External Antenna
**Key Features:**
Frequency Band: 2400–2500 MHz, 5150–5850 MHz, 5925–7125 MHz
Dimensions: 135 mm × 15.6 mm × 13 mm
Efficiency: Up to 72.4 %
RoHS Compliant
Compatible with FAKRA, TNC and N-Type connectors

# Overview

YEBT002W1AM is a Wi-Fi external antenna measuring 135 mm × 15.6 mm × 13 mm. This ultra-wide-band Wi-Fi antenna provides broad coverage from 2400–2500 MHz & 5150–5850 MHz & 5925–7125 MHz. The antenna is terminated with RP SMA Male connector, also supports N male, TNC male, Fakra male connectors. Ideal for applications where the antenna is required to be discrete, this low profile, terminal mount omni-directional antenna is easy to install with maximum durability assured thanks to its PC+ABS enclosure. It is compatible with Quectel 's Wi-Fi modules.

The antenna is designed as dipole type to work with various GND plane sizes or in free space for ease of integration with a hinged RP SMA Male connector to achieve the optimum position. Hinged structure helps to avoid other antennas or objects by rotating to different directions when mounted on terminals. This omni-directional antenna is ideally suited for Wi-Fi, WLAN, Zigbee, Bluetooth, and 802.11a/b/g/n/ac applications, Wi-Fi application points and routers, offering great performance with its high gain and efficiency.

- **Typical applications include:**

✓ Wi-Fi, WLAN, Zigbee, Bluetooth, and 802.11a/b/g/n/ac applications
✓ Wi-Fi application points and routers

Quectel provides comprehensive antenna design support such as simulation, testing and manufacturing for custom antenna solutions to meet your specific application needs. We have regional R & D centers to offer quick response to meet your requirements. Please contact our sales & FAEs if you have any requests.

# Contents

**Overview** ..... **1**
**Contents** ..... **2**

**1 Specification** ..... **3**
1.1. Electrical ..... 3
1.2. Mechanical & Environmental ..... 5

**2 Drawing** ..... **6**

**3 Detailed Performance** ..... **7**
3.1. S-Parameter Test ..... 7
3.1.1. VSWR ..... 7
3.1.2. Return Loss ..... 8
3.2. Radiation Performance Test ..... 9
3.2.1. Efficiency ..... 9
3.2.2. Average Gain ..... 10
3.2.3. Peak Gain ..... 11
3.2.4. 3D & 2D Radiation Pattern ..... 12
3.2.4.1. Test Condition: Free Space ..... 12
3.2.4.2. Test Condition: On 130 mm × 70 mm EVB ..... 14

**4 Packaging** ..... **16**

**Contact Us** ..... **18**
**Legal Notices** ..... **19**
**Revision History** ..... **21**

# 1 Specification

**Test Condition: Free Space & 130 mm × 70 mm EVB**

## 1.1. Electrical

| Electrical | |
|---|---|
| **Frequency Range** | 2400–2500 MHz, 5150–5850 MHz, 5925–7125 MHz |
| **Impedance** | 50 Ω |
| **Polarization** | Linear |
| **Radiation Pattern** | Omni-directional |

| Band / Specification | Band | Wi-Fi 2G | Wi-Fi 5G | Wi-Fi 6G |
|---|---|---|---|---|
| | Freq. (MHz) | 2400–2500 | 5150–5850 | 5925–7125 |
| Max. VSWR | FS | 1.9 | 2.1 | 1.7 |
| | EVB | 1.9 | 1.8 | 2.5 |
| Max. Return Loss (dB) | FS | -10.0 | -9.1 | -11.9 |
| | EVB | -10.0 | -11.0 | -7.3 |
| AVG Eff. (%) | FS | 51.5 | 53.7 | 51.8 |
| | EVB | 66.3 | 60.0 | 46.4 |
| AVG.AVG Gain (dB) | FS | -2.9 | -2.7 | -2.9 |
| | EVB | -1.8 | -2.3 | -3.4 |
| Max. Peak Gain (dBi) | FS | 2.1 | 4.4 | 4.8 |
| | EVB | 3.3 | 3.9 | 3.7 |
| VSWR | FS | ≤ 2.1 | | |
| | EVB | ≤ 2.5 | | |
| Return Loss | FS | ≤ -9.1 dB | | |
| | EVB | ≤ -7.3 dB | | |
| Peak Gain | FS | ≤ 4.8 dBi | | |
| | EVB | ≤ 3.9 dBi | | |

- **FS: Free Space.**
- **EVB: On 130 mm × 70 mm EVB.**

## 1.2. Mechanical & Environmental

| | |
|---|---|
| **Mechanical** | |
| **Antenna Dimensions** | 135 mm × 15.6 mm × 13 mm |
| **Material & Color** | PC + ABS & Black |
| **Connector Type** | RP SMA Male |
| **Mounting Type** | Terminal |
| **Weight** | Typ. 16 g |
| **Environmental** | |
| **Operation Temperature** | -40 °C to +85 °C |
| **Storage Temperature** | -40 °C to +85 °C |
| **RoHS Compliant** | Yes |

# 2 Drawing

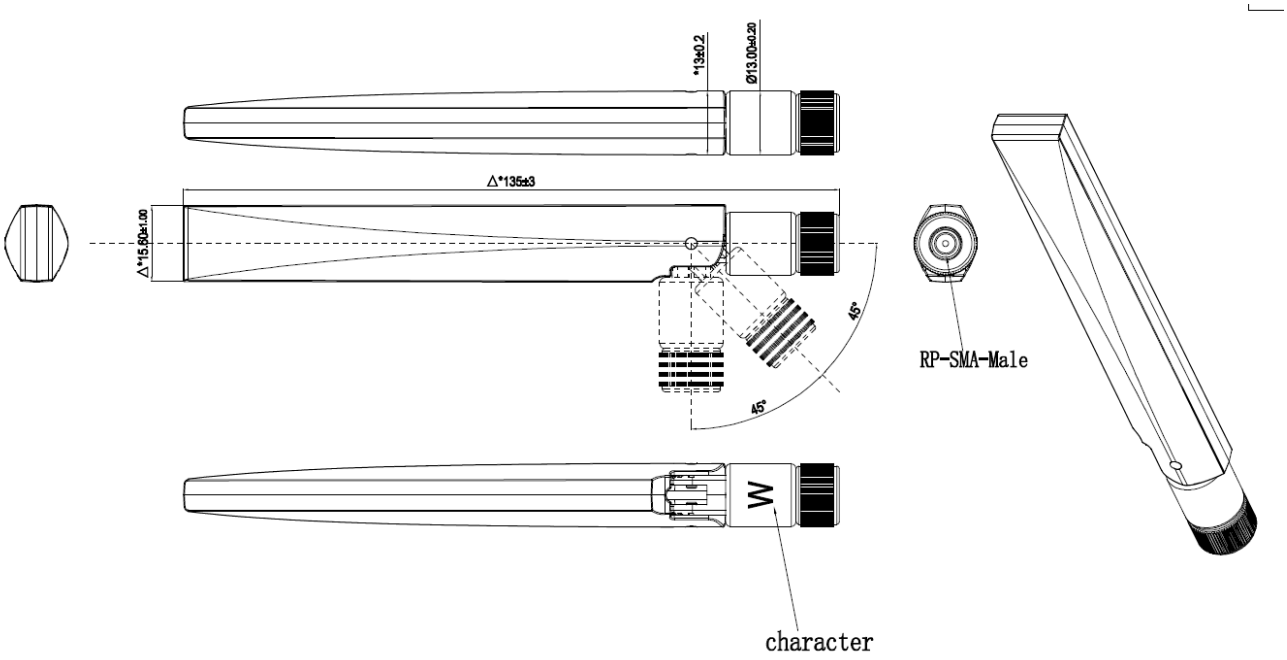


UNIT:mm

Note: If you use a torque wrench, the recommended force for mounting the antenna is 0.9Nm and the maximum torque to prevent antenna damage is 1.17Nm.

# 3 Detailed Performance

## 3.1. S-Parameter Test

### 3.1.1. VSWR

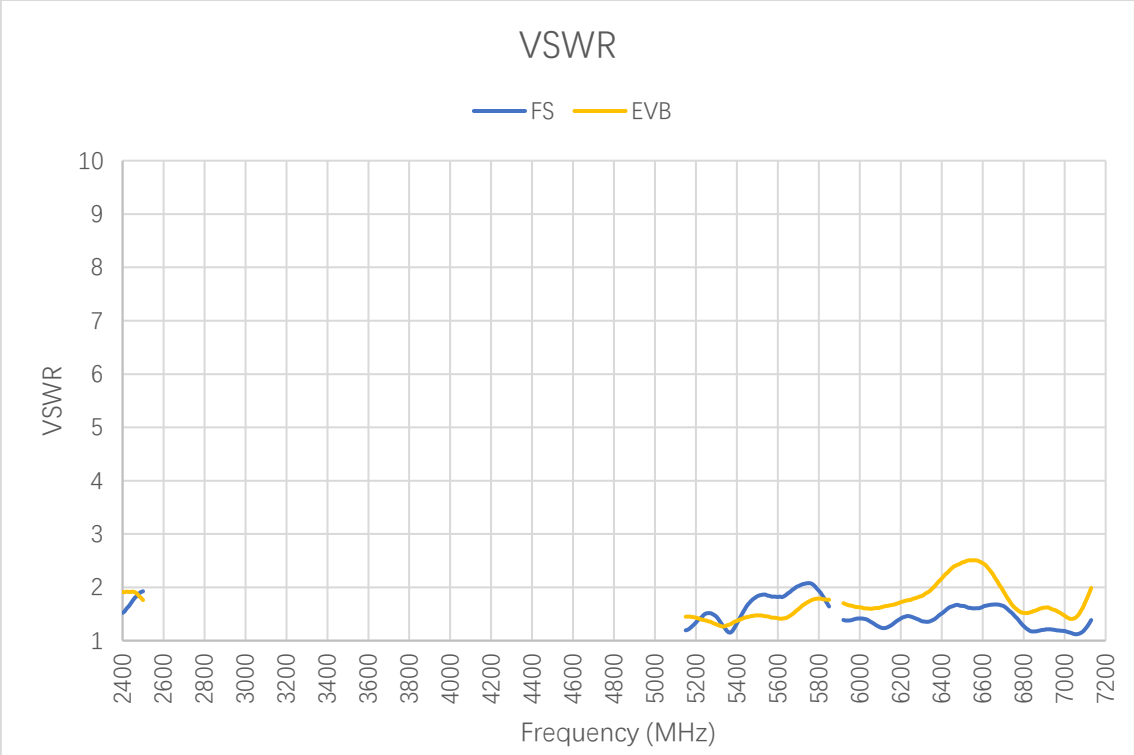


**VSWR**

| Frequency (MHz) | 2400 | 2450 | 2500 | 5150 | 5500 | 5850 | 5925 | 6325 | 6725 | 7125 |
|---|---|---|---|---|---|---|---|---|---|---|
| **FS** | 1.5 | 1.8 | 1.9 | 1.2 | 1.8 | 1.6 | 1.4 | 1.4 | 1.6 | 1.3 |
| **EVB** | 1.9 | 1.9 | 1.8 | 1.5 | 1.5 | 1.8 | 1.7 | 1.9 | 1.8 | 1.9 |

### 3.1.2. Return Loss

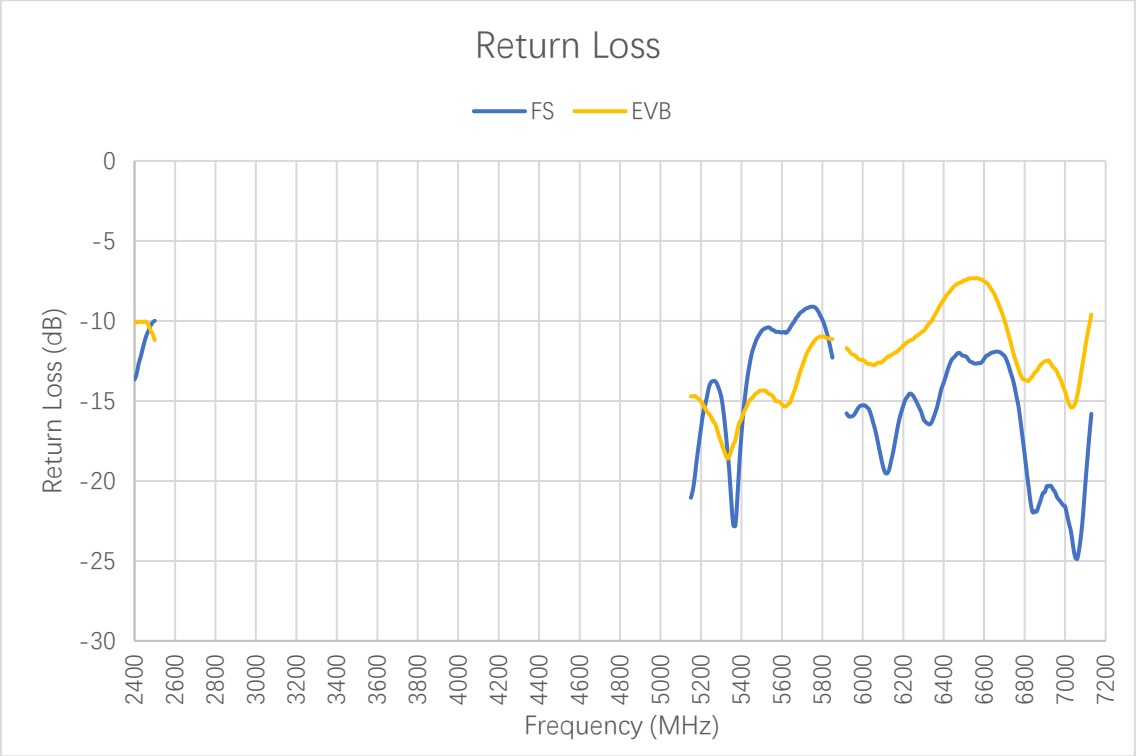


**Return Loss (dB)**

| Frequency (MHz) | 2400 | 2450 | 2500 | 5150 | 5500 | 5850 | 5925 | 6325 | 6725 | 7125 |
|---|---|---|---|---|---|---|---|---|---|---|
| **FS** | -13.7 | -11.3 | -10.0 | -21.1 | -10.6 | -12.3 | -15.8 | -16.4 | -12.8 | -17.2 |
| **EVB** | -10.1 | -10.0 | -11.2 | -14.7 | -14.3 | -11.1 | -11.7 | -10.3 | -10.8 | -10.2 |

## 3.2. Radiation Performance Test

### 3.2.1. Efficiency

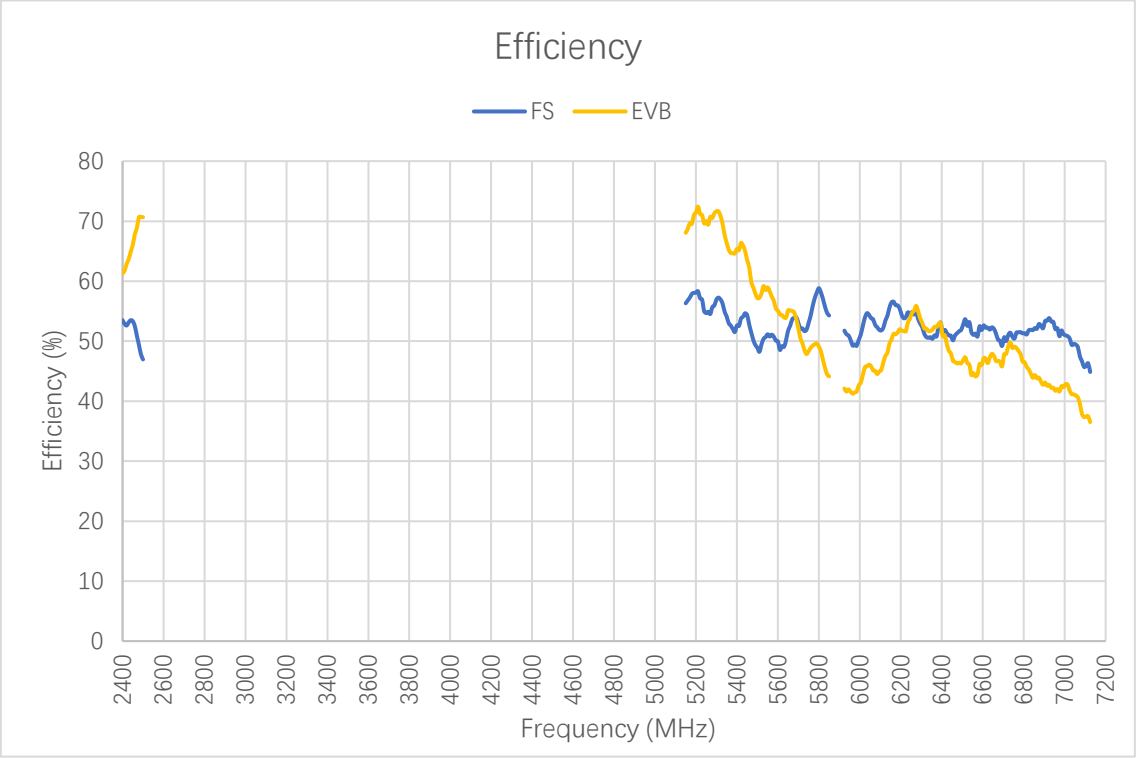


**Efficiency (%)**

| Frequency (MHz) | 2400 | 2450 | 2500 | 5150 | 5500 | 5850 | 5925 | 6325 | 6725 | 7125 |
|---|---|---|---|---|---|---|---|---|---|---|
| **FS** | 53.5 | 53.3 | 47.0 | 56.3 | 48.9 | 54.3 | 51.8 | 50.7 | 51.0 | 44.9 |
| **EVB** | 61.3 | 66.1 | 70.7 | 68.1 | 57.2 | 44.1 | 42.1 | 52.1 | 49.2 | 36.5 |

### 3.2.2. Average Gain

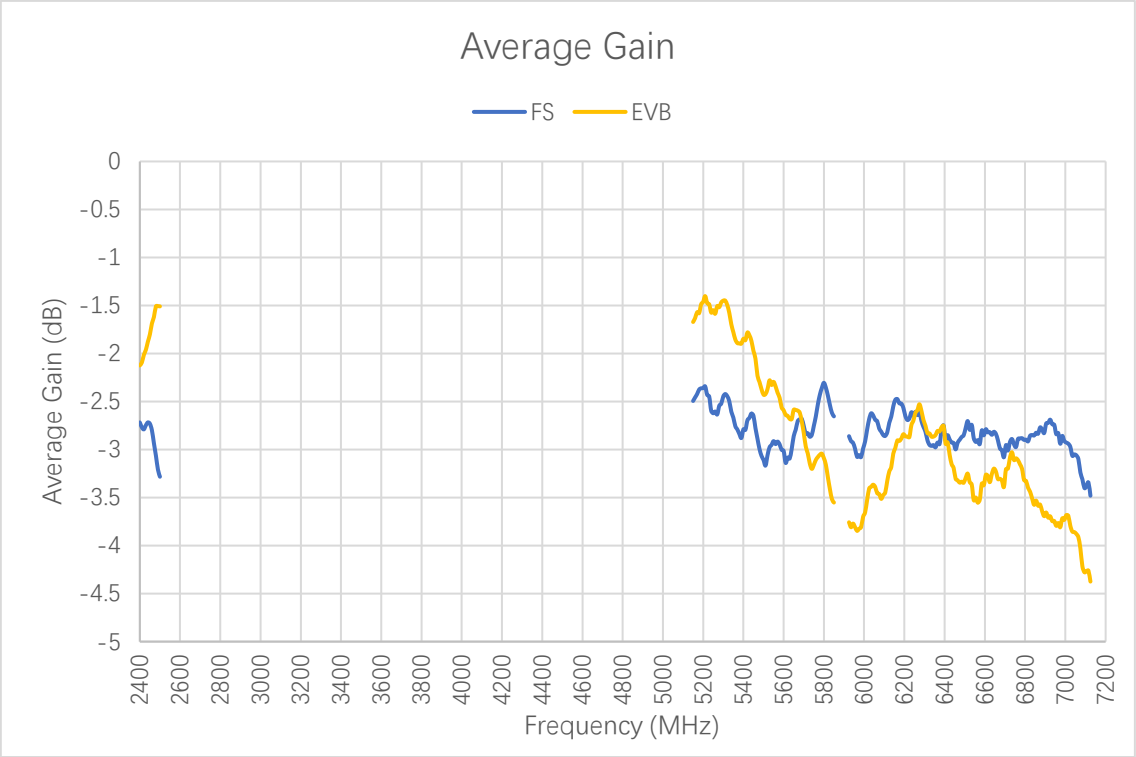


**Average Gain (dB)**

| Frequency (MHz) | 2400 | 2450 | 2500 | 5150 | 5500 | 5850 | 5925 | 6325 | 6725 | 7125 |
|---|---|---|---|---|---|---|---|---|---|---|
| **FS** | -2.7 | -2.7 | -3.3 | -2.5 | -3.1 | -2.7 | -2.9 | -3.0 | -2.9 | -3.5 |
| **EVB** | -2.1 | -1.8 | -1.5 | -1.7 | -2.4 | -3.6 | -3.8 | -2.8 | -3.1 | -4.4 |

### 3.2.3. Peak Gain

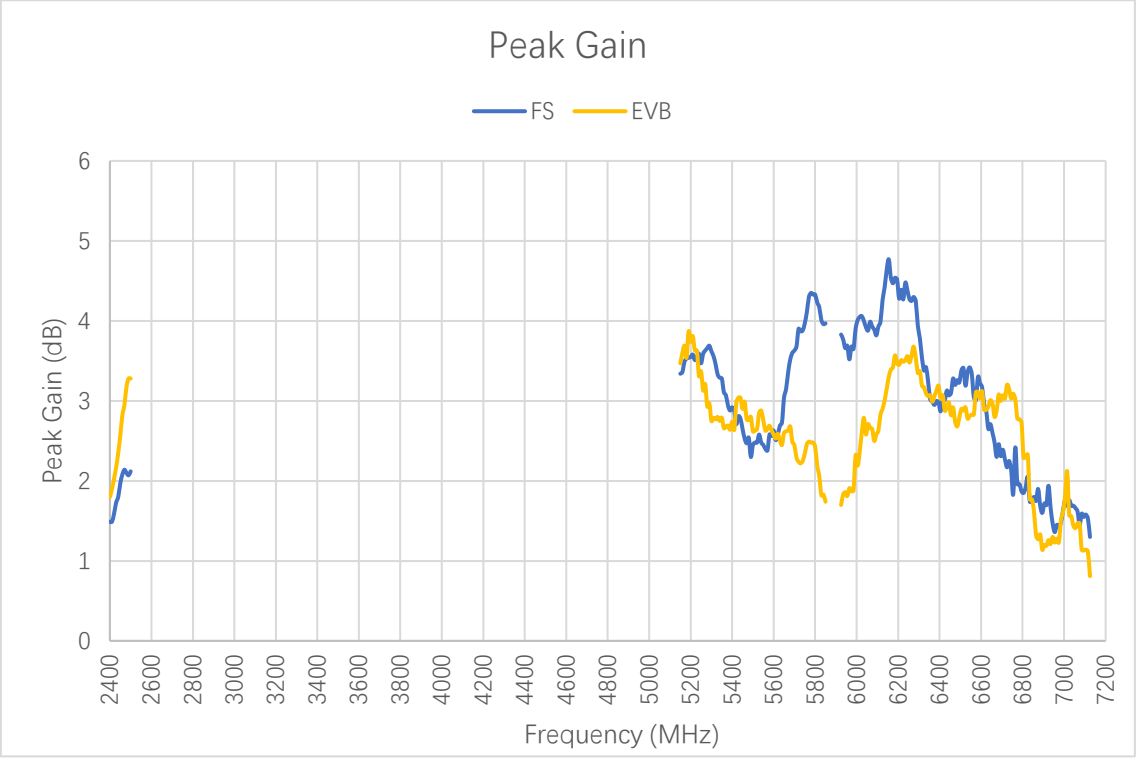


**Peak Gain (dBi)**

| Frequency (MHz) | 2400 | 2450 | 2500 | 5150 | 5500 | 5850 | 5925 | 6325 | 6725 | 7125 |
|---|---|---|---|---|---|---|---|---|---|---|
| **FS** | 1.5 | 2.0 | 2.1 | 3.3 | 2.5 | 4.0 | 3.8 | 3.4 | 2.2 | 1.3 |
| **EVB** | 1.8 | 2.6 | 3.3 | 3.5 | 2.6 | 1.7 | 1.7 | 3.2 | 3.2 | 0.8 |

### 3.2.4. 3D & 2D Radiation Pattern

#### 3.2.4.1. Test Condition: Free Space

- Test Chamber: FS-G-1

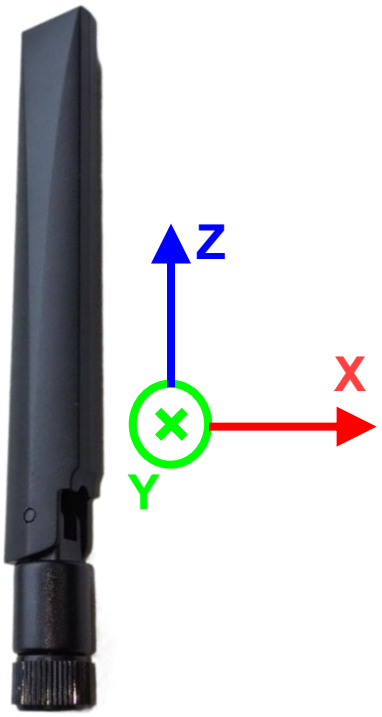

| 2450 MHz | | 5500 MHz | |
|---|---|---|---|
| 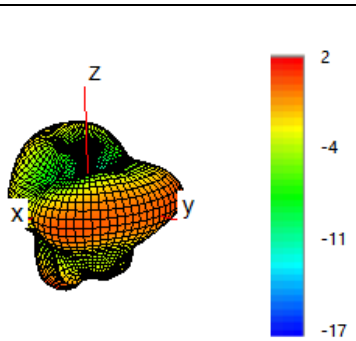 | 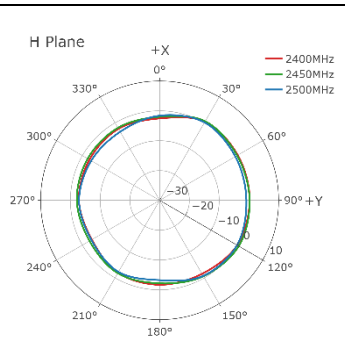 | 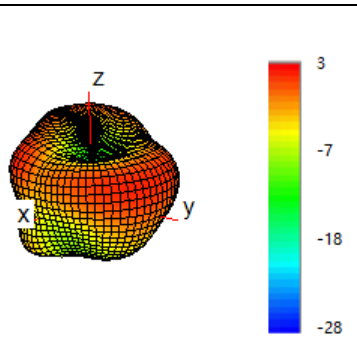 | 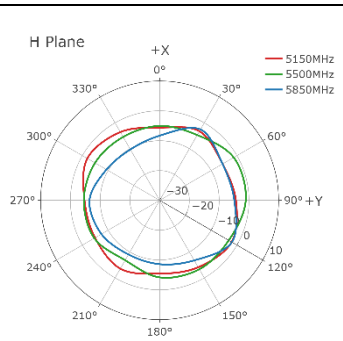 |
| 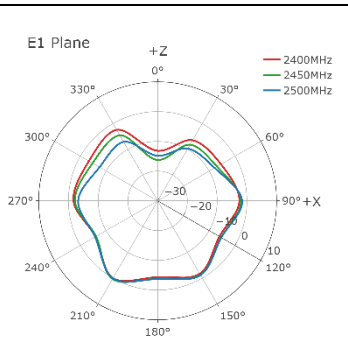 | 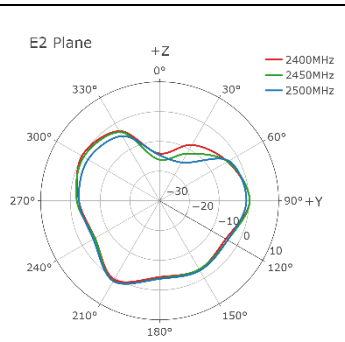 | 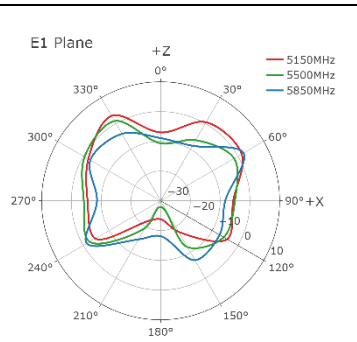 | 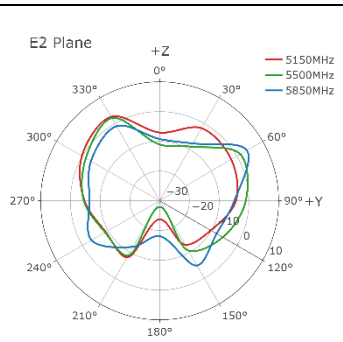 |
| 6725 MHz | | | |
| 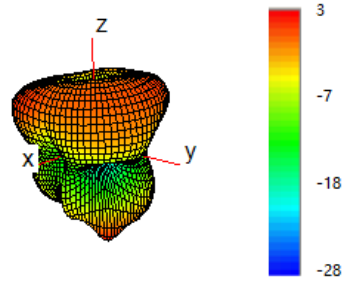 | 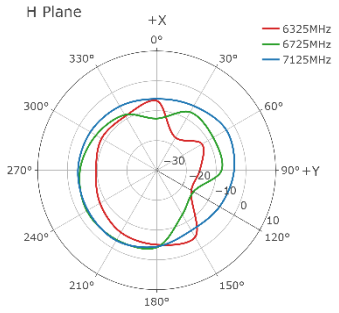 | | |
| 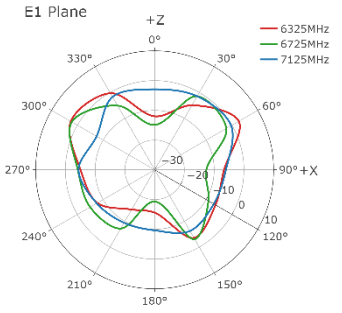 | 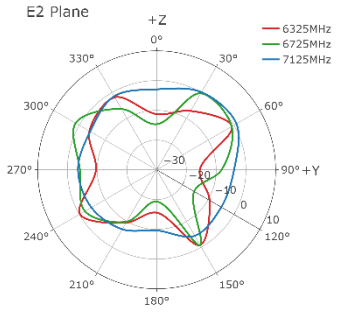 | | |

#### 3.2.4.2. Test Condition: On 130 mm × 70 mm EVB

- Test Chamber: FS-G-1

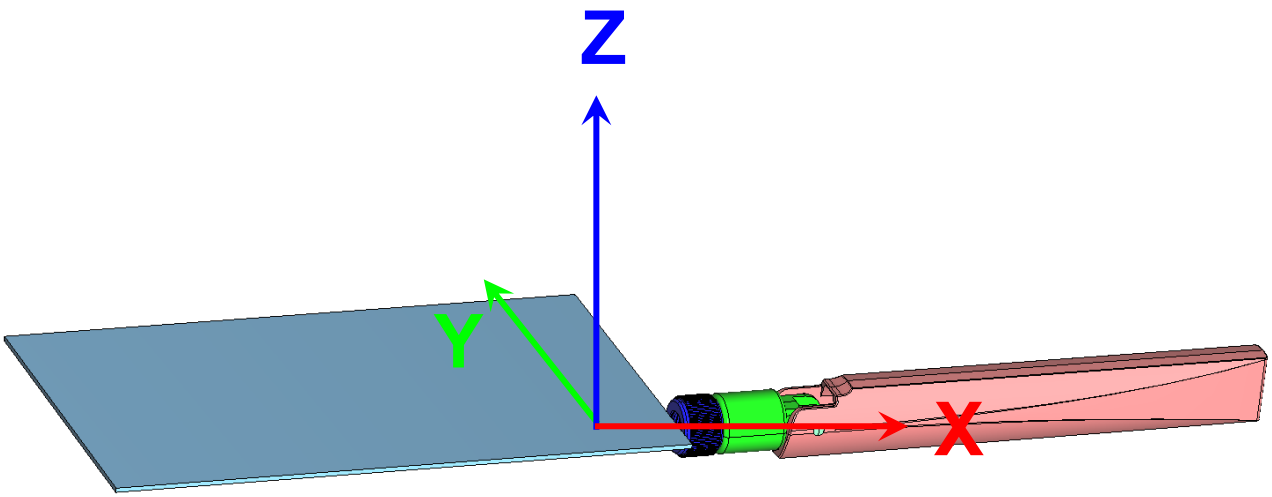

| 2450 MHz | | 5500 MHz | |
|---|---|---|---|
| 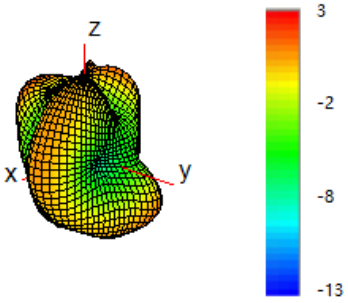 | 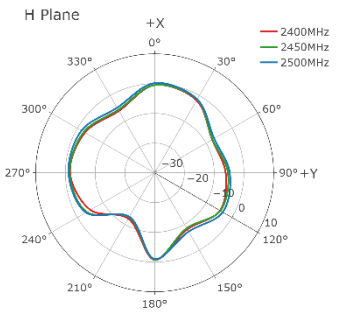 | 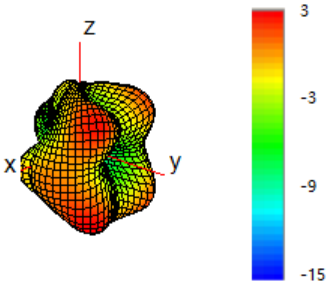 | 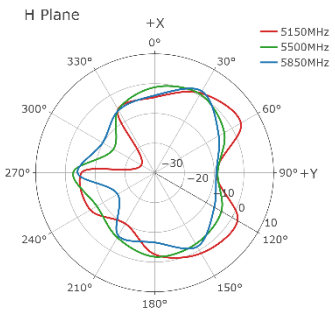 |
| 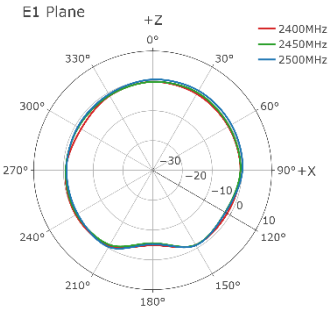 | 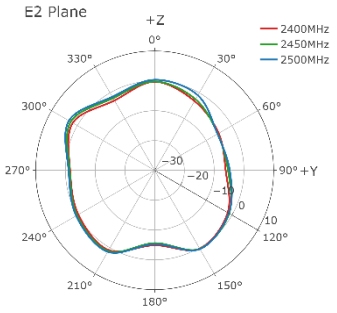 | 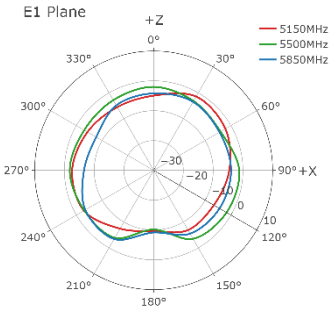 | 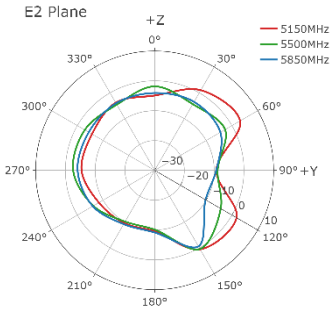 |
| 6725 MHz | | | |
| 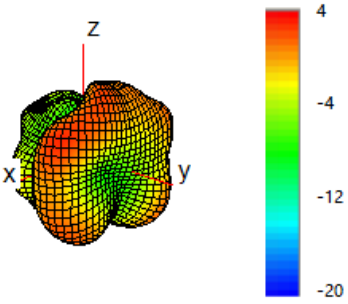 | 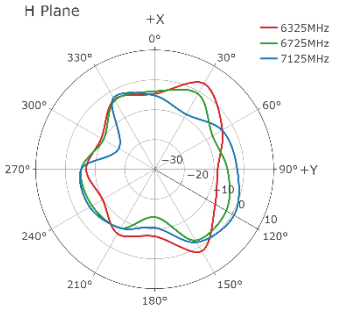 | | |
| 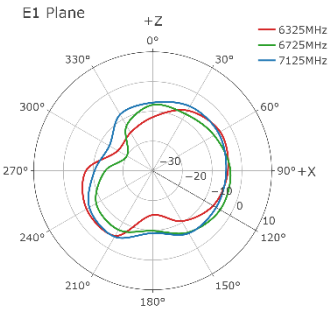 | 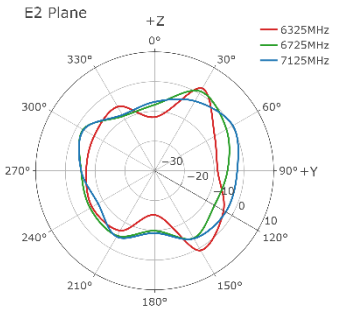 | | |

# 4 Packaging

| Step | Packaging Picture / 2D Picture | Description |
|---|---|---|
| 1 | 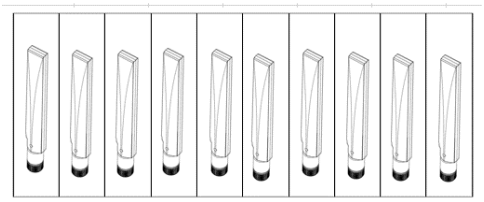 | 10 antenna products in a one-piece bag.<br>(10 Antennas / One-piece Bag) |
| 2 | 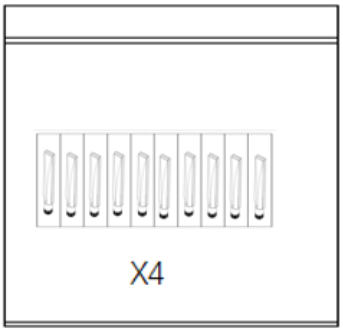 | 40 antenna products in a PE bag.<br>(40 Antennas / PE Bag) |
| 3 | 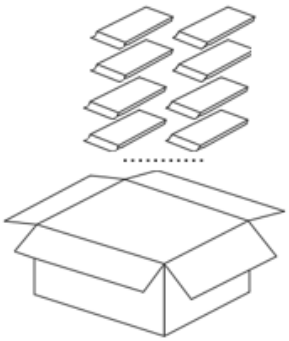 | (18 PE Bags / Carton Box)<br>(720 Antennas / Carton Box)<br>Estimated quantity<br>Products that cannot fill the entire carton box are packed in a suitable size carton box.<br>Carton Size:<br>L × W × H = 370 × 370 × 295 mm |
| 4 | 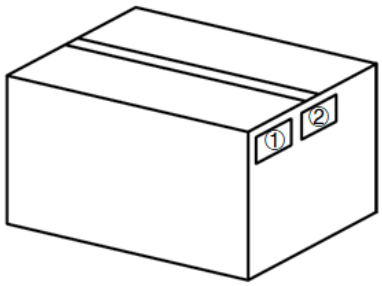 | **Position for Attaching Labels**<br>① Carton Label<br>② Quality Label |

| | | |
|---|---|---|
| 5 | 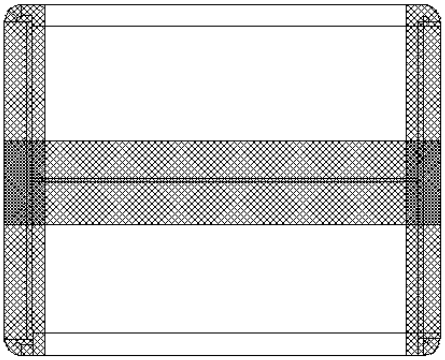 | **Sealing Cartons**<br>H-shaped sealing cartons |
| Note | The initial packaging method described above is for reference only, and the final actual packaging method shall be subject to the actual shipping packaging. | |

# Contact Us

**At Quectel, our aim is to provide timely and comprehensive services to our customers. If you require any assistance, please contact our headquarters:**

**Quectel Wireless Solutions Co., Ltd.**
No. 8 Waipojing Road, Sijing Town, Songjiang District, Shanghai 201601, China
Tel: +86 21 5108 6236
Email: info@quectel.com

**Or our local offices. For more information, please visit:**
https://www.quectel.com/contact/.

**For technical support, or to report documentation errors, please visit:**
https://www.quectel.com/tech-support/.
Or email us at: support@quectel.com.

# Legal Notices

We provide this document to support your product design. You are required to design your products based on the specifications and parameters set forth herein. You agree that you are responsible for using independent analysis and evaluation in designing intended products, and we provide reference designs for illustrative purposes only. Before using any hardware, software or service guided by this document, please read this notice carefully. Even though we employ commercially reasonable efforts to provide the best possible experience, you hereby acknowledge and agree that this document and related services hereunder are provided to you on an “as available” basis. You acknowledge and agree that we may add to, amend, or restate this document at any time at our sole discretion without any prior notice to you, and such additions, amendments, or restatements shall be binding upon you.

## Use and Disclosure Restrictions

### License Agreements

The recipient of any hardware, software, materials, or documentation provided by us shall keep such content confidential, unless expressly authorized by us. The recipient shall not disclose, access, or use any part of the received content for any purpose other than the execution and implementation of the intended project.

### Copyright

Our and third-party products hereunder may contain copyrighted materials, including but not limited to protected content, hardware, software, and documentation owned by us or applicable third parties. Unless prior written consent is obtained, you shall not access, use, or disclose any documents or information provided by us, nor shall you copy, reproduce, republish, display, translate, distribute, merge, modify, or create derivative works from any such copyrighted materials. We and the applicable third party retain exclusive rights to all copyrighted materials. No license to any patents, copyrights, trademarks, or service marks shall be granted or transferred. For the avoidance of doubt, no form of purchase shall be construed as granting any license beyond a normal, non-exclusive, royalty-free license to use the product. We reserve the right to pursue legal action against any violation of confidentiality obligations, unauthorized use, or any other unlawful or malicious use of the aforementioned documents and information.

### Trademarks

Unless otherwise expressly provided, nothing in this document shall be construed as conferring any rights to use any trademark, trade name, name, abbreviation, or counterfeit thereof owned by us or any third party in advertising, publicity, or any other contexts.

### Third-Party Rights

You understand that this document may refer to hardware, software, and/or documentation owned by one or more third parties (“third-party materials”). Use of such third-party materials is subject to all applicable restrictions and obligations set forth herein.

We make no warranty or representation, either express or implied, regarding the third-party materials, including but not limited to any implied or statutory, warranties of merchantability or fitness for a particular purpose, quiet enjoyment, system integration, information accuracy, and non-infringement of any third-party intellectual property rights with regard to the licensed technology or use thereof. Nothing herein constitutes a representation or warranty by us to either develop, enhance, modify, distribute, market, sell, offer for sale, or otherwise maintain production of any our products or any other hardware, software, device, tool, information, or product. We moreover disclaim any and all warranties arising from the course of dealing, course of performance, or usage of trade.

## Privacy Policy

To enable product functionality, certain device data may be uploaded to our or third-party servers, including those operated by carriers, chipset suppliers, or servers designated by you. We strictly comply with applicable laws and regulations and will retain, use, disclose, or otherwise process relevant data solely for the purpose of enabling product functionality, or as permitted by applicable laws. Before interacting with any third party regarding data exchange, please be informed of and understand their privacy and data security policies.

## Disclaimer

a) We shall not be liable for any damages resulting from failure to comply with applicable operational or design specifications.
b) We shall bear no liability for any inaccuracies or omissions in this document, nor for any damages arising from the use of the information contained herein.
c) While we make every effort to ensure the integrity, accuracy, and timeliness of the features and functions under development, errors or omissions may nevertheless occur. Unless otherwise provided in a valid written agreement, we make no warranties of any kind, express, implied, or statutory, and disclaim all liability for any loss or damage arising from the use of any features or functions under development, to the maximum extent permitted by law, regardless of whether such loss or damage is foreseeable.
d) We assume no legal responsibility for the accessibility, safety, accuracy, availability, legality, or completeness of any information, content, advertising, commercial offers, products, services, or materials on third-party websites or third-party resources.

***Copyright © Quectel Wireless Solutions Co., Ltd. 2026. All rights reserved.***

# Revision History

| Version | Date | Author | Note |
|---|---|---|---|
| - | 2024-06-03 | Mordecai Liu/ Lance Sun/ David Liu/ Rainey Liao | Creation of the document |
| 1.0 | 2024-06-03 | Mordecai Liu/ Lance Sun/ David Liu/ Rainey Liao | First official release |
| 2.0 | 2024-09-03 | Mordecai Liu | Numerous changes were made to this document. It should be read in its entirety. |
| 2.1 | 2024-11-07 | Lance Sun | Updated the drawing (Chapter 2). |
| 2.2 | 2025-06-12 | Rainey Liao | Updated the antenna image (Cover page). |
| 2.3 | 2025-11-07 | Blake Xiang | Updated the drawing (Chapter 2). |
| 2.4 | 2026-01-12 | Strong Qiang | Updated the package (Chapter 4). |



www.quectel.com