EITS Series
Right Angle Illuminated Tact Switch



Specifications

Function	Momentary Action
Contact Arrangement	1 make contact = STSP, NO
Terminals	PIP, THT
Contact Material	Silver plated

Electrical Characteristics

Max. Power	0.6 VA
Max. Voltage	12V
Max. Current	50mA
Dielectric Strength	AC 250V for 1 minute
Contact Resistance	<= 100mOhm
Bounce Time	<= 10ms

Environmental Characteristics

Operating Temperature	-40˚C to 85˚C
Storage Temperature	-40˚C to 85˚C

Description

The EITS series are right angle illuminated tact switches, available with both surface mount PIP terminal for reflow soldering and standard through hole configurations for wave soldering. EITS Series offers the most common actuation forces with 1.6N & 2.5N versions, operating life at 500K cycles. With a wide range of LED color and multiple custom caps option, the EITS series are ideal for a wide range of products– such as consumer electronics, servers, medical devices and audio/video devices.

Features & Benefits

- Surface mount PIP terminal and standard through hole configurations
- Various LED colors / bi-color options
- High temperature cap available for PIP reflow soldering
- Unique Mylar surface perfect for pick-and-place process
- Customized cap markings/ logos upon request
- Tape & Reel packaging

Applications

- Servers, Data centers
- Consumer electronics
- Medical devices
- Audio / Video devices

© 2024 Littelfuse, Inc.
Specifications are subject to change without notice.
Revised: CM.08/27/24

EITS Series
Right Angle Illuminated Tact Switch

Dimensions

PIP

With cap

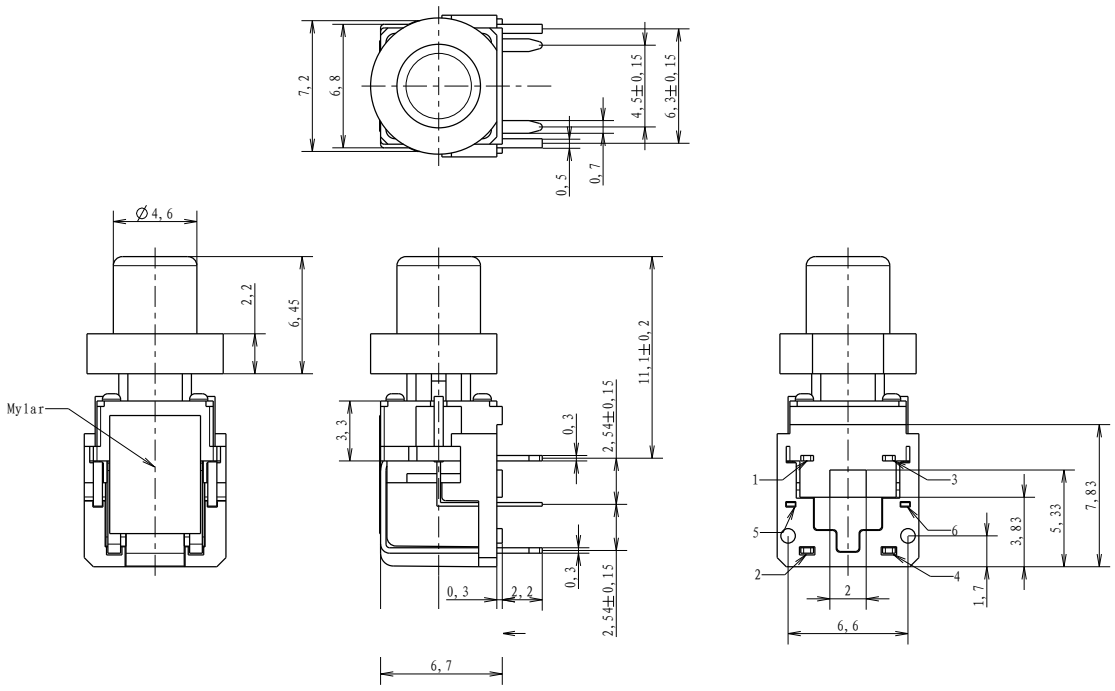

Without cap

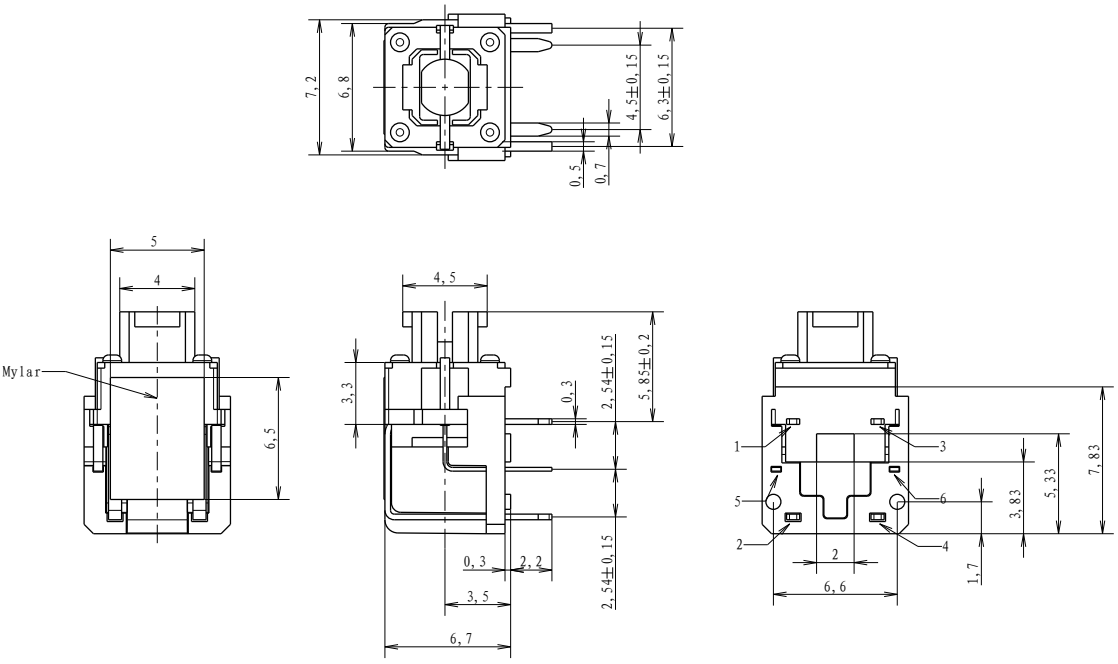

© 2024 Littelfuse, Inc.
Specifications are subject to change without notice.
Revised: CM.08/27/24

EITS Series
Right Angle Illuminated Tact Switch

Dimensions

THT

With cap

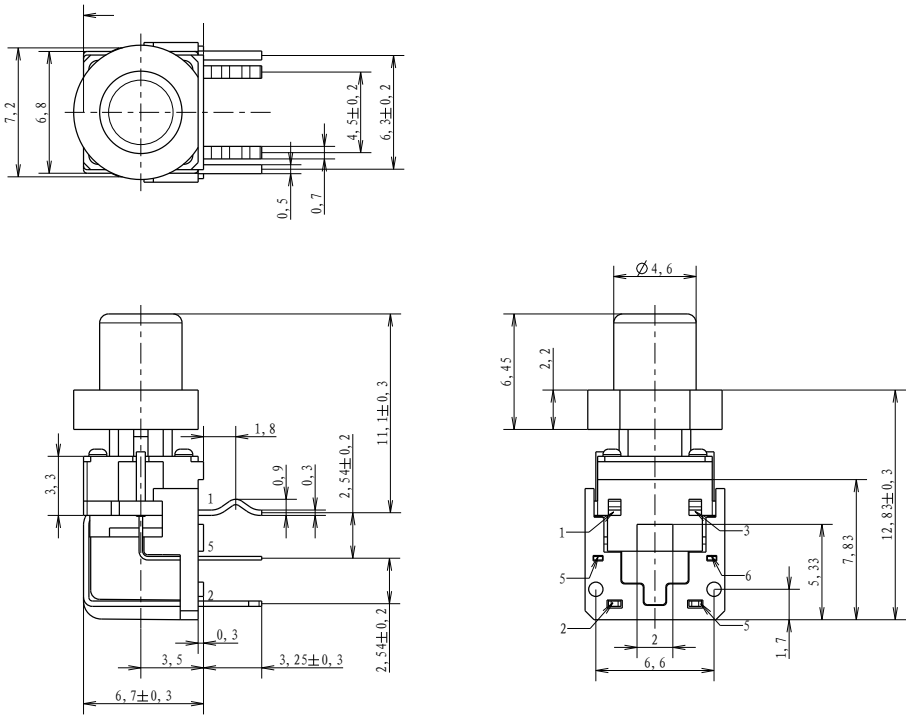

Without cap

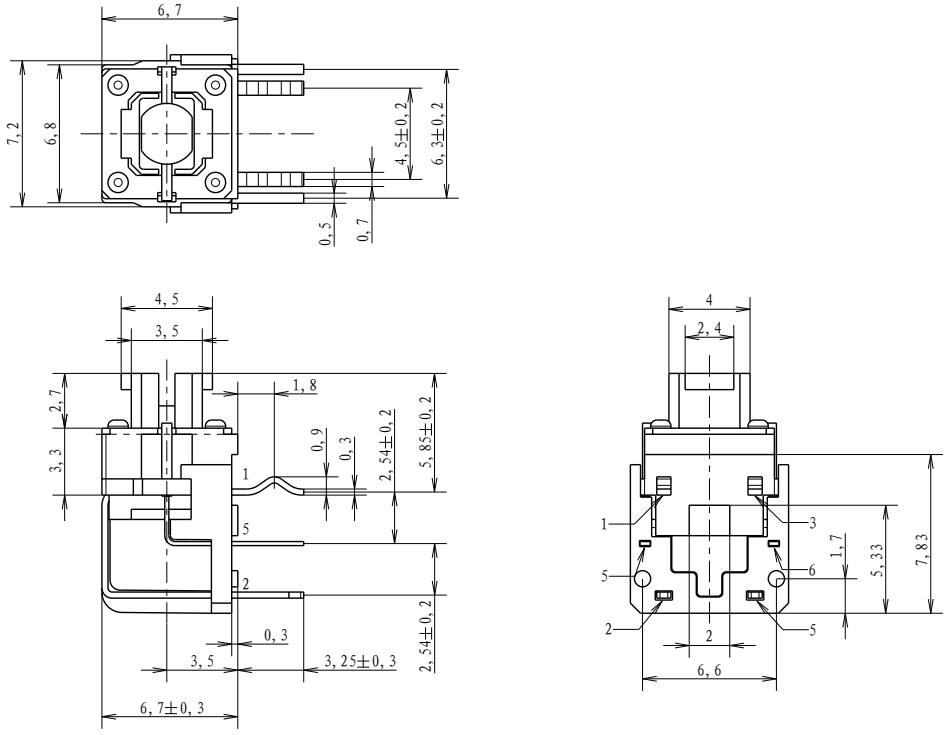

© 2024 Littelfuse, Inc.
Specifications are subject to change without notice.
Revised: CM.08/27/24

EITS Series
Right Angle Illuminated Tact Switch

Mechanical Characteristics

Terminal	Pin	Force (N)	Operating Life (operations)	Travel (mm)
PIP	EITSxxxxxSxxx	160 ± 50	500,000	0.25 +0.2/-0.1
		250 ± 60		
THT	EITSxxxxxWxxx	160 ± 50	500,000	0.25+0.2/-0.1
		250 ± 60		

Cap Sizes and Marking

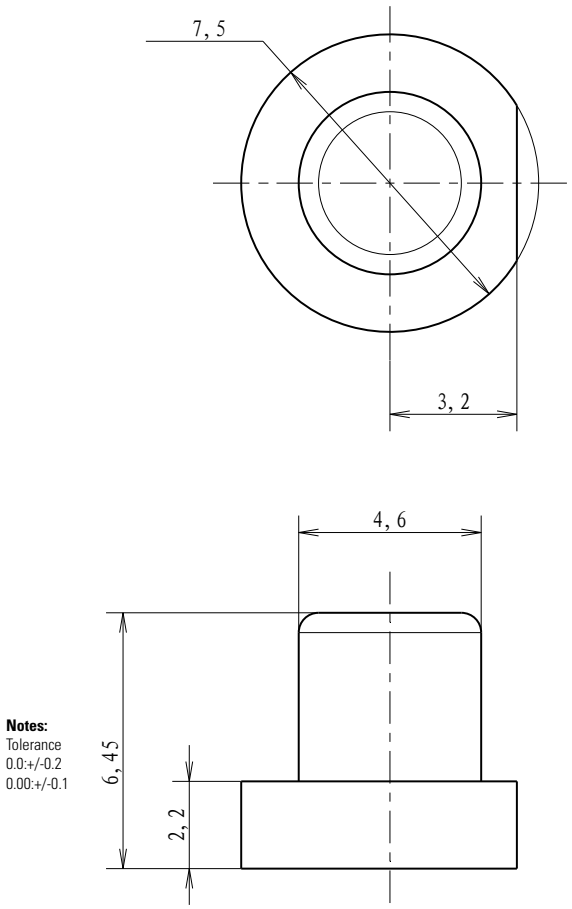

Notes:
Tolerance
0.0:+/-0.2
0.00:+/-0.1

Cap Features	
Code	-
1	Clear/ no marking
2	Reset
3	⏻
4	◎
5	I D
6	⍜
7	☝

© 2024 Littelfuse, Inc.
Specifications are subject to change without notice.
Revised: CM.08/27/24

EITS Series
Right Angle Illuminated Tact Switch

Reflow Soldering Profile (for PIP)

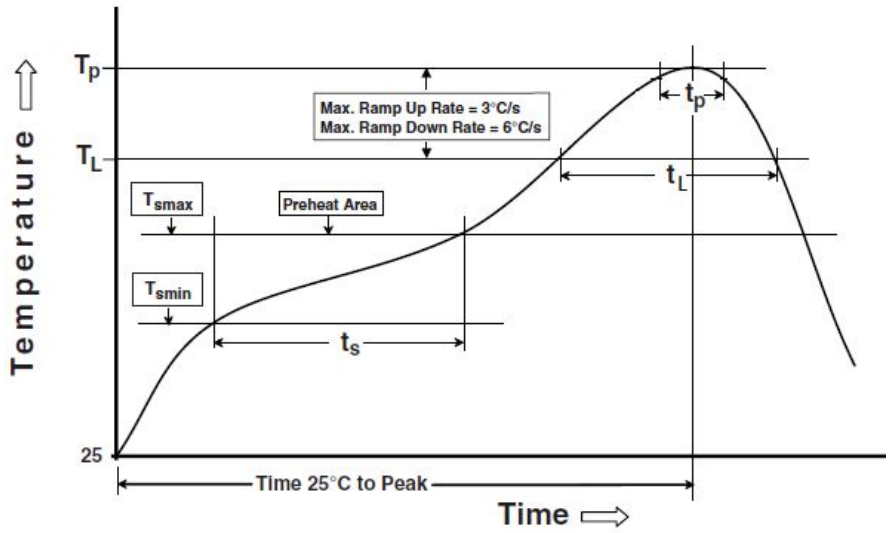

Tp	Peak package body temperature 260°C
TL	Liquidous temperature 217°C
Ts	Preheat temperature 150-200°C
ts	Preheat time 60-120s
tp	30s
tL	60-150s

Wave Soldering Profile (for THT)

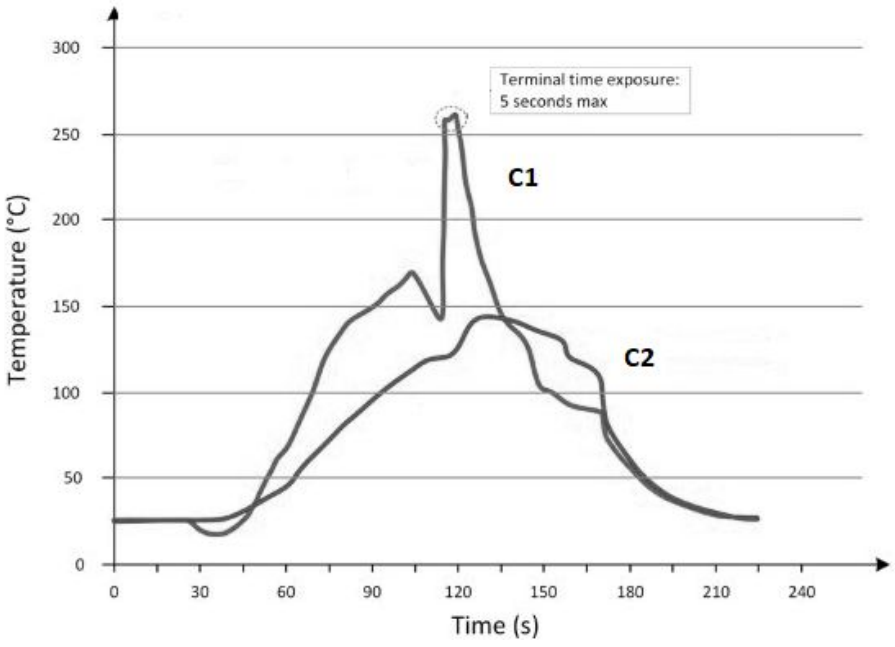

C1	Temperature under the PCB
C2	Temperature on the PCB

Process Parameters:
Temperature of wave soldering: 260°C
Speed of conveyor: 1m/min

© 2024 Littelfuse, Inc.
Specifications are subject to change without notice.
Revised: CM.08/27/24

EITS Series
Right Angle Illuminated Tact Switch

Pad Layout Dimensions

PIP	With Cap	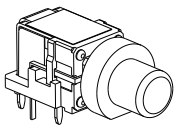	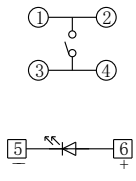 Single color led LED: GN Green BU Blue RD Red WH White YE Yello
	Without Cap	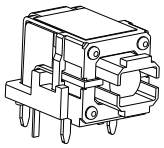	
THT	With Cap	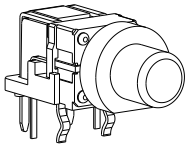	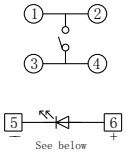 Single color led LED: GN Green BU Blue RD Red WH White YE Yellow
	Without Cap	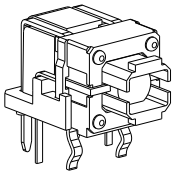	

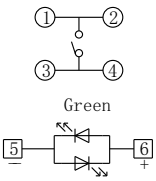

Dual color led
LED: YG Green-Yellow

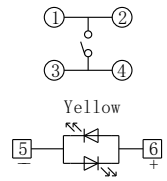

Dual color led
LED: GY Yellow-Green

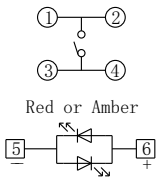

Dual color led
LED: RG Red-Green
AG Amber-Green

PCB LAYOUT

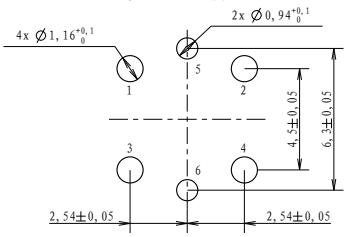

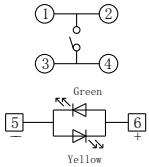

Dual color led
LED: YG Green-Yellow

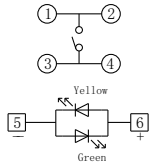

Dual color led
LED: GY Yellow-Green

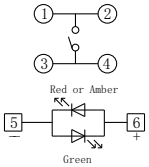

Dual color led
LED: RG Red-Green
AG Amber-Green

PCB LAYOUT

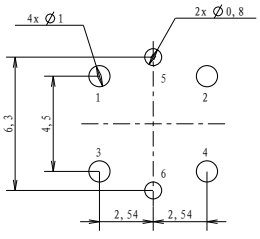

© 2024 Littelfuse, Inc.
Specifications are subject to change without notice.
Revised: CM.08/27/24

EITS Series
Right Angle Illuminated Tact Switch

LED Characteristics

Chip			Lens Appearance	Absolute Maximum Rating			Electro-optical Data (At 20 mA)							
Emitted Color	Peak Wave Length λ p (mm)	Dominant Wave Length λ d (mm)		Pd (mW)	If (mA)	Peak If (mA)	Δ λ (nm)	Vf (V)			Iv (mcd)			Viewing Angle 2 Ø ½ deg
								Min	Typ	Max	Min	Typ	Max	
Blue	465	465-475	Water Transparent	102	30	125	25	2.8	3.3	3.4	80	150	250	120
Green	573	565-576		75			19	1.7	2.05	2.5	32	60	100	
Red	630	615-630		75			18	1.7	2.0	2.5	125	210	400	
White	-	-		111			-	2.8	3.1	3.7	250	495	800	
Yellow	591	585-595		75			18	1.7	2.1	2.5	80	150	250	
Red Green	631	620-630		75			20	1.7	2.0	2.5	320	550	1000	
	520	520-530		111			33	2.8	3.3	3.77	400	700	1250	
Yellow Green	590	588-600		75			20	1.6	2.0	2.5	100	170	320	
	574	565-575		75			20	1.7	2.0	2.5	32	50	100	
Amber Green	608	600-610		75			18	1.7	2.0	2.5	80	140	250	
	520	520-525		111			35	1.7	2.0	2.5	500	800	1600	

Remark: Viewing angle is tthe OFF-axis angle at which the luminous intensity is half the axial luminous intensity.

LED Absolute Maximum Rating (Ta=25°C)

Reverse Voltage	5V
Reverse Current	10μA
Operating Temperature Range	-40°C to 85°C
Storage Temperature Range	-40°C to 85°C
Lead Soldering Temperature	260°C for 10 seconds

© 2024 Littelfuse, Inc.
Specifications are subject to change without notice.
Revised: CM.08/27/24

EITS Series
Right Angle Illuminated Tact Switch

Packaging Dimensions (mm)

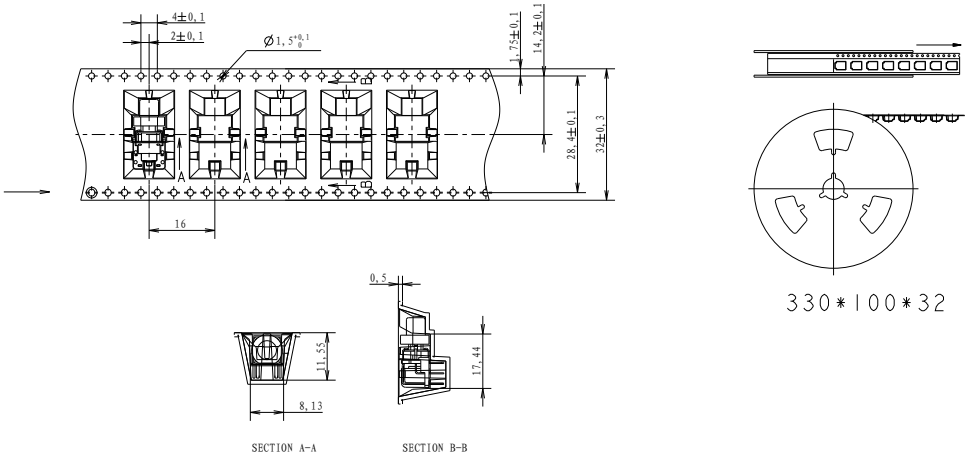

Packaging Details

	PIP/THT
Type	Tape and reel
Number of parts in packaging	300
Otyher Information	EIA 481
Transport Condition	According to specification NF H00-060

Ordering Number

Our easy build-a-switch concept allows you to mix and match options to create the switch you need. To order, select desired option from each category and place it in the appropriate box. For any part number different from those listed above, please consult your local representative.

EITS - xx - x - x - x - x - x - x - x

LED
GN: Green
BU: Blue
RD: Red
WH: White
YE: Yellow
YG: Yellow-Green
RG: Red-Green
Ag: Amber Green

Force
M: 160gf
K: 250gf

Force
M: 160gf
K: 250gf

Dome Plating
1: Ag
2: Au

Terminal Plating
1: Ag
2: Au (Functional area)

Termination
S: 2.2mm 2.2mm (only for PIP version)
W: 3.25mm (only for wave version)

Cap Type
None: Without cap
W: Wave reflow cap
P: PIP reflow cap (Double mold)
H: PIP reflow cap (PAR)

Cap Features
1: Clear/No marking
2: RESET
3: ⏻
4: ◎
5: I D
6: 🔍
7: 🚶

Liability Limitation

This datasheet does not provide enough information for applications that require a certain level of quality or safety such as automotive, medical systems, or safety equipement. Please contact customer service for the contractual specification package.

Disclaimer Notice - Information furnished is believed to be accurate and reliable. However, users should independently evaluate the suitability of and test each product selected for their own applications. Littelfuse products are not designed for, and may not be used in, all applications. Read complete Disclaimer Notice at http://www.littelfuse.com/disclaimer-electronics.

© 2024 Littelfuse, Inc.
Specifications are subject to change without notice.
Revised: CM.08/27/24

Unikeyic Electronics

Global Electronic Components Distributor

Click to view pricing, inventory, delivery, and lifecycle information:

C&K:

7203SDZQI MA04L2NZQD MA10L1NZQF R10007RR03Q 340102902B 37PFR115 RS014R05A1PA RTAP3EW12M25NP RTAP41S10W25NS 7107SDW1BE E112SD1CBE ET03J1AVBE2 A40305RNCQ E101J1AV3QE2 T101MH9AVGE T108SHZBE TP12SH8AVBE 7105J61ZQE22 PVA2EEH41.7NSNAV2 REL BAR F5X12.5 NICKEL PLTD T103SHABE MA00S3NCQD MA04S1NCGF PVA1EEH43.5NV2 Y33R43115FPLFT C115366-8897 C115366-8935C RS187R05D4DSMTRT2 7101J1V6BE2 7101J3ZBE2 7101MPCWZQE