BZX84C2V4 SERIES

SURFACE MOUNT SILICON ZENER DIODES

VOLTAGE	2.4 to 75 Volt	POWER	410 mWatt

FEATURES

- Planar Die construction
- 410mW Power Dissipation
- Zener Voltages from 2.4~75V
- Ideally Suited for Automated Assembly Processes
- Lead free in compliance with EU RoHS 2011/65/EU directive
- Green molding compound as per IEC61249 Std. . (Halogen Free)

MECHANICAL DATA

- Case: SOT-23, Molded Plastic
- Terminals: Solderable per MIL-STD-750, Method 2026
- Approx. Weight: 0.0003 ounces, 0.0084 grams

SOT-23 Unit : inch(mm)

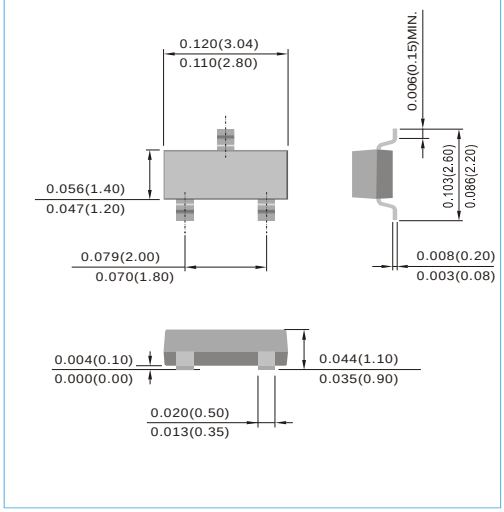

MAXIMUM RATINGS AND ELECTRICAL CHARACTERISTICS(T_A=25°C unless otherwise noted)

Parameter	Symbol	Value	Units
Maximum Power Dissipation (Notes 1) at 25°C	P_D	410	mW
Typical Thermal Resistance ,Junction to Ambient (Notes 2)	$R_{\Theta JA}$	500	°C/W
Operating Junction and StorageTemperature Range	T_J	-55 to +150	°C

NOTES:

1. Mounted on 50mmX16mm FR-4 board.
2. Mounted on minimum pad layout (1cmX1cm FR-4 board).

SINGLE

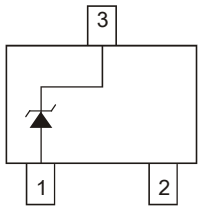

BZX84C2V4 SERIES

Part Number	Nominal Zener Voltage			Max. Zener Impedance				Max Reverse Leakage Current		Marking Code
	V_Z @ I_{ZT}			Z_{ZT} @ I_{ZT}		Z_{ZK} @ I_{ZK}		I_R @ V_R		
	Nom. V	Min. V	Max. V	Ω	mA	Ω	mA	μA	V	
BZX84C2V4	2.4	2.28	2.52	100	5.0	600	1.00	50	1.0	W1
BZX84C2V7	2.7	2.57	2.84	100	5.0	600	1.00	20	1.0	W2
BZX84C3	3	2.85	3.15	95	5.0	600	1.00	10	1.0	W3
BZX84C3V3	3.3	3.14	3.47	95	5.0	600	1.00	5.0	1.0	W4
BZX84C3V6	3.6	3.42	3.78	90	5.0	600	1.00	5.0	1.0	W5
BZX84C3V9	3.9	3.71	4.10	90	5.0	600	1.00	3.0	1.0	W6
BZX84C4V3	4.3	4.09	4.52	90	5.0	600	1.00	3.0	1.0	W7
BZX84C4V7	4.7	4.47	4.94	80	5.0	500	1.00	3.0	2.0	W8
BZX84C5V1	5.1	4.85	5.36	60	5.0	480	1.00	2.0	2.0	W9
BZX84C5V6	5.6	5.32	5.88	40	5.0	400	1.00	1.0	2.0	WA
BZX84C6V2	6.2	5.89	6.51	10	5.0	150	1.00	3.0	4.0	WB
BZX84C6V8	6.8	6.46	7.14	15	5.0	80	1.00	2.0	4.0	WC
BZX84C7V5	7.5	7.13	7.88	15	5.0	80	1.00	1.0	5.0	WD
BZX84C8V2	8.2	7.79	8.61	15	5.0	80	1.00	0.7	5.0	WE
BZX84C8V7	8.7	8.27	9.14	15	5.0	100	1.00	0.7	5.0	87C
BZX84C9V1	9.1	8.65	9.56	15	5.0	100	1.00	0.5	6.0	WF
BZX84C10	10	9.50	10.50	20	5.0	150	1.00	0.2	7.0	WG
BZX84C11	11	10.45	11.55	20	5.0	150	1.00	0.1	8.0	WH
BZX84C12	12	11.40	12.60	25	5.0	150	1.00	0.1	8.0	WI
BZX84C13	13	12.35	13.65	30	5.0	170	1.00	0.1	8.0	WK
BZX84C14	14	13.30	14.70	30	5.0	170	1.00	0.1	10.0	WJ
BZX84C15	15	14.25	15.75	30	5.0	200	1.00	0.1	10.5	WL
BZX84C16	16	15.20	16.80	40	5.0	200	1.00	0.1	11.2	WM
BZX84C17	17	16.15	17.85	40	5.0	200	1.00	0.1	12.2	17C
BZX84C18	18	17.10	18.90	45	5.0	225	1.00	0.1	12.6	WN
BZX84C20	20	19.00	21.00	55	5.0	225	1.00	0.1	14.0	WO
BZX84C22	22	20.90	23.10	55	5.0	250	1.00	0.1	15.4	WP
BZX84C24	24	22.80	25.20	70	5.0	250	1.00	0.1	16.8	WR
BZX84C27	27	25.65	28.35	80	5.0	300	1.00	0.1	18.9	WS
BZX84C28	28	26.60	29.40	80	5.0	300	1.00	0.1	20.5	28C
BZX84C30	30	28.50	31.50	80	5.0	300	1.00	0.1	21.0	WT
BZX84C33	33	31.35	34.65	80	5.0	325	1.00	0.1	23.1	WU
BZX84C36	36	34.20	37.80	90	5.0	350	1.00	0.1	25.2	WW
BZX84C39	39	37.05	40.95	130	5.0	350	1.00	0.1	27.3	WX
BZX84C43	43	40.85	45.15	150	5.0	375	1.00	0.1	30.1	WY
BZX84C47	47	44.65	49.35	170	5.0	375	1.00	0.1	32.9	WZ
BZX84C51	51	48.45	53.55	100	5.0	400	1.00	0.1	38.0	XA
BZX84C56	56	53.20	58.80	135	2.5	1000	1.00	0.1	42.0	X2
BZX84C62	62	58.90	65.10	150	2.5	1000	1.00	0.1	46.0	X3
BZX84C68	68	64.60	71.40	200	2.5	1000	1.00	0.1	51.0	X4
BZX84C75	75	71.25	78.75	250	2.5	1000	1.00	0.1	56.0	X5

BZX84C2V4 SERIES

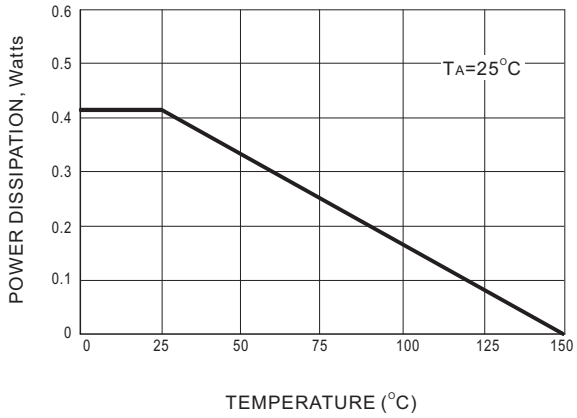

Fig.1 STEADY STATE POWER DERATING

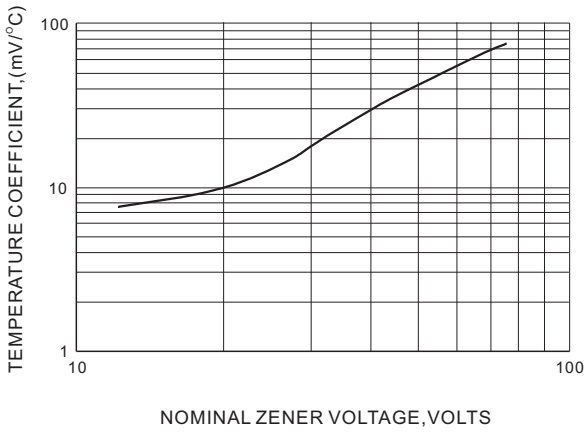

Fig.2 TEMPERATURE COEFFICENTS

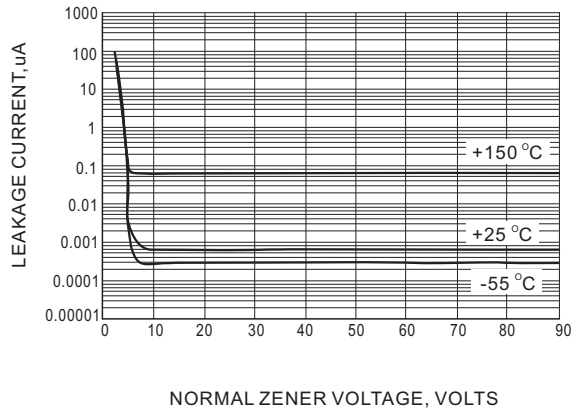

Fig.3 TYPICAL LEAKAGE CURRENT

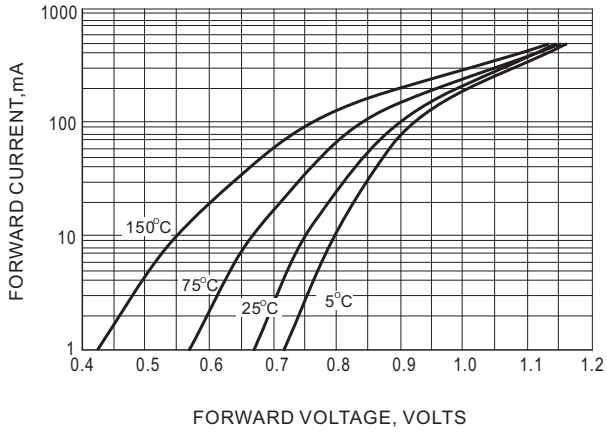

Fig.4 TYPICAL FORWARD VOLTAGE

BZX84C2V4 SERIES

MOUNTING PAD LAYOUT

SOT-23 Unit：inch(mm)

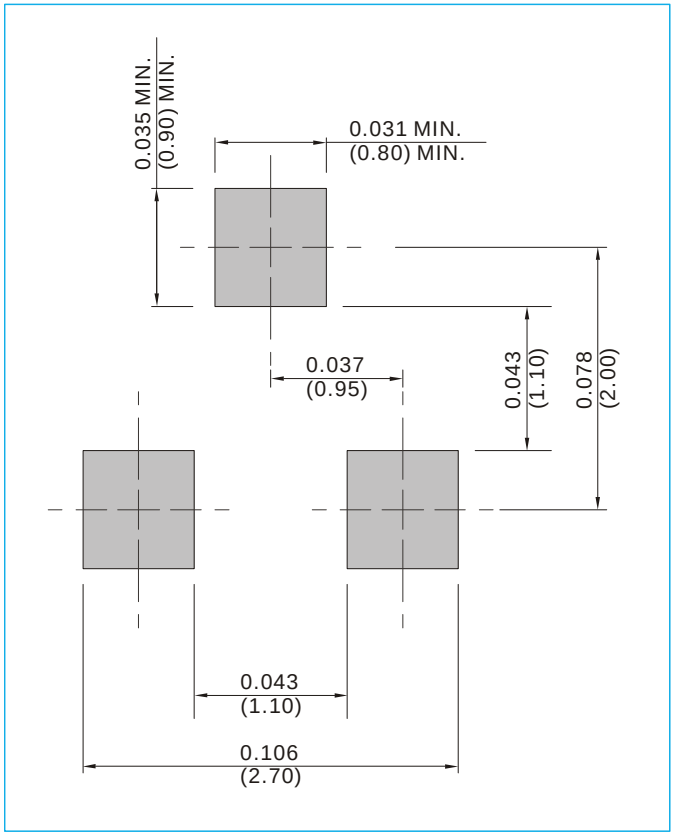

ORDER INFORMATION

- Packing information

  T/R - 12K per 13" plastic Reel

  T/R - 3K per 7" plastic Reel

BZX84C2V4 SERIES

Part No_packing code_Version

BZX84C2V4_R1_00001

BZX84C2V4_R2_00001

For example :

RB500V-40_R2_00001

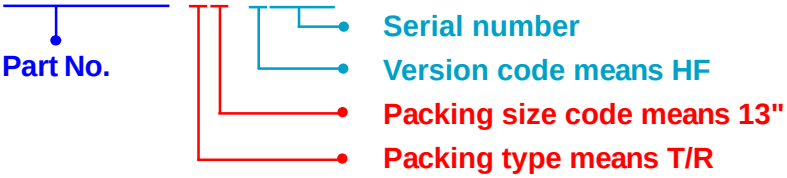

Packing Code XX				Version Code XXXXX		
Packing type	1st Code	Packing size code	2nd Code	HF or RoHS	1st Code	2nd~5th Code
Tape and Ammunition Box (T/B)	A	N/A	0	HF	0	serial number
Tape and Reel (T/R)	R	7"	1	RoHS	1	serial number
Bulk Packing (B/P)	B	13"	2			
Tube Packing (T/P)	T	26mm	X			
Tape and Reel (Right Oriented) (TRR)	S	52mm	Y			
Tape and Reel (Left Oriented) (TRL)	L	PANASERT T/B CATHODE UP (PBCU)	U			
FORMING	F	PANASERT T/B CATHODE DOWN (PBCD)	D			

BZX84C2V4 SERIES

Disclaimer

- Reproducing and modifying information of the document is prohibited without permission from Panjit International Inc..
- Panjit International Inc. reserves the rights to make changes of the content herein the document anytime without notification. Please refer to our website for the latest document.
- Panjit International Inc. disclaims any and all liability arising out of the application or use of any product including damages incidentally and consequentially occurred.
- Panjit International Inc. does not assume any and all implied warranties, including warranties of fitness for particular purpose, non-infringement and merchantability.
- Applications shown on the herein document are examples of standard use and operation. Customers are responsible in comprehending the suitable use in particular applications. Panjit International Inc. makes no representation or warranty that such applications will be suitable for the specified use without further testing or modification.
- The products shown herein are not designed and authorized for equipments requiring high level of reliability or relating to human life and for any applications concerning life-saving or life-sustaining, such as medical instruments, transportation equipment, aerospace machinery et cetera. Customers using or selling these products for use in such applications do so at their own risk and agree to fully indemnify Panjit International Inc. for any damages resulting from such improper use or sale.
- Since Panjit uses lot number as the tracking base, please provide the lot number for tracking when complaining.

Unikeyic Electronics

Global Electronic Components Distributor

Click to view pricing, inventory, delivery, and lifecycle information:

PANJIT:

BAV99_R1_00001 MMSZ5248B_R1_00001 P4SMAJ180A_R1_00001 PSDB1560L1_T0_00001 PSDH6060CCS1_T0_00001 S1G_R2_00001 BAV70_R1_00101 BSS8402DW_R1_00001 GS1010FL-LE_R1_00001 S3JA_R2_00001 SB36AFC-AU_R1_000A1 SS20100FL_R1_00001 S100_R1_00001 BZT52-B27S ER2004CT_TO_00001 MMSZ5245AS_R1_00001 P6SMBJ10A_R1_00001 PJSD24TS-AU_R1_000A1 ZMM55-C43_R1_10001 GS1M_R1_10001 BAT750_R1_00001 P4FL6.5A_R1_00001 P6SMB75A_R3_00001 SB34AFC-AU_R1_000A1 UF808_T0_00001 BZT52-B8V2S_R1_00001 MMSZ5242B_R1_00001 BZT52B12S_R1_00001 ER2D_R2_00001 SB34AFC_R1_00001