REVISIONS					
REV.	ECN NO.	LOCATION	DESCRIPTION	DATE	DESIGN
A0	N/A		INITIAL RELEASE	/	/
A1	N/A		图面升级整理图面	2025.09.15	阿 树

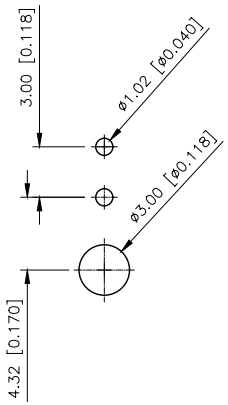

2x01P P.C.B LAYOUT

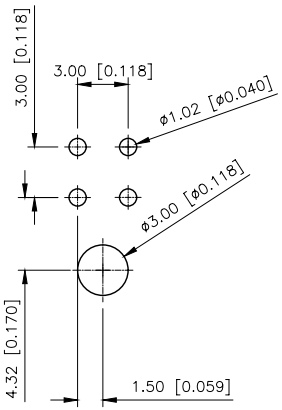

2x02P P.C.B LAYOUT

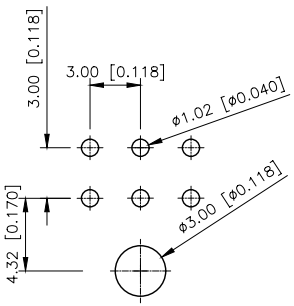

2x03P P.C.B LAYOUT

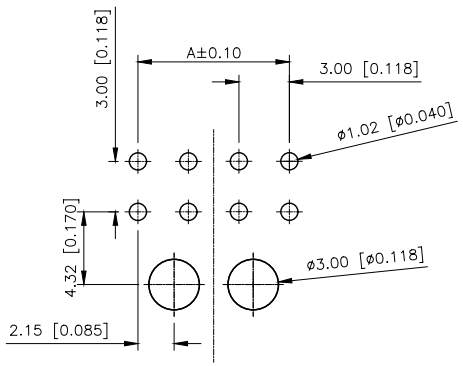

2x04P~2x12P P.C.B LAYOUT

■SPECIFICATIONS
- •Voltage rating:250V AC/DC
- •Current rating:5A AC/DC
- •Withstanding Voltage:1000V AC/minute
- •Temperature range:−45°C+125°C
- •Insulation resistance:≥1000MΩ
- •Contact resistance:≤10mΩ
- •After environmental testing: ≤20mΩ

PART NO.:

X3025 W R−2x08−LP SW
① ② ③ ④ ⑤ ⑥

①Series No
②Category:W−Wafer
③Welding Board Angle:R−Stright 90°
④Row No−Pin No: 2xXX−2x01P~2x12P
⑤Material:LP−LCP UL94V−0;
9T−PA9T UL94V−0
⑥Planting:V01:Gold−Gold 1u"
SW−Matte Tin

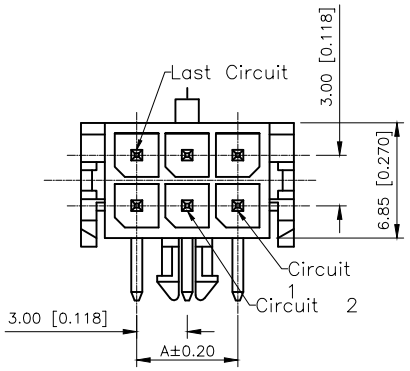

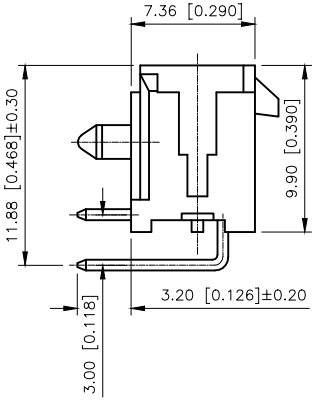

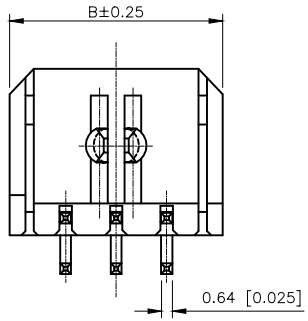

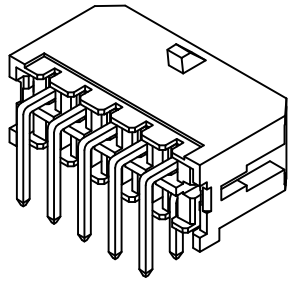

Poles	Dimensions(mm)		Poles	Dimensions(mm)	
	A	B		A	B
2x01	/	6.65	2x07	18.00	24.65
2x02	3.00	9.65	2x08	21.00	27.65
2x03	6.00	12.65	2x09	24.00	30.65
2x04	9.00	15.65	2x10	27.00	33.65
2x05	12.00	18.65	2x11	30.00	36.65
2x06	15.00	21.65	2x12	33.00	39.65

PART NO	Material	Material(Pin)	Finish	Suitable XKB Housing
X3025WR−2x08−9TV01	PA9T	Brass	Gold 1u"	X3025HM−2xXX
X3025WR−2x08−LPSW	LCP		Matte Tin	
X3025WR−2x08−LPV01			Gold 1u"	

AuGLAR	±5°
X.	±0.40
X.x	±0.30
X.xx	±0.20
X.xxx	±0.15
UNSPECIFIED TOLERAuCES	

XKB 星创 Connection

DESIGN	阿 树	VIEW:	MODEL TYPE: 3.00 mm Crimp Style Connectors
CHECKED		UNIT: mm/in	PART NO.: X3025WR−2x08−LPSW
APPROVED		SIZE: A4	DWG NO.: X−X3025WR−2x08−LPSW

XKB INDUSTRIAL PRECISION CO.,LIMITED

SCALE	PAGE	REVISION
N/A	1/1	A1