Inductive sensor

NJ2-11-N-Y14235

- 2 mm flush



Dimensions

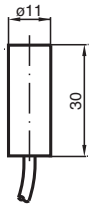

Technical Data

General specifications		
Switching function		Normally closed (NC)
Output type		NAMUR
Rated operating distance	s_n	2 mm
Installation		flush
Assured operating distance	s_a	0 ... 1.62 mm
Actual operating distance	s_r	1.8 ... 2.2 mm
Reduction factor r_{Al}		0.4
Reduction factor r_{Cu}		0.3
Reduction factor r_{304}		0.85
Output type		2-wire
Nominal ratings		
Nominal voltage	U_o	8 V
Switching frequency	f	0 ... 3000 Hz
Hysteresis	H	0.5 ... 3.5 typ. 2 %
Current consumption		
Measuring plate not detected		min. 3 mA

Release date: 2024-05-28 Date of issue: 2024-06-02 Filename: 70133202_eng.pdf

Technical Data

Measuring plate detected		≤ 1 mA
Functional safety related parameters		
$MTTF_d$		5887 a
Mission Time (T_M)		20 a
Diagnostic Coverage (DC)		0 %
Compliance with standards and directives		
Standard conformity		
NAMUR		EN 60947-5-6:2000 IEC 60947-5-6:1999
Standards		EN IEC 60947-5-2
Approvals and certificates		
IECEx approval		
Equipment protection level Gb		IECEx PTB 11.0037X
Equipment protection level Da		IECEx PTB 11.0037X
Equipment protection level Mb		IECEx PTB 11.0037X
ATEX approval		
Equipment protection level Gb		PTB 00 ATEX 2048 X
Equipment protection level Da		PTB 00 ATEX 2048 X
UL approval		cULus Listed, General Purpose
CML approval		on request
ANZEx		18.3018X
Ambient conditions		
Ambient temperature		-25 ... 100 °C (-13 ... 212 °F)
Mechanical specifications		
Connection type		cable
Housing material		PVDF
Sensing face		PVDF
Degree of protection		IP68
Cable		
Cable diameter		4.8 mm ± 0.2 mm
Bending radius		> 10 x cable diameter
Material		PUR
Core cross section		0.34 mm^2
Length	L	5 m
Dimensions		
Length		31 mm
Diameter		11 mm
General information		
Use in the hazardous area		see instruction manuals

Connection

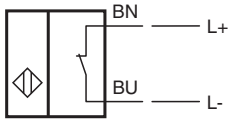

Release date: 2024-05-28 Date of issue: 2024-06-02 Filename: 70133202_eng.pdf