

MATING HEIGHT



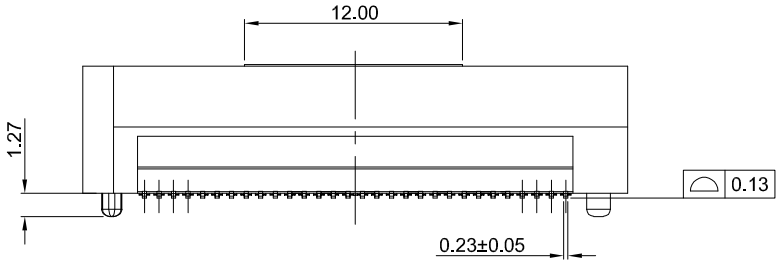

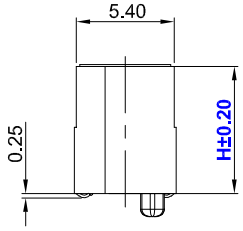

GT-B0803 F S V XX -XX X XX 01

- G-Switch
- Series No
- F-Female
- Termipoint: S-SMT
- Angle: V-180°
- Terminal Plating: 04-Au10μ"
- Housing Colour: B-Black
- Pin Q' PY: 10~200
- Height: 50-5.10mm; 70-7.00mm; 90-9.00mm

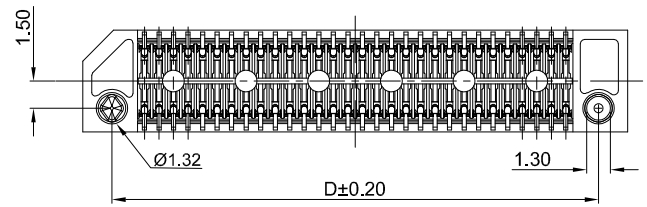

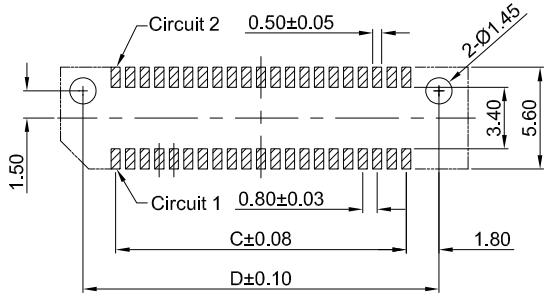

PCB REFERENCE DIAGRAM
TOLERANCE:±0.05

G-Switch Specification:

1.Current rated: 1.4A AC/DC
2.Voltage rating: 225V AC/DC
3.Withstanding voltage: 675V AC
4.Contact resistance: 15mΩ Max.
5.Insulation resistance: 5000MΩ min
6.Durability cycle: 30 Cycles
7.Removal force: 0.01kgf/Pin min
8.Operating temperature range: -55°C ~ +125°C

Ordering Information:

Circuit	Dimensions(mm)			
	A	B	C	D
10	10.00	8.32	3.20	6.80
20	14.00	12.32	7.20	10.80
22	14.80	13.12	8.00	11.60
24	15.60	13.92	8.80	12.40
26	16.40	14.72	9.60	13.20
30	18.00	16.32	11.20	14.80
40	22.00	20.32	15.20	18.80
50	26.00	24.32	19.20	22.80
60	30.00	28.32	23.20	26.80
70	34.00	32.32	27.20	30.80
80	38.00	36.32	31.20	34.80
100	46.00	44.32	39.20	42.80
120	54.00	52.32	47.20	50.80
140	62.00	60.32	55.20	58.80
150	66.00	64.32	59.20	62.80
200	86.00	84.32	79.20	82.00

Height	H(mm)
5.00	5.10
7.00	7.00
9.00	9.00

Mated height(mm)			
Male(H)	Female(H)		
	5.00	7.00	9.00
2.0	7.00	9.00	11.00
3.0	8.00	--	--
5.0	10.00	12.00	14.00
8.0	13.00	15.00	17.00
9.0	14.00	16.00	18.00



Pb Process Capable | RoHS Compliant EU RoHS Standards | Compliant Halogen Free

NO.	PART NAME	MATERIAL	REMARK
2	CONTACT	PHOSPHOR BRONZE	Au10μ " ON CONTACT AREA
1	HOUSING	LCP,94V-0	BLACK

SCALE: 1:1	UNIT: mm	Title:	BTB 0.80mm Pitch 180° Dual Rows SMT Type Female Connector
SIZE: A4		Model Code:	GT-B0803FSVXX-XXXXX01

Unless otherwise General Tolerance:

X	±0.40
X.x	±0.30
X.xx	±0.20
X°	±5°
X.x°	±3°

DRAWN	CHECKED	APPROVED	DATE
Hu	Chen	Chen	2022.12.28

品赞科技 b-Switch www.dg-switch.com

REV: A0 SHEET: 1/1