BC847C

SOT23 Plastic-Encapsulate Transistors (NPN)

Features

- Low frequency, low noise pre-amplifier.
- High PC and hFE, excellent hFE linearity.



SOT23

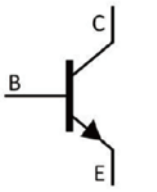

Equivalent Circuit

Absolute Maximum Ratings(T_A=25℃)

Symbol	Parameter	Value	Uniat
V_{CBO}	Collector-Base Voltage	50	V
V_{CEO}	Collector-Emitter Voltage	45	V
V_{EBO}	Emitter-Base Voltage	5	V
I_C	Collector Current	0.1	A
P_C	Collector Power Dissipation	200	mW
$R_{\theta JA}$	Thermal Resistance From Junction To Ambient	625	℃/W
T_J,T_{stg}	Operation Junction And Storage Temperature Range	-55～+150	℃/W

Electrical Characteristics (T_A=25℃ unless otherwise specified)

Symbol	Parameter	Test conditions	Min	Typ	Max	Unit
$V_{(BR)CBO}$	Collector-base breakdown voltage	I_C=100μA, I_E=0	50			V
$V_{(BR)CEO}$	Collector-emitter breakdown voltage	I_C=100mA, I_B=0	45			V
$V_{(BR)EBO}$	Emitter-base breakdown voltage	I_E=100μA, I_C=0	5			V
I_{CEO}	Collector cut-off current	V_{CE}=35V, I_E=0			1	nA
I_{CBO}	Collector cut-off current	V_{CB}=50V, I_E=0			100	nA
I_{EBO}	Emitter cut-off current	V_{EB}=3V, I_C=0			100	nA
$h_{FE(1)}$	DC current gain(1)	V_{CE}=5V, I_C=1mA	200		450	
$V_{CE(sat)}$	Collector-emitter saturation voltage	I_C=100mA, I_B=5mA			0.3	V
$V_{BE(sat)}$	Base-emitter saturation voltage				1.0	V
f_T	Transition frequency	V_{CE}=5V, I_C=10mA, f=30MHz	150			MHz

Ordering information

Product ID	Pack	Naming rule	Marking	hFE(1)	Qty(PCS)
BC847C	SOT23	BC847C 产品名称 product name	1G	200~450	3000

Typical Characteristics

Static Characteristic

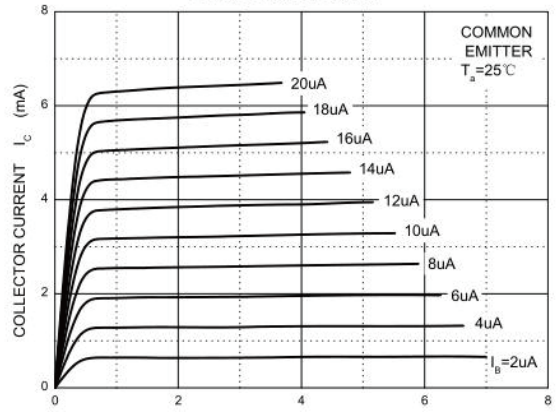

COLLECTOR-EMITTER VOLTAGE V_{CE}(V)

h_{FE} — I_C

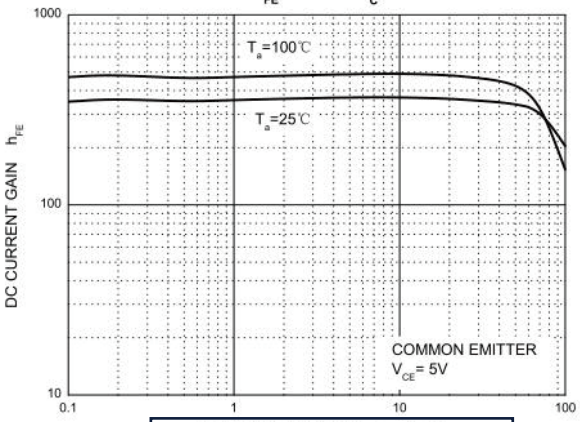

COLLECTOR CURRENT I_C(mA)

V_{CEsat} — I_C

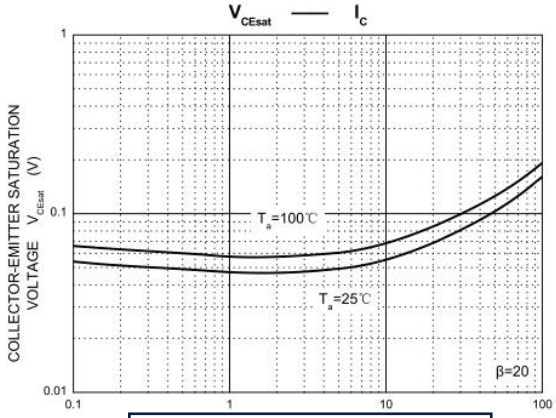

COLLECTOR CURRENT I_C(mA)

V_{BEsat} — I_C

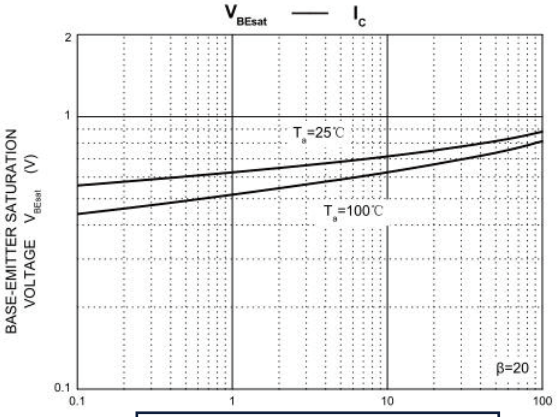

COLLECTOR CURRENT I_C(mA)

I_C — V_{BE}

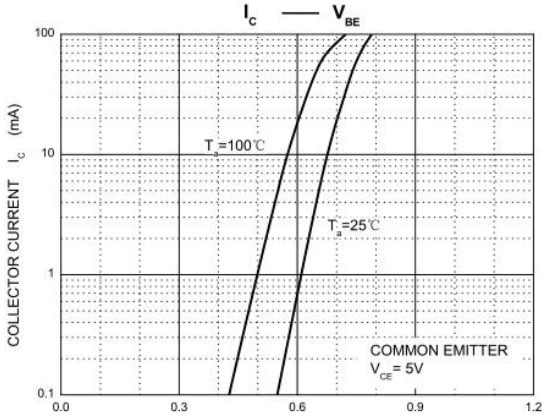

BASE-EMMITER VOLTAGE V_{BE}(V)

f_T — I_C

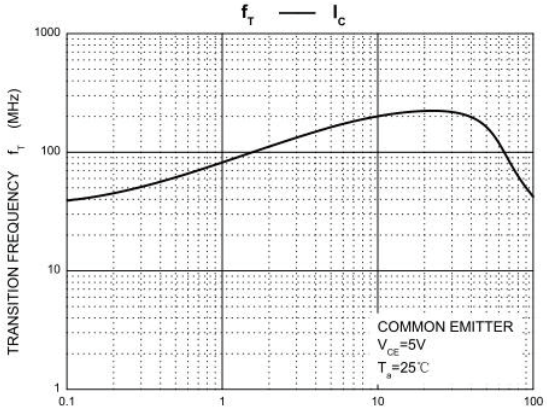

COLLECTOR CURRENT I_C(mA)

C_{ob}/ C_{ib} — V_{CB}/ V_{EB}

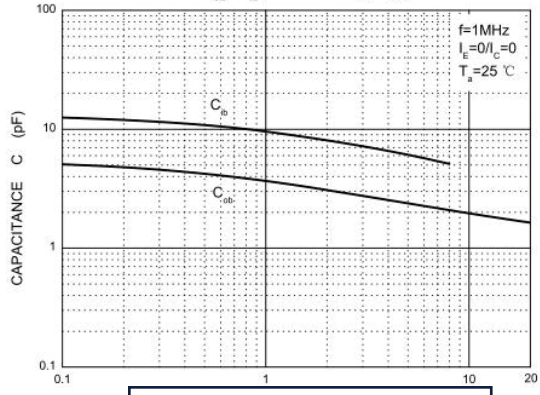

COLLECTOR CURRENT I_C(mA)

P_C — T_a

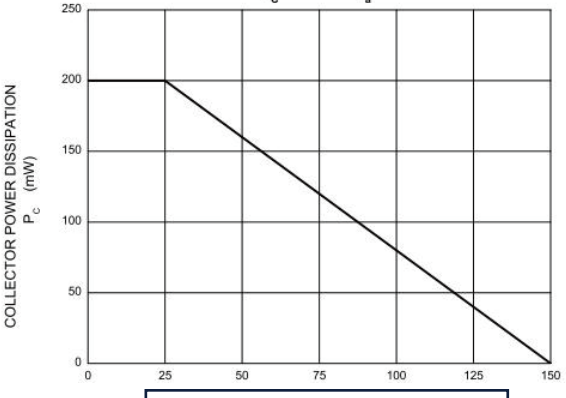

AMBIENT TEMPERATURE Ta(°C)

SOT23 Package Outline Dimensions

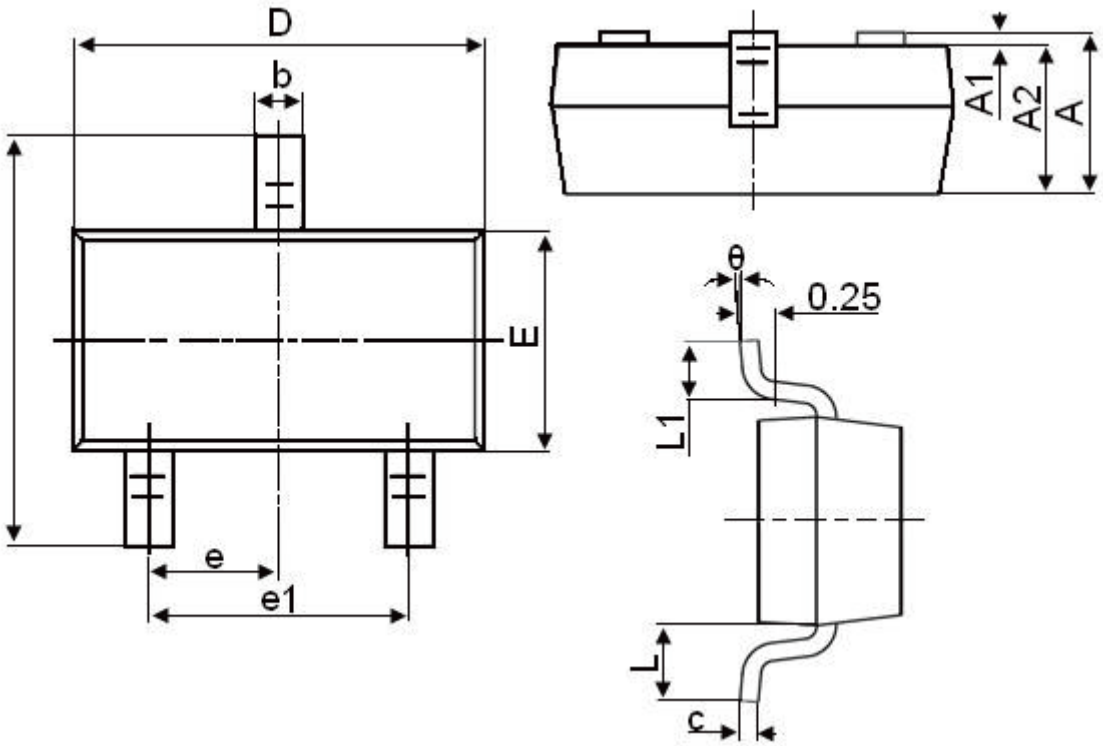

Symbol	Dimensions in Millimeters	
	mm	
	Min	Max
A	0.900	1.150
A1	0.000	0.100
A2	0.900	1.050
b	0.300	0.500
c	0.080	0.150
D	2.800	3.000
E	1.200	1.400
E1	2.250	2.550
e	0.950TYP	
e1	1.800	2.000
L	0.550REF	
L1	0.300	0.500
θ	0°	8°