VF20150C-M3/4W
Schottky Rectifier Diodes

Features

- Low power loss,high efficiency
- High current capability,low forward voltage drop
- High surge capability



TO-220F

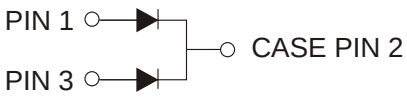

Maximum Ratings (Ta=25°C unless otherwise noted)

Symbol	Parameter	Limit	Unit
V_{RRM}	Peak repetitive reverse voltage	150	V
V_{RWM}	Working peak reverse voltage		
V_R	DC blocking voltage		
$V_{R(RMS)}$	RMS reverse voltage	110	V
I_O	Average rectified output current	20	A
I_{FSM}	Non-Repetitive peak forward surge current (8.3ms half sine wave)	175	A
$R_{\Theta Jc}$	Thermal resistance from junction to case ,Tc=25°C	2.0	°C/W
$R_{\Theta JA}$	Thermal resistance from junction to ambient	62.5	°C/W
T_j	Junction temperature	150	°C
T_{stg}	Storage temperature	-55~+150	°C

Electrical Characteristics (Ta=25°C unless otherwise specified)

Parameter	Symbol	Test conditions		Min	Typ	Max	Unit
Reverse voltage	$V_{(BR)}$	I_R=0.1mA		150			V
Reverse current	I_R	V_R=150V	Tj =25℃			100	uA
			Tj =125°C			150	mA
Forward voltage	V_F	I_F=10A	Tj =25°C		0.92		V
			Tj =125°C		0.80		V
		I_F=20A	Tj =25°C		1.10		V
			Tj =125°C		1.00		V

*Pulse test: pulse width ≤300μs, duty cycle≤ 2.0%.

Typical Characteristics

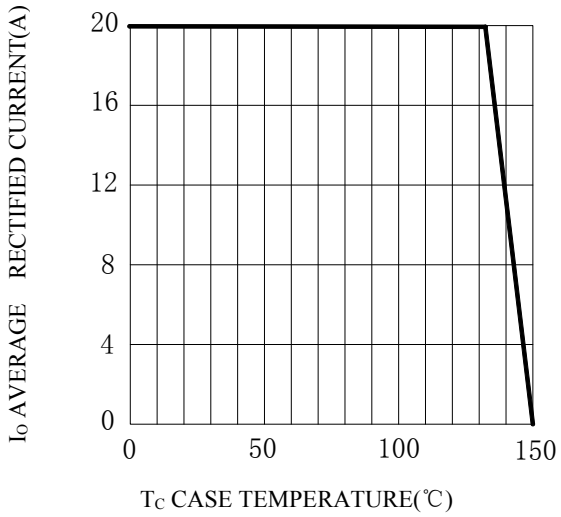

Fig.1 Forward Current Derating Curve

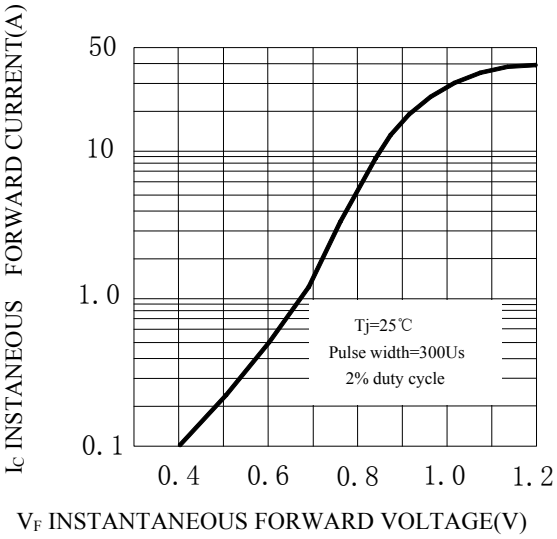

Fig.2 Typical Forward Characteristics

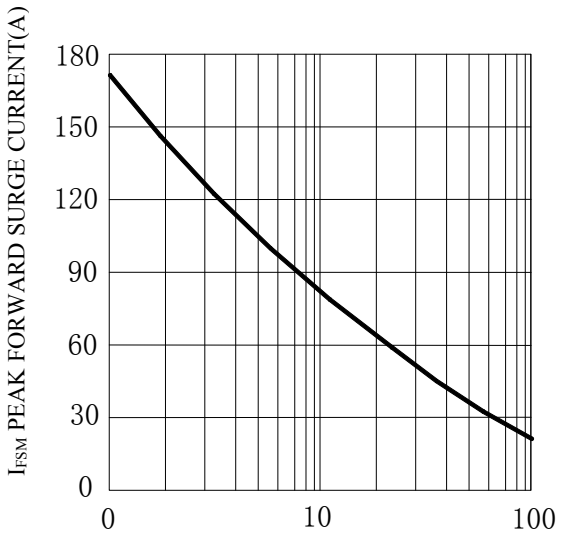

Fig.3 Max Non-Repetitive Surge Current

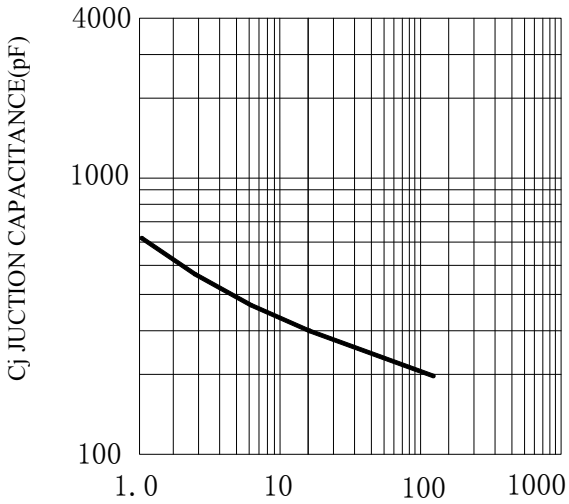

Fig.4 Typical Junction Capacitance

Package Information

TO-220F

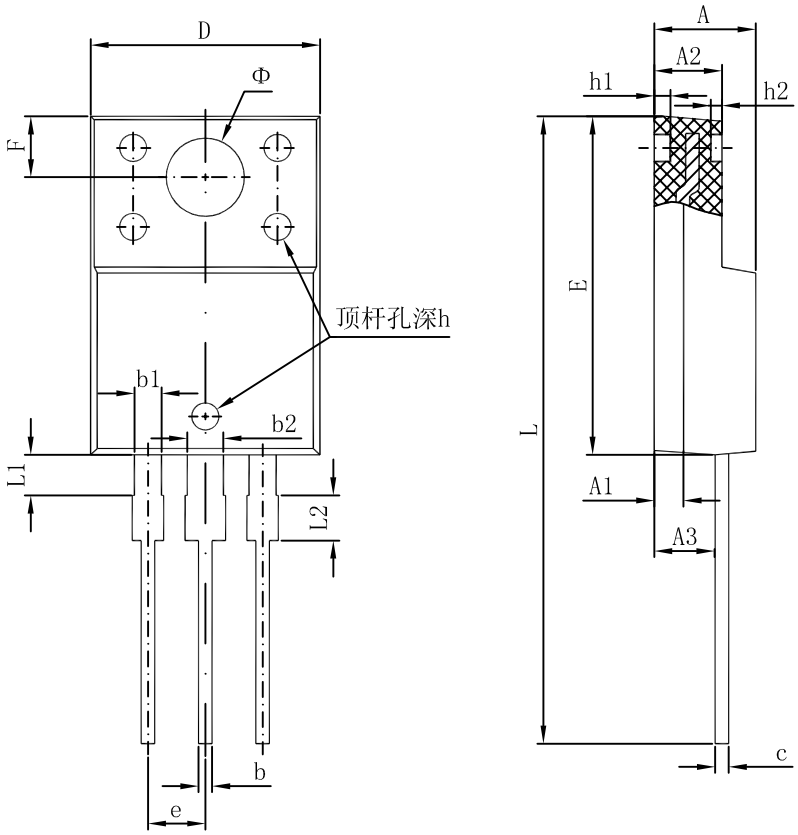

Symbol	Dimensions In Millimeters		Dimensions In Inches	
	Min.	Max.	Min.	Max.
A	4.300	4.700	0.169	0.185
A1	1.300 REF.		0.051 REF.	
A2	2.800	3.200	0.110	0.126
A3	2.500	2.900	0.098	0.114
b	0.500	0.750	0.020	0.030
b1	1.100	1.350	0.043	0.053
b2	1.500	1.750	0.059	0.069
c	0.500	0.750	0.020	0.030
D	9.960	10.360	0.392	0.408
E	14.800	15.200	0.583	0.598
e	2.540 TYP.		0.100 TYP.	
F	2.700 REF.		0.106 REF.	
Φ	3.500 REF.		0.138 REF.	
h	0.000	0.300	0.000	0.012
h1	0.800 REF.		0.031 REF.	
h2	0.500 REF.		0.020 REF.	
L	28.000	28.400	1.102	1.118
L1	1.700	1.900	0.067	0.075
L2	1.900	2.100	0.075	0.083

Attention

■ Any and all HUA XUAN YANG ELECTRONICS products described or contained herein do not have specifications that can handle applications that require extremely high levels of reliability, such as life-support systems, aircraft's control systems, or other applications whose failure can be reasonably expected to result in serious physical and/or material damage. Consult with your HUA XUAN YANG ELECTRONICS representative nearest you before using any HUA XUAN YANG ELECTRONICS products described or contained herein in such applications.

■ HUA XUAN YANG ELECTRONICS assumes no responsibility for equipment failures that result from using products at values that exceed, even momentarily, rated values (such as maximum ratings, operating condition ranges, or other parameters) listed in products specifications of any and all HUA XUAN YANG ELECTRONICS products described or contained herein.

■ Specifications of any and all HUA XUAN YANG ELECTRONICS products described or contained herein stipulate the performance, characteristics, and functions of the described products in the independent state, and are not guarantees of the performance, characteristics, and functions of the described products as mounted in the customer's products or equipment. To verify symptoms and states that cannot be evaluated in an independent device, the customer should always evaluate and test devices mounted in the customer's products or equipment.

■ HUA XUAN YANG ELECTRONICS CO.,LTD. strives to supply high-quality high-reliability products. However, any and all semiconductor products fail with some probability. It is possible that these probabilistic failures could
give rise to accidents or events that could endanger human lives, that could give rise to smoke or fire, or that could cause damage to other property. When designing equipment, adopt safety measures so that these kinds of accidents or events cannot occur. Such measures include but are not limited to protective circuits and error prevention circuits for safe design, redundant design, and structural design.

■ In the event that any or all HUA XUAN YANG ELECTRONICS products(including technical data, services) described or contained herein are controlled under any of applicable local export control laws and regulations, such products must not be exported without obtaining the export license from the authorities concerned in accordance with the above law.

■ No part of this publication may be reproduced or transmitted in any form or by any means, electronic or mechanical, including photocopying and recording, or any information storage or retrieval system, or otherwise, without the prior written permission of HUA XUAN YANG ELECTRONICS CO.,LTD.

■ Information (including circuit diagrams and circuit parameters) herein is for example only ; it is not guaranteed for volume production. HUA XUAN YANG ELECTRONICS believes information herein is accurate and reliable, but no guarantees are made or implied regarding its use or any infringements of intellectual property rights or other rights of third parties.

■ Any and all information described or contained herein are subject to change without notice due to product/technology improvement, etc. When designing equipment, refer to the "Delivery Specification" for the HUA XUAN YANG ELECTRONICS product that you intend to use.

Unikeyic Electronics

Global Electronic Components Distributor

Click to view pricing, inventory, delivery, and lifecycle information:

HXY MOSFET:

HPTVSUC3D5VB HRCLAMP3371ZCTFT HSD15C.TCT 60N06 HESD36VD3B PESDNC2XD5VBF AQ15C-01FTG HAZ4007-01H HSEN3611D3 BV05C-H RLSD32A121V HSTS521050B331 PJEC5V0M1FN2 PJSD24CW_R1 TPSMB100CA-VR TPSMB28A-VR AZ4007-01H HSG3D15B3.3MA PESDSC2FD5VU HCEZ36V,L3F HESDSLC3V3D3B LM393DR-HXY ESD5L5.0C-HXY ESD5LM5.0C-HXY HSEN2411D3 PESDLC2FD3V3BH PESDNC2XD5VBL AZ4836-01L HACPDQC5V0-HF HLY323BC1524L