RoHS

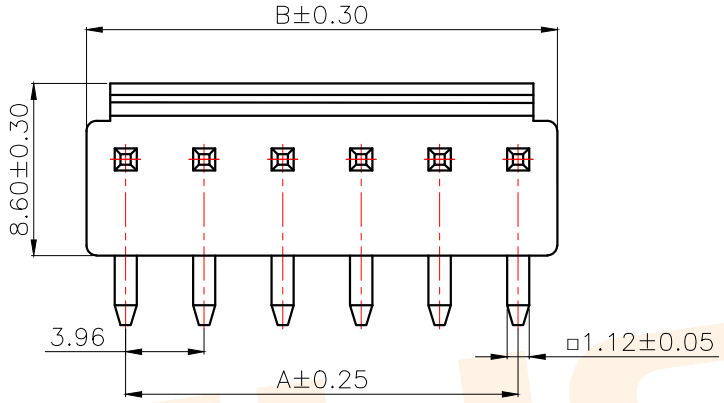

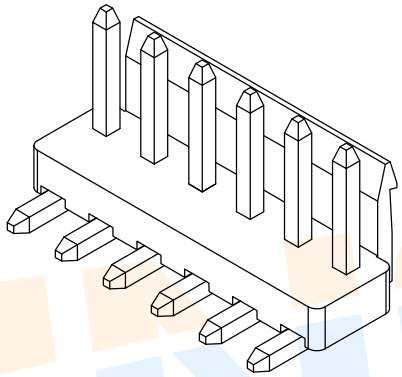

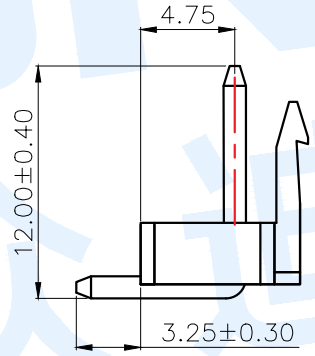

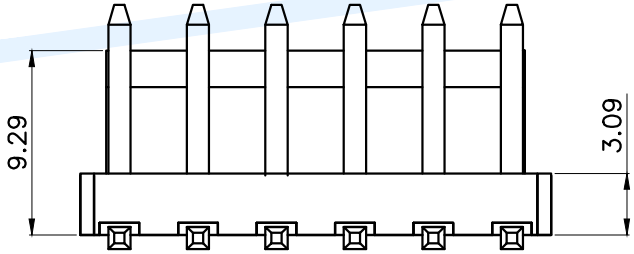

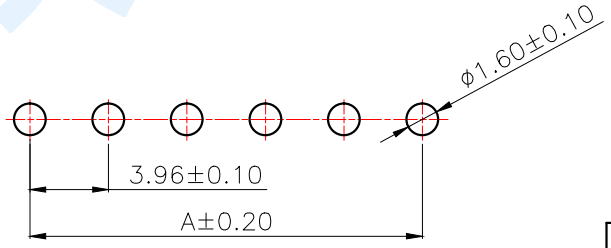

适用线路板(PCB LAYOUT)

Model No.	Pin	A	B
WAFER-VH3.96-2PWZ-W	2	3.96	7.92
WAFER-VH3.96-3PWZ-W	3	7.92	11.88
WAFER-VH3.96-4PWZ-W	4	11.88	15.84
WAFER-VH3.96-5PWZ-W	5	15.84	19.80
WAFER-VH3.96-6PWZ-W	6	19.80	23.76
WAFER-VH3.96-7PWZ-W	7	23.76	27.72
WAFER-VH3.96-8PWZ-W	8	27.72	31.68
WAFER-VH3.96-9PWZ-W	9	31.68	35.64
WAFER-VH3.96-10PWZ-W	10	35.64	39.60
WAFER-VH3.96-11PWZ-W	11	39.60	43.56
WAFER-VH3.96-12PWZ-W	12	43.56	47.52
WAFER-VH3.96-13PWZ-W	13	47.52	51.48
WAFER-VH3.96-14PWZ-W	14	51.48	55.44

Specifications/技术规格:

1.Poles/线数：2～14P
2.Wire range/适用线规：AGW 22#～18#
3.Applicable PC board thickness/适用PC板厚度：1.6mm
4.Current rating/额定电流：7.0A
5.Voltage rating/额定电压：250V DC/AC
6.Insulation Resistance/绝缘电阻：1000MΩ Min
7.Dielectric Withstanding/ 耐电压：1500V AC/minute
8.Contact Resistance/ 接触电阻：20mΩ Max
9.Operating Temperature/ 工作温度：-25℃ to +85℃

NO.	Name	Number	Qty	Materil	Remarks
Ⓑ	Terminal			Brass	Plating Sn
Ⓐ	Housing		1	PA66	White

ZHONGDI® 众迪 Zhongdi Electronic Technology Co., Ltd

| | | |

Unikeyic Electronics

Global Electronic Components Distributor

Click to view pricing, inventory, delivery, and lifecycle information:

ZHONGDI:

WAFER-GH1.25-14PWT-W1-P WAFER-MX1.25-4PWZ-C22-9T WAFER-SUR0.8-12PWT-W1-P
WAFER-XHB2.54-7PWT-W1-P WAFER-ZH1.5-2PLT-W1-P WAFER-ZH1.5-2PWT-W1-P
WAFER-MX1.25-2PWZ-C22-9T WAFER-SH1.0-8PWT-W1-P WAFER-SUR0.8-4PLT-W1-P
WAFER-HY2.0-4PWT-W1-P WAFER-HY2.0-6PLT-W1-P WAFER-MX1.25-5PLT-W1-P
WAFER-HY2.0-7PWT-W1-P WAFER-MX1.25-5PZZ-C22-9T WAFER-SHB1.0-13PLT-W1-P
WAFER-GH1.25-12PLT-W1-P WAFER-SH1.0-11PLT-W1-P WAFER-VH3.96-5PWT-W1-P
WAFER-ZH1.5-12PWT-W1-P WAFER-HY2.0-10PWT-W1-P WAFER-HY2.0-6PWT-W1-P
WAFER-TJC8-2.54-2PWZ WAFER-ZH1.5-4PLT-W1-P WAFER-XH2.54-12PWT-W1-P
WAFER-SH1.0-6PWT-W1-P WAFER-PH2.0-2PWT-W1-P WAFER-SHB1.0-8PWT-W1-P
WAFER-SUR0.8-14PWT-W1-P WAFER-VH3.96-3PWT-W1-P WAFER-TJC8-2.54-12PZZ