由 Autodesk 教育版产品制作

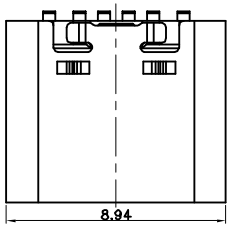

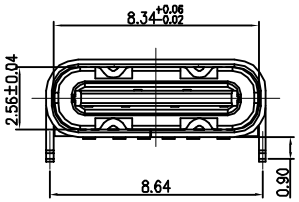

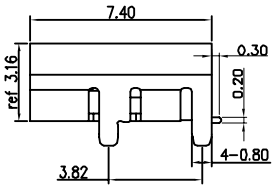

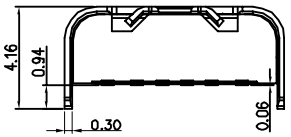

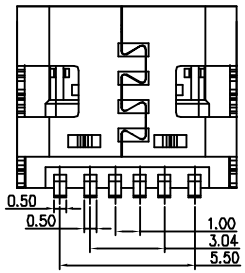

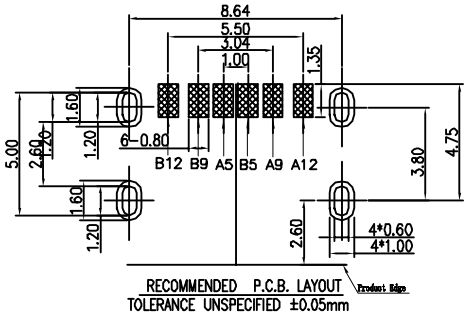

NOTE:

1.MATERIAL SPECIFICATION:
- 1.HOUSING:HIGH TEMPERATURE RESISTANT PLASTIC,UL94 V-0.
- 2.CONTACTS:COPPER ALLOY
- 3.MID PLATE: STAINLESS STEEL
- 4.FRONT SHELL: STAINLESS STEEL

2.PLATING SPECIFICATION:
- 2-1.CONTACTS:
  - Ni 50u" MIN. UNDER PLATED OVER ALL.
  - Au PLATED ON THE FUNCTIONAL AREA OF CONTACT.
  - (GOLD PLATING THICKNESS FOLLOW THE P/N)
  - PLATING SPECIFICATIONS OF THE SOLDER AREA FOLLOW THE P/N
- 2-2.FRONT SHELL:
  - SEE TABLE1.
- 2-3.SHIELD PLATE&EMI PLATE:
  - CLEAR ONLY

3.MECHANICAL PERFORMANCE,
- 3-1.INSERTION FORCE: 0.5~2.0kgf.
- 3-2.REMOVAL FORCE: 0.8kgf~2.0kgf.
- 3-3.DURABILITY: 5000 CYCLES.

4.ELECTRICAL PERFORMANCE,
- 4-1. CURRENT RATING:3.0A
  - VOLTAGE RATING:5.0V
- 4-2. LLCR:
  - VBUS & GND PINS AND OTHER PINS: 40mΩ/PIN MAX.
  - SHIELD: 50mΩ/MAX.
  - LLCR MAX. CHANGE OF ALL PINS: 10mΩ.
- 4-3.INSULATION RESISTANCE: 100MΩ MIN
- 4-4.DIELECTRIC WITHSTAND VOLTAGE,AC 100V FOR 1 MINUTE.

5. ENVIRONMENTAL PERFORMANCE:
- OPERATING TEMPERATURE: -25°C~+85°C.

6.IR REFLOW:
- THE PEAK TEMPERATURE ON THE BOARD SHALL BE MAINTAINED FOR 10 SECONDS AT 260°C.

PIN ASSIGNMENTS

A5	CC1	B12	GND
A9	VBUS	B9	VBUS
A12	GND	B5	CC2
PIN	SIGNAL NAME	PIN	SIGNAL NAME

深圳市万骏达电子有限公司 http://www.wanjunda.com		图号(DWG NO)	单位(UNIT): MM
		版本(REV)	比例(SCALE) 1:1
品名(ITEM NO)	TYPE C 6P板上四脚插板7.4H	日期(DATE)	
料号(PART NO)		设计(DESIGN)	未注公差 TOLERANCE UNSPECIFIED
模号(MODEL NO)		审核(CHECKED)	X.X ±0.30 X.XX ±0.20 X.XXX ±0.10 X° ±5° X.X° ±2°
		核准(APPROVED)	

由 Autodesk 教育版产品制作