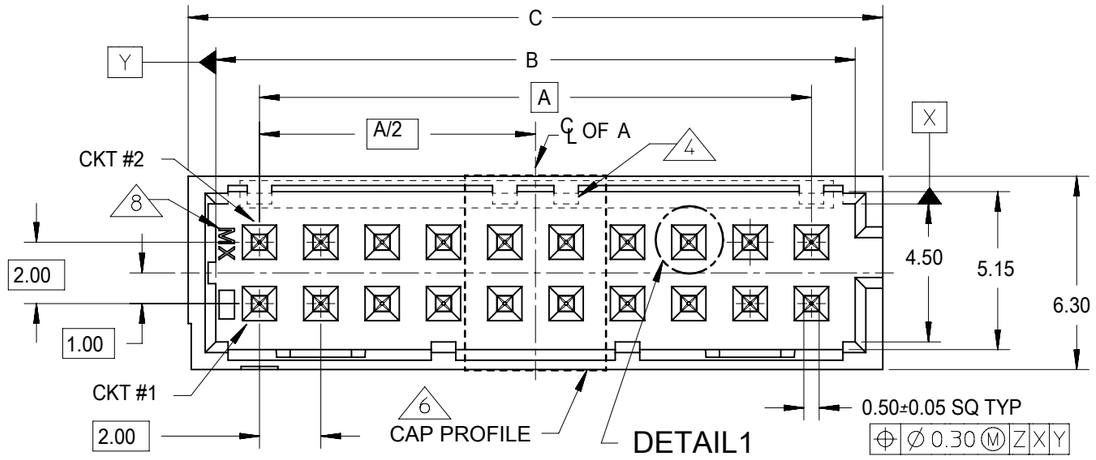

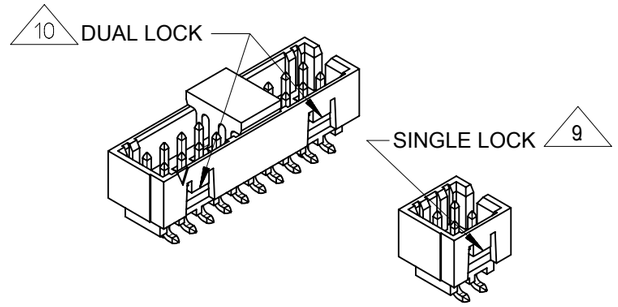

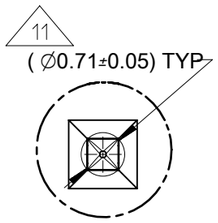

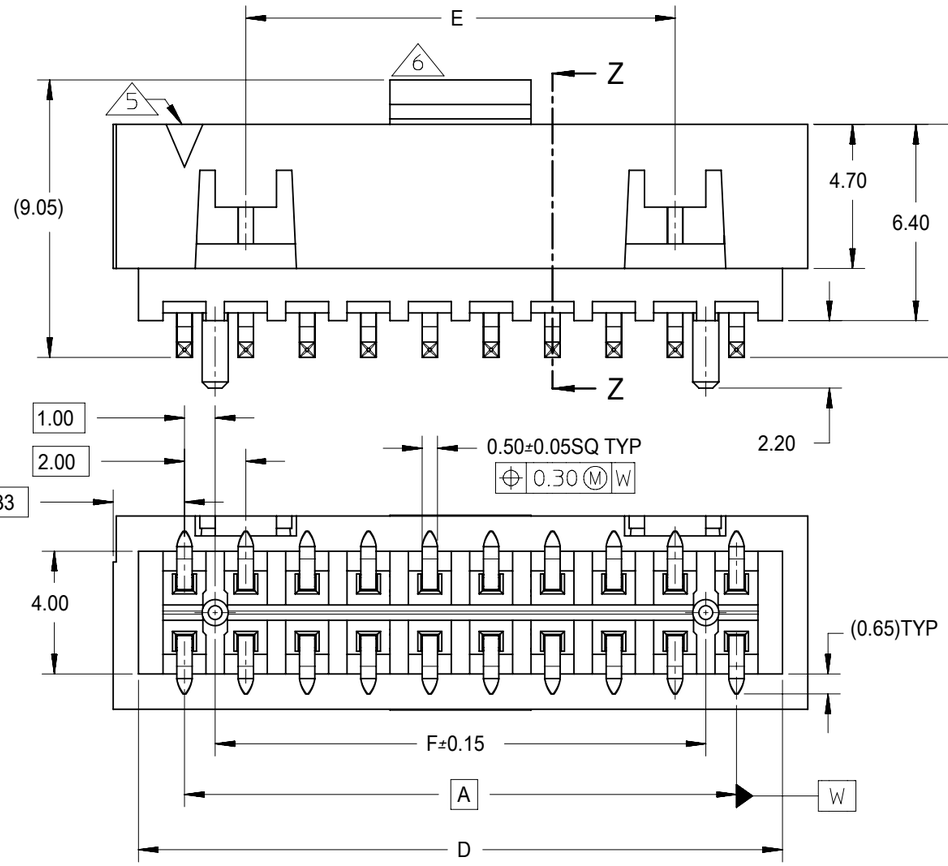

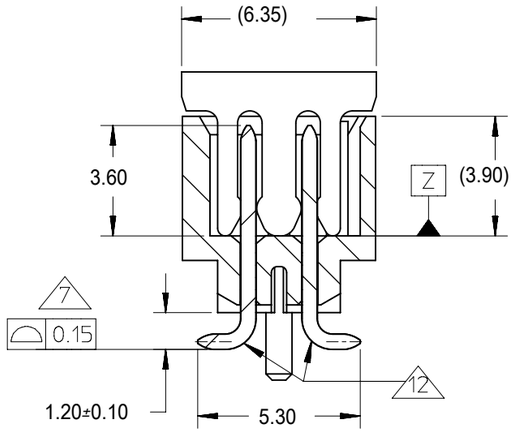

SECTION Z-Z

CKT SIZE	DIMENSION					
	A	B	C	D	E	F
4	2.00	4.85	6.65	5.00	——	——
6	4.00	6.85	8.65	7.00	——	2.00
8	6.00	8.85	10.65	9.00	——	4.00
10	8.00	10.85	12.65	11.00	——	6.00
12	10.00	12.85	14.65	13.00	——	8.00
14	12.00	14.85	16.65	15.00	8.00	10.00
16	14.00	16.85	18.65	17.00	10.00	12.00
18	16.00	18.85	20.65	19.00	12.00	14.00
20	18.00	20.85	22.65	21.00	14.00	16.00
22	20.00	22.85	24.65	23.00	16.00	18.00
24	22.00	24.85	26.65	25.00	18.00	20.00
26	24.00	26.85	28.65	27.00	20.00	22.00
28	26.00	28.85	30.65	29.00	22.00	24.00
30	28.00	30.85	32.65	31.00	24.00	26.00
32	30.00	32.85	34.65	33.00	26.00	28.00
34	32.00	34.85	36.65	35.00	28.00	30.00
36	34.00	36.85	38.65	37.00	30.00	32.00
38	36.00	38.85	40.65	39.00	32.00	34.00
40	38.00	40.85	42.65	41.00	34.00	36.00
42	40.00	42.85	44.65	43.00	36.00	38.00
44	42.00	44.85	46.65	45.00	38.00	40.00
46	44.00	46.85	48.65	47.00	40.00	42.00
48	46.00	48.85	50.65	49.00	42.00	44.00
50	48.00	50.85	52.65	51.00	44.00	46.00

NOTES:

1. FOR ILLUSTRATION PURPOSES, 20 CIRCUIT SIZE WAFER IS SHOWN.
2. MATERIAL :
   HOUSING : LCP, UL94V-0, GLOW WIRE CAPABLE PER IEC-60335-1 5TH EDITION, GLASS FILLED. COLOR: BLACK.
   PIN : 0.50MM SQ. COPPER ALLOY.
3. PRODUCT SPECIFICATION PS-151117-0001 APPLIES.
4. RIB LOCATION VARIES, DEPENDING ON CKT SIZES.
5. CKT 4 AND 6 HAS NO IDENTIFICATION TAG.
6. POSITION OF CAP TO BE LOCATED AT CENTER OF DIM A, IRREGARDLESS OF CKT SIZE. TOP SURFACE OF CAP TO BE FLAT FOR PICK & PLACE PURPOSE.
7. COPLANARITY IS TO BE MEASURED BY RESTING THE SOLDERTAIL ON A GAUGE SURFACE.
8. CAVITY ID AND MX LOGO SHALL BE LOCATED APPROXIMATELY AS SHOWN.
9. SINGLE LOCK FEATURE FOR 4-12CKT.
10. DUAL LOCK FEATURE FOR 14CKT AND ABOVE.
11. DETAIL 2 FOR MMC REFERENCE ONLY.
12. BEND DEPRESSION ON SMT TAIL IS ACCEPTABLE SO LONG IT DOES NOT AFFECT THE OVERALL COPLANARITY OF THE TAIL.

DOCUMENT STATUS	P1	RELEASE DATE	2020/10/05 06:02:27

THIS DRAWING CONTAINS INFORMATION THAT IS PROPRIETARY TO MOLEX ELECTRONIC TECHNOLOGIES, LLC AND SHOULD NOT BE USED WITHOUT WRITTEN PERMISSION

DIMENSION UNITS	SCALE
mm	NTS

GENERAL TOLERANCES (UNLESS SPECIFIED)

	MM	INCH
4 PLACES	±	±
3 PLACES	±	±
2 PLACES	± 0.2	±
1 PLACE	±	±
0 PLACES	±	±
ANGULAR TOL	± 3.0 °	

DRAFT WHERE APPLICABLE MUST REMAIN WITHIN DIMENSIONS

CURRENT REV DESC:

EC NO: 646485

DRWN:	ABABUPS	2020/08/14
CHK'D:	MRAMAKRISHNA	2020/10/05
APPR:	MRAMAKRISHNA	2020/10/05

INITIAL REVISION:

DRWN:	ATSEE	2014/10/10
APPR:	KHLIM	2015/11/05

THIRD ANGLE PROJECTION | DRAWING: A3-SIZE | SERIES: 151118

molex

ASSEMBLY
MGRID, SHROUDED HEADER SMT

PRODUCT CUSTOMER DRAWING

DOCUMENT NUMBER	DOC TYPE	DOC PART	REVISION
SD-151118-0001	PSD	001	A4

MATERIAL NUMBER	CUSTOMER	SHEET NUMBER
SEE TABLE	GENERAL MARKET	1 OF 3

FORMAT: Mel-prod-header-tb-prod-A3
REVISION: D
DATE: 2018/01/19

ASSEMBLY

151118 - X X XX

PLATING OPTIONS	
-X0XX AND -X4XX	2.00µm MIN. TIN OVERALL 1.25µm MIN. NICKEL OVERALL
-X1XX AND -X5XX	0.05µm MIN. GOLD PLATE ON CONTACT AND 2.00µm MIN. TIN(MATTE) ON SOLDERTAIL OVER 1.25µm MIN. NICKEL OVERALL.
-X2XX AND -X6XX	0.38µm MIN. GOLD PLATE ON CONTACT AND 2.00µm MIN. TIN(MATTE) ON SOLDERTAIL OVER 1.25µm MIN. NICKEL OVERALL.
-X3XX AND -X7XX	0.75µm MIN. GOLD PLATE ON CONTACT AND 2.00µm MIN. TIN(MATTE) ON SOLDERTAIL OVER 1.25µm MIN. NICKEL OVERALL.

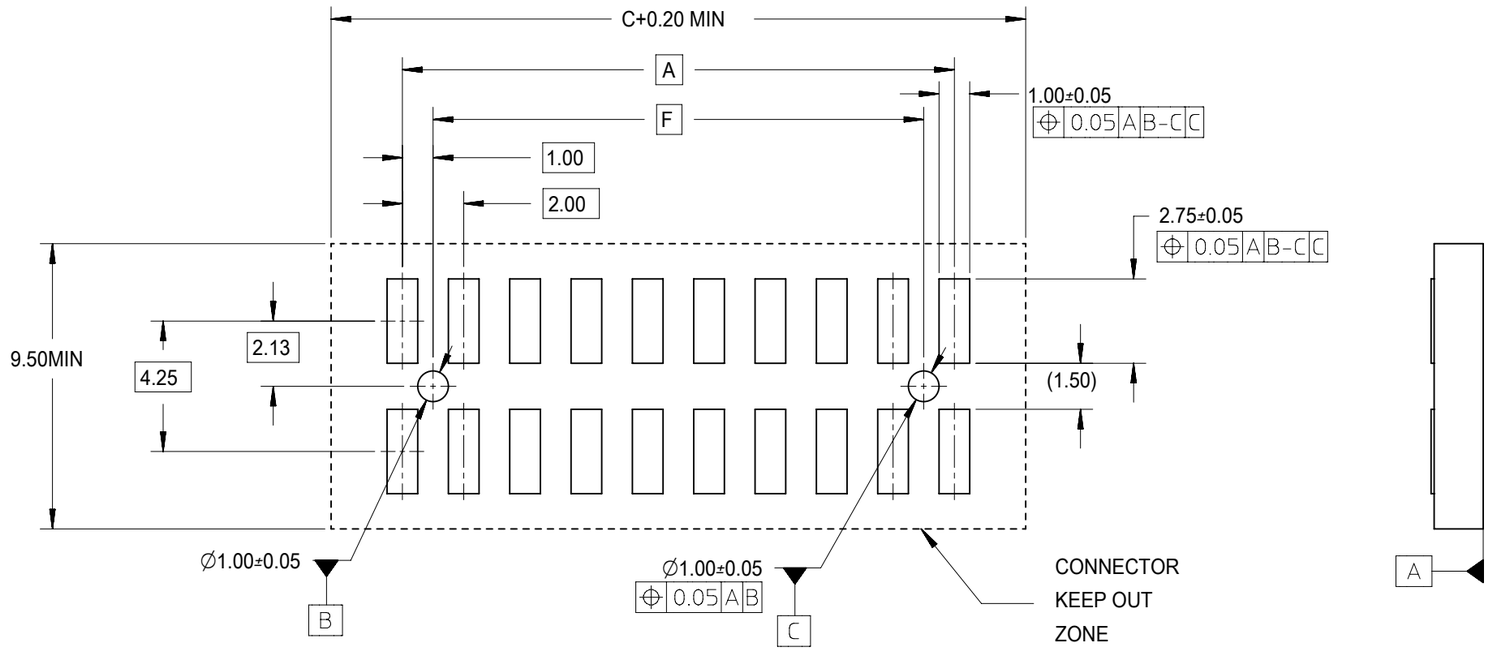

RECOMMENDED PCB LAYOUT

04 - 50	4-50 CKT W/O PEG
54 - 00	4-50 CKT WITH PEG
50+(#)CKT	54 = 4CKT 56 = 6CKT . . . 98 = 48CKT 00 = 50CKT
# = NO OF CKT	

PLATING		CAP OPTION
0	FULL TIN	WITHOUT CAP (FOR TUBE PACKAGING ONLY)
1	Au FLASH	
2	0.38 Au	
3	0.75 Au	
4	FULL TIN	WITH CAP (FOR TUBE AND T&R PACKAGING)
5	Au FLASH	
6	0.38 Au	
7	0.75 Au	
8	OTHER OPTIONS	
9		

	PACKAGING
0	T & R
1	TUBE
2	T&R WITH MODIFIEFD RIB LOCATION
3	OTHER OPTIONS
4	
5	
6	
7	
8	
9	

NOTES CONTINUE :

13. REFER TO PACKAGING SPECIFICATION
    FOR TUBE : PK-151118-0001
    FOR TAPE & REEL : PK-151118-3000

THIS DRAWING CONTAINS INFORMATION THAT IS PROPRIETARY TO MOLEX ELECTRONIC TECHNOLOGIES, LLC AND SHOULD NOT BE USED WITHOUT WRITTEN PERMISSION

DIMENSION UNITS	SCALE
mm	NTS

GENERAL TOLERANCES (UNLESS SPECIFIED)

	MM	INCH
4 PLACES	±	±
3 PLACES	±	±
2 PLACES	± 0.2	±
1 PLACE	±	±
0 PLACES	±	±
ANGULAR TOL	± 3.0 °	

DRAFT WHERE APPLICABLE MUST REMAIN WITHIN DIMENSIONS

CURRENT REV DESC:

EC NO: 646485
DRWN: ABABUPS 2020/08/14
CHK'D: MRAMAKRISHNA 2020/10/05
APPR: MRAMAKRISHNA 2020/10/05

INITIAL REVISION:
DRWN: ATSEE 2014/10/10
APPR: KHLIM 2015/11/05

THIRD ANGLE PROJECTION | DRAWING: A3-SIZE | SERIES: 151118

molex

ASSEMBLY
MGRID, SHROUDED HEADER SMT

PRODUCT CUSTOMER DRAWING

DOCUMENT NUMBER	DOC TYPE	DOC PART	REVISION
SD-151118-0001	PSD	001	A4

MATERIAL NUMBER	CUSTOMER	SHEET NUMBER
SEE TABLE	GENERAL MARKET	2 OF 3

DOCUMENT STATUS	P1	RELEASE DATE	2020/10/05 06:02:27

FORMAT: Molex-order-ib-prod-A3
REVISION: D
DATE: 2018/01/15

BOARD TO BOARD (BTB) DISTANCE

HEADER	MATES WITH (RECEPTACLE)	BTB DISTANCE	PICTORIAL VIEW
151118	78787	8.14	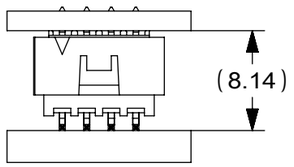
	78788	8.35	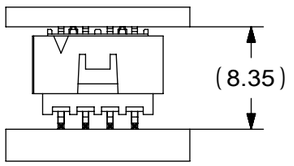
	79107	8.14	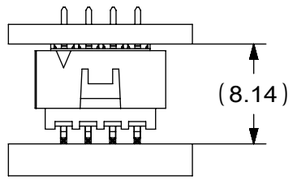
	79109	8.35	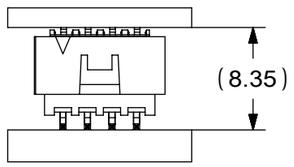

MODIFIEFD RIB LOCATION ONLY FOR 151118-2X12

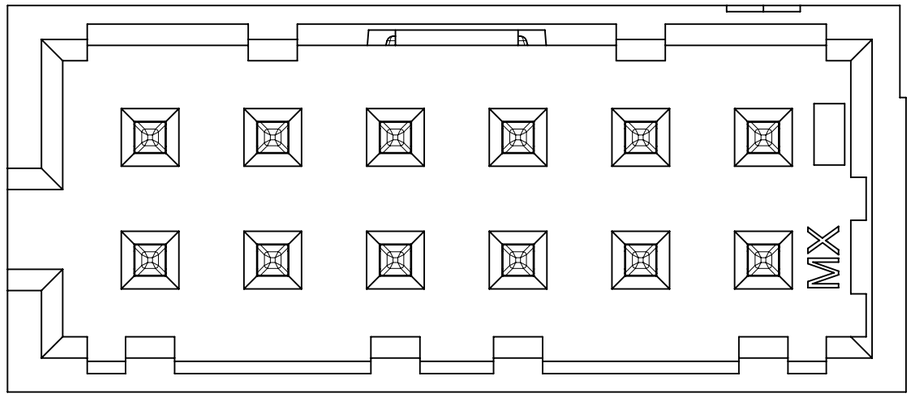

THIS DRAWING CONTAINS INFORMATION THAT IS PROPRIETARY TO MOLEX ELECTRONIC TECHNOLOGIES, LLC AND SHOULD NOT BE USED WITHOUT WRITTEN PERMISSION

DIMENSION UNITS	SCALE
mm	NTS

GENERAL TOLERANCES (UNLESS SPECIFIED)

	MM	INCH
4 PLACES	±	±
3 PLACES	±	±
2 PLACES	± 0.2	±
1 PLACE	±	±
0 PLACES	±	±
ANGULAR TOL	± 3.0 °	

DRAFT WHERE APPLICABLE MUST REMAIN WITHIN DIMENSIONS

CURRENT REV DESC:

EC NO: 646485
DRWN: ABABUPS 2020/08/14
CHK'D: MRAMAKRISHNA 2020/10/05
APPR: MRAMAKRISHNA 2020/10/05

INITIAL REVISION:
DRWN: DRWN BY XXXX/XX/XX
APPR: APPR BY XXXX/XX/XX

THIRD ANGLE PROJECTION | DRAWING: A3-SIZE | SERIES: 151118

molex

ASSEMBLY
MGRID, SHROUDED HEADER SMT

PRODUCT CUSTOMER DRAWING

DOCUMENT NUMBER	DOC TYPE	DOC PART	REVISION
SD-151118-0001	PSD	001	A4

MATERIAL NUMBER	CUSTOMER	SHEET NUMBER
	GENERAL MARKET	3 OF 3

DOCUMENT STATUS	P1	RELEASE DATE	2020/10/05 06:02:27

FORMAT: Molex-header-tb-prod-A3
REVISION: D
DATE: 2018/01/15

Unikeyic Electronics

Global Electronic Components Distributor

Click to view pricing, inventory, delivery, and lifecycle information:

molex:

447642001 760475001 0190690033 0436400901 0436802002 190690096 190730231 398800403
447641402 151660057 430450225 397730002 759001161 0190700155 152660117 417920538
152670269 436803002 5046940301 152670251 190990010 444280402 151670255 190670071
190990009 447691602 459705185 152670357 430451220 439151216