antenna conceptor

Product Datasheet

2JW1483

5GNR Connector Mount



Key Features

5GNR
- 617-960 MHz
- 1525-2690 MHz
- 3300-3800 MHz

Connector Mount
Ultra Wide band Antenna
High Performance
Ground Plane Independent
Waterproof
Dimensions 192 × 20 × 18 mm
Certificates: IP67, IP69

1. Antenna and electrical specifications

Parameters	5GNR Antenna		
Technologies	5G, 4G, 3G and 2G		
Standards	5GNR/4GLTE/FirstNet/CBRS/LPWA/CAT-X/CAT-Mx/CAT-NBx/NB-IoT/3G/2G		
Frequency (MHz)	617-960	1427-2690	3300-3800
Band (MHz)	600, 700, 850, 900	1500, 1600, 1700, 1800, 1900, 2000, 2100, 2300, 2500, 2600	3300, 3500, 3600, 3700
5GNR Bands	n5, n8 ,12, n20, n28, n71, n81, n82, n83,	n1, n2, n3, n7, n25, n34, n38, n39, n40, n41, n50, n51, n66, n70, n74, n75, n76, n80, n84, n86	n78
4GLTE Bands	B5, B6, B8, B12, B13, B14, B17, B18, B19, B20, B26, B27, B28, B29, B44, B67, B68, B71, B85	B1, B2, B3, B4, B7, B9, B10, B11, B21, B23, B24, B25, B30, B32, B33, B34, B35, B36, B37, B38, B39, B40, B41, B45, B50, B51, B65, B66, B69, B70	B22, B42, B43, B48, B49, B52
3GCELL Bands	B5, B6, B8, B12, B13, B14, B19, B20, B26	B1, B2, B3, B4, B7, B9, B10, B11, B21, B25, B32, B33, B34, B35, B36, B37, B38, B39, B40	B22
2GCELL Bands	710, 750, 810T, 850, 900P, 900E, 900R	1800DCS, 1900PCS	
CDMACELL Bands	BC0, BC2, BC3, BC7, BC9, BC10, BC12, BC18, BC19	BC1, BC4, BC6, BC8, BC13, BC14, BC15, BC16, BC20, BC21	
Return Loss (dB)	~-13.7	~-14.3	~-4.4
VSWR	~1.6:1	~1.7:1	~6.3:1
Efficiency (%)	~50.0	~55.2	~28.1
Peak Gain (dBi)	~-0.4	~0.6	~-1.6
Average Gain (dB)	~-4.1	~-3.0	~-5.9
Impendance (Ohm)	50		
Polarisation	Linear		
Radiation Pattern	Omni-Directional		
Max. Input Power (W)	25		
Connector Type	SMA-Male		

Antenna Measurement Conditions:

Free Space

Measured in Certified CTIA 3D Anechoic Chamber

2. Mechanical and environmental specifications

Specifications	2JW1483
Mounting Type	Connector Mount
Dimensions (mm)	192 × 20 × 18
Radome	PC/ABS UV Stable
Radome color	Black or White
Connector Feature	Waterproof
Operating Temperature (C)	-40 to +85
Storage Temperature (C)	-40 to +85
Substance Compliance	RoHS, REACH
Certificates	IP67, IP69

3. Antenna parameters

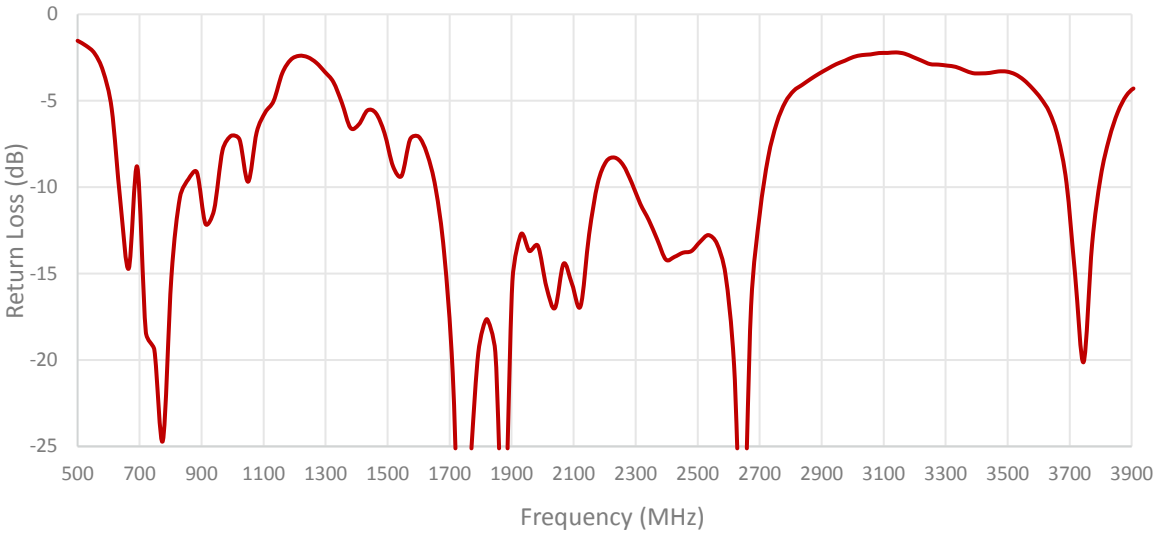

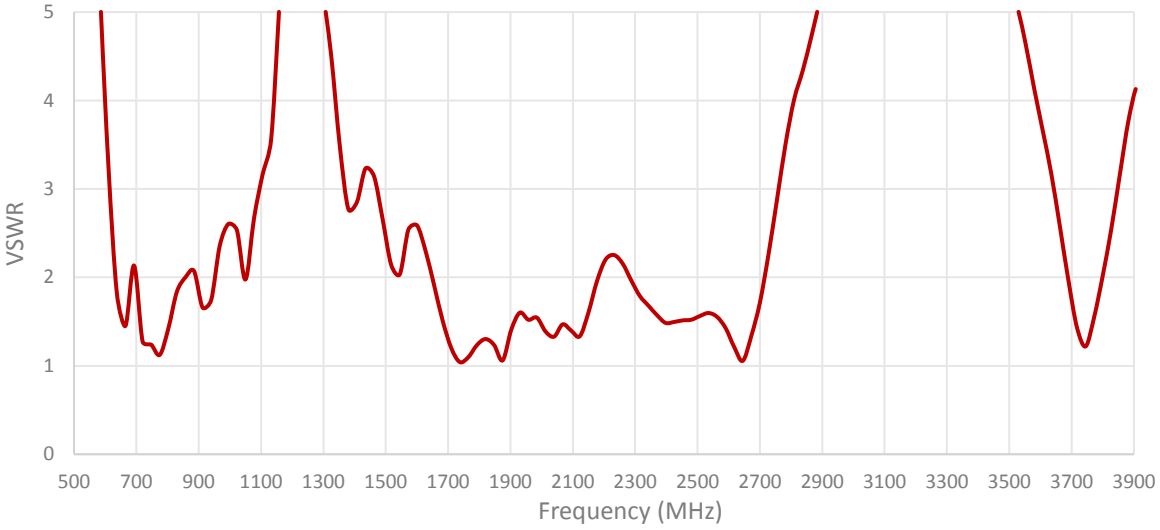

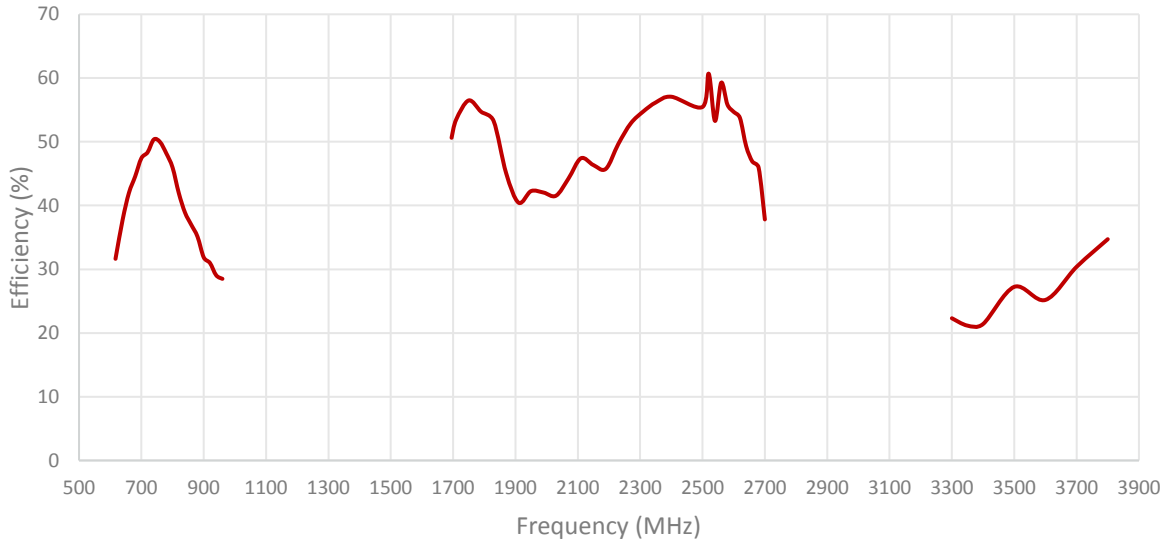
70
60
50
40
30
20
10
0
Efficiency (%)
500 700 900 1100 1300 1500 1700 1900 2100 2300 2500 2700 2900 3100 3300 3500 3700 3900
Frequency (MHz)

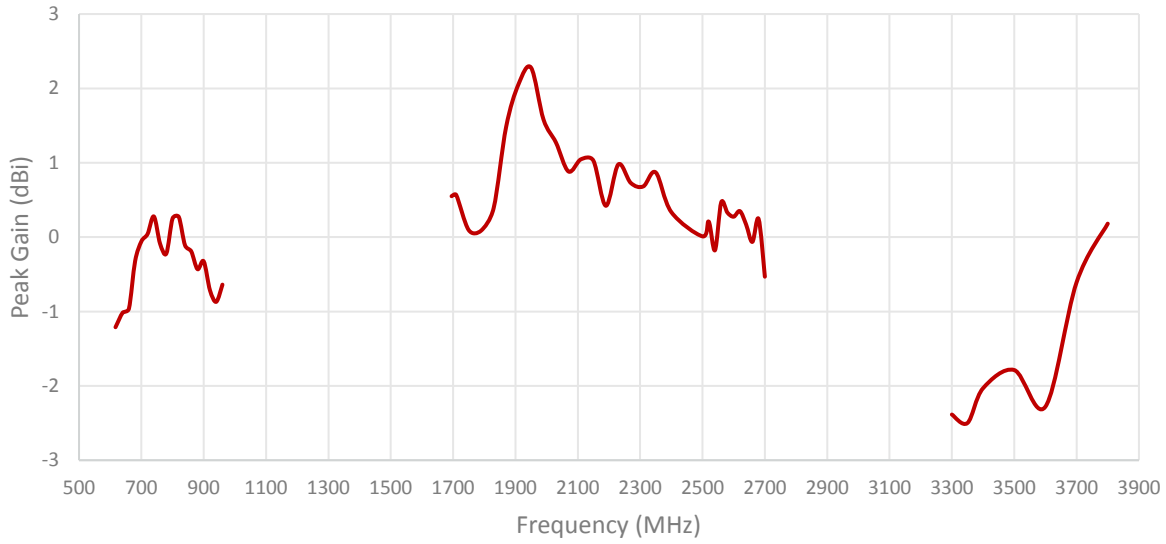
3
2
1
0
-1
-2
-3
Peak Gain (dBi)
500 700 900 1100 1300 1500 1700 1900 2100 2300 2500 2700 2900 3100 3300 3500 3700 3900
Frequency (MHz)

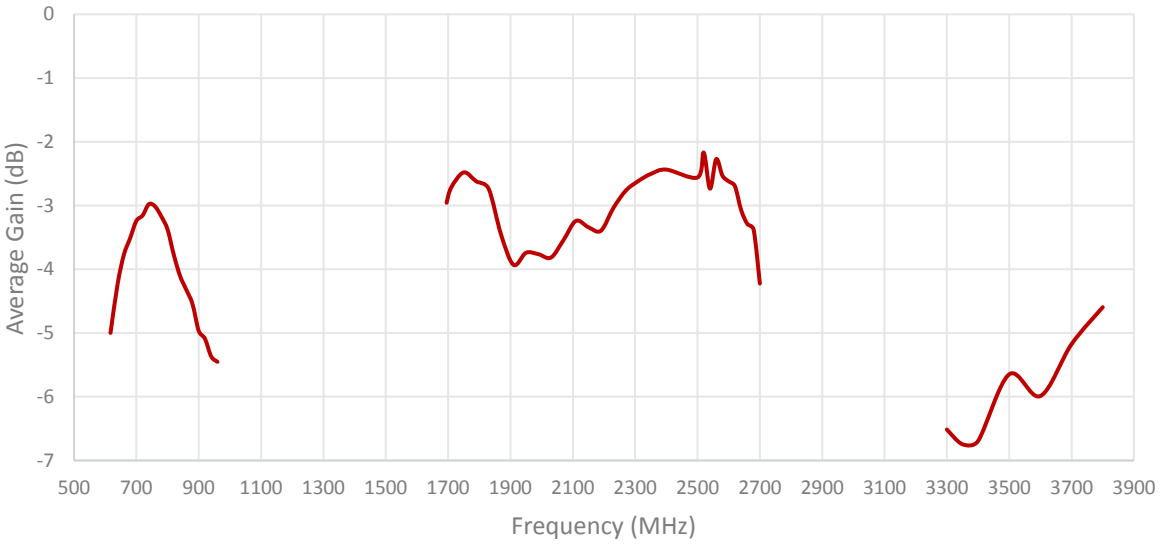

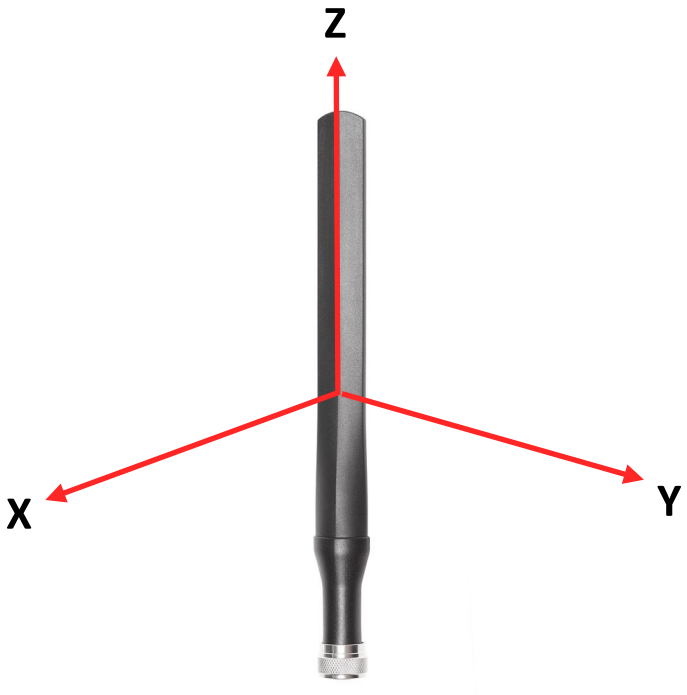

Radiation pattern reference

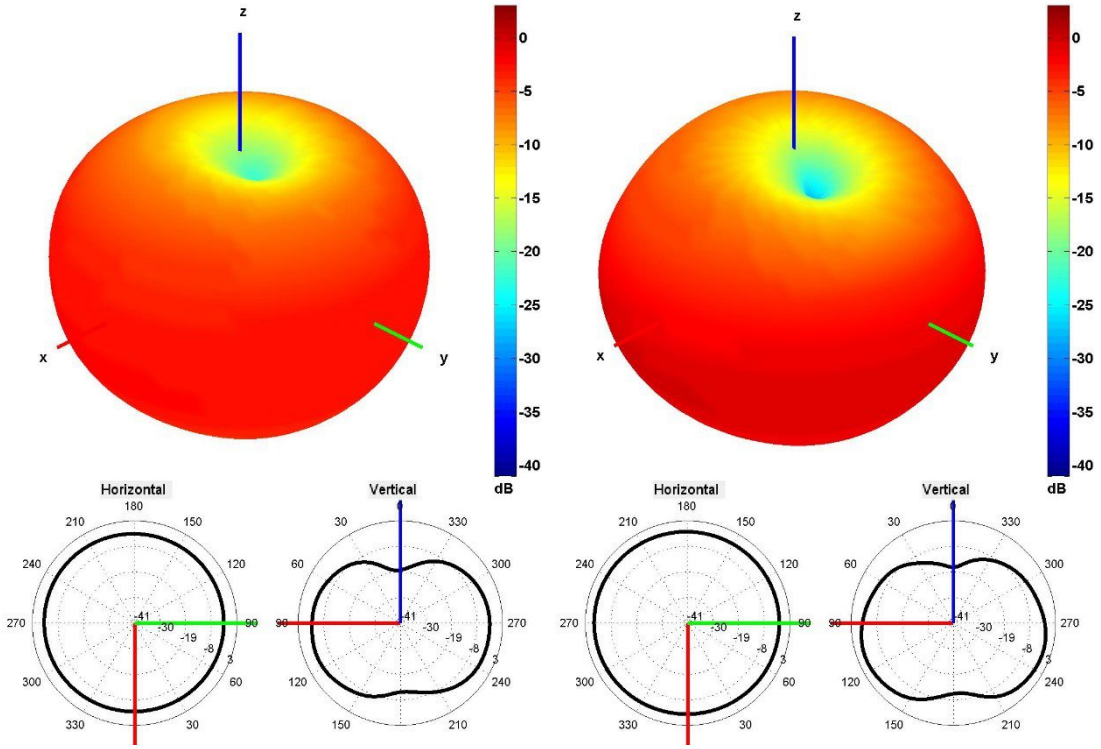

650 and 750 MHz Radiation pattern

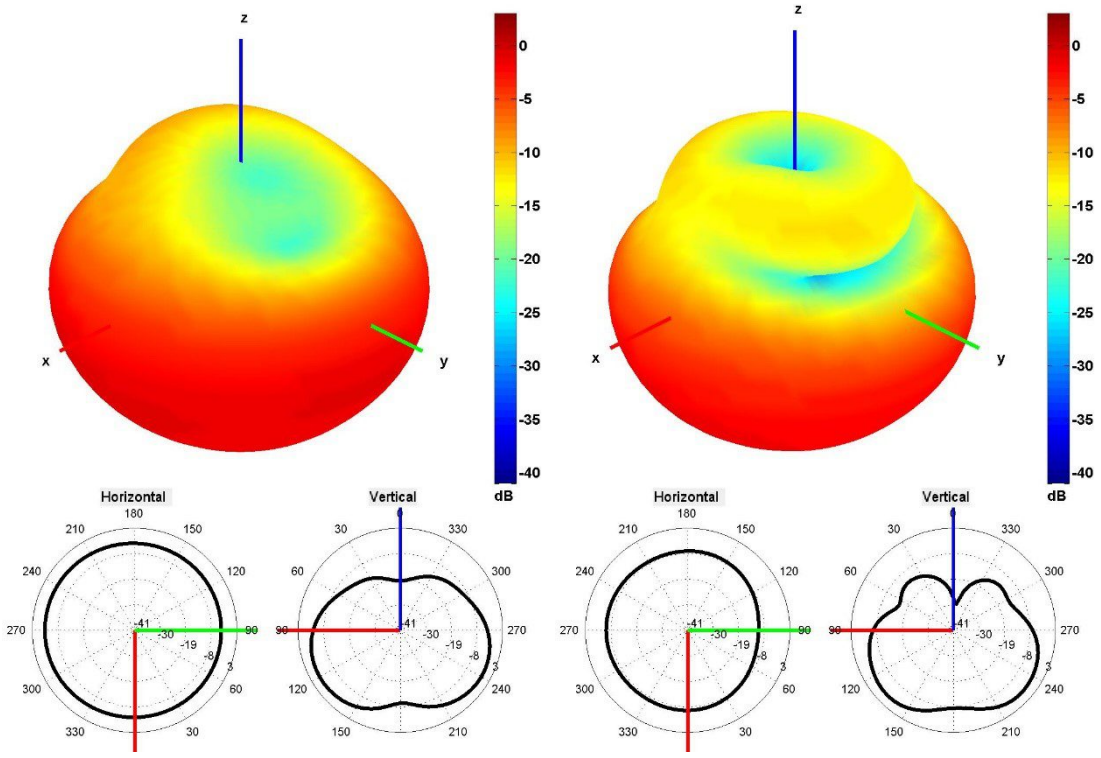

850 and 940 MHz Radiation pattern

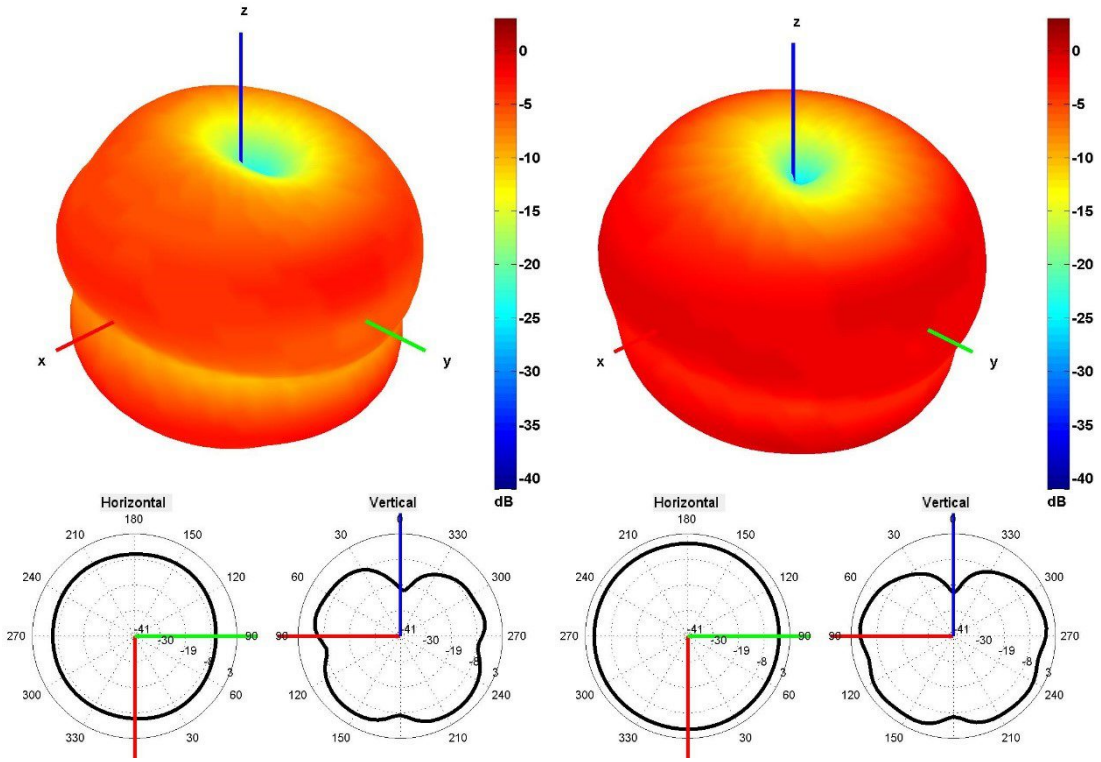

1500 and 1600 MHz Radiation pattern

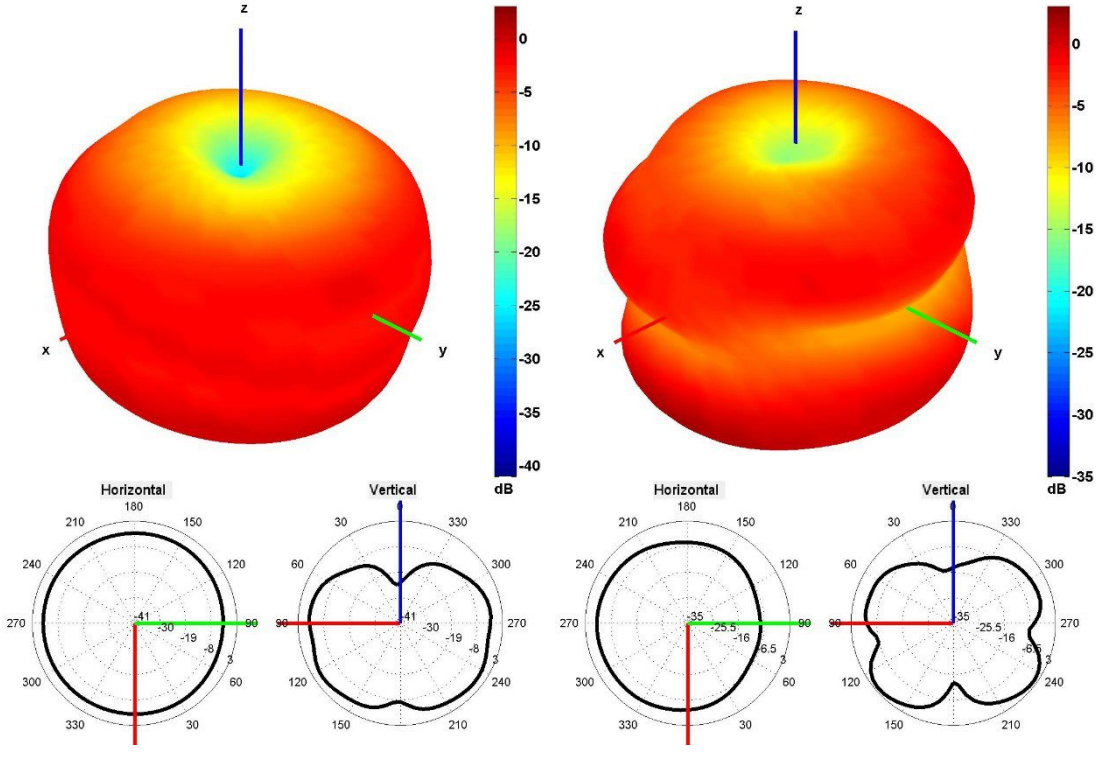

1750 and 1850 MHz Radiation pattern

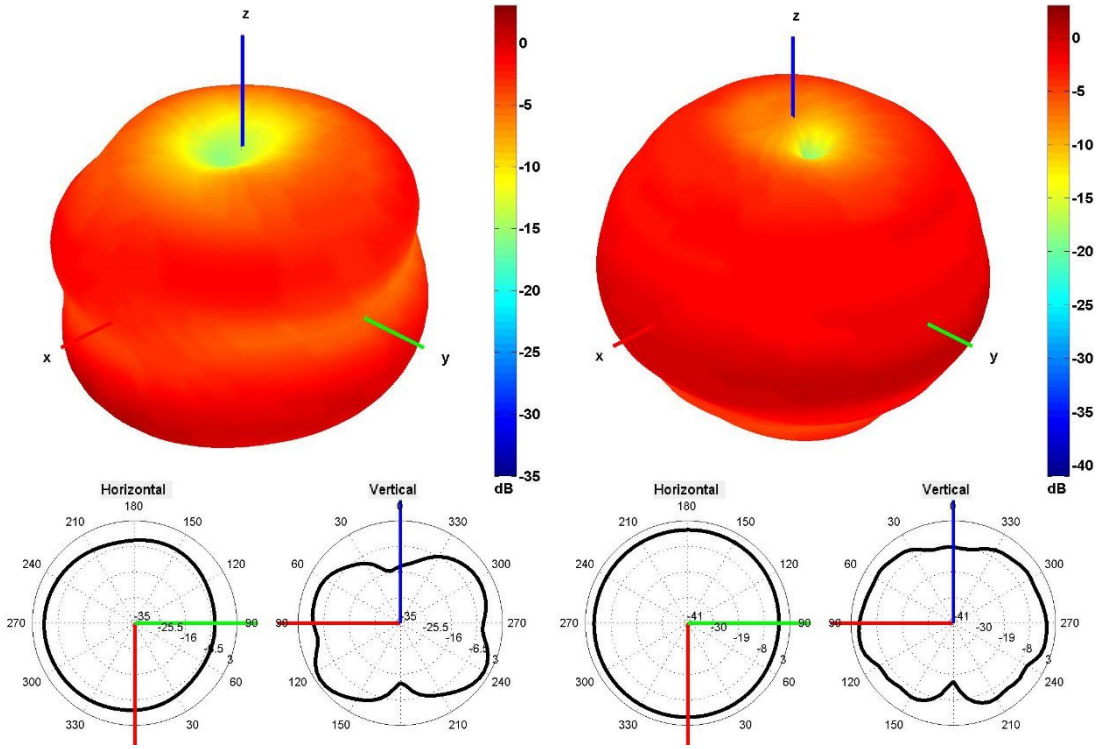

1950 and 2100 MHz Radiation pattern

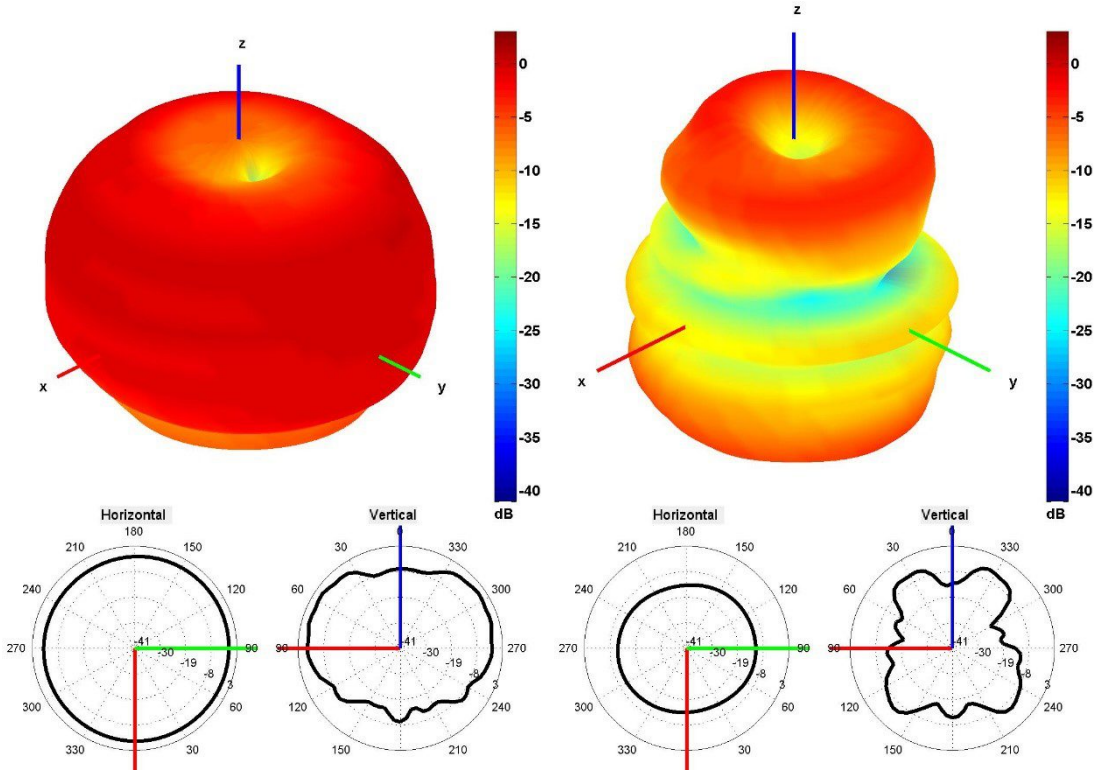

2350 and 2600 MHz Radiation pattern

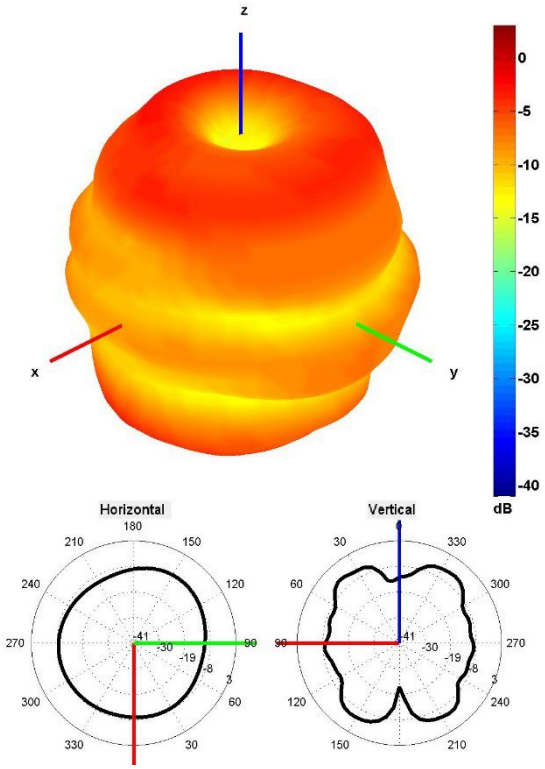

3600 MHz Radiation pattern

4. Antenna drawings

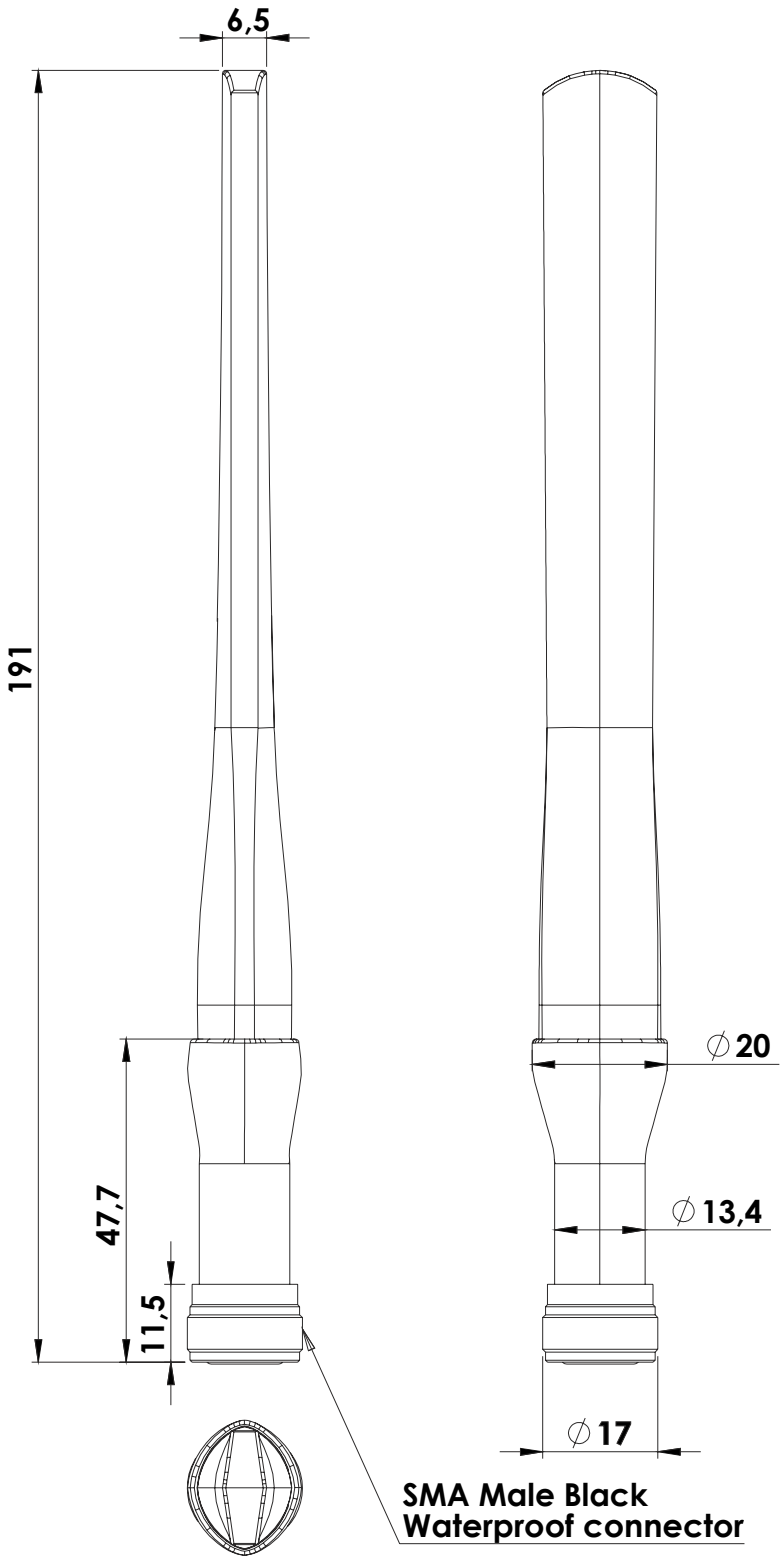

5. Antenna Images







Unikeyic Electronics

Global Electronic Components Distributor

Click to view pricing, inventory, delivery, and lifecycle information:

2J antennas:

2JP0526Bz-010MC137-UFL 2JP0434B-010MC137-UFL 2JM0401GF 2JCP1840101Ga
2J301M-300RG174-C20N 2JCP2542601a 2JDK0401Ga-A28 2JR02BA1-200UL2725-CE
2J3704M-300RG174-C20N 2J6933BGFz-300D100-C20G-300D302-C899G 2JP0124P-015MC137-UFL
2JCP3642601a 2JP0624P-150MC137-UFL 2JF0102P-010MC137-UFL 2JF0301P-010MC137-UFL
2JDK0201Ga-A28 2JDK0101Ga-A28 2JP0526B-010MC137-UFL 2JP0524P-015MC137-UFL
2JF0202P-010MC137-UFL 2JW1024 2JM0701GF-010MC137-UFL 2JP0102P-010MC137-UFL
2J6033PGF-300D302-C899G-C899G 2JDK