**Product data sheet**

# Automation technology - Sensors and actuators

| | |
|---|---|
| Product description | **M8 Male cable connector, Contacts: 3, 2.5-5.0 mm, unshielded, IDC, IP67, UL** |
| Area | **series 768** |
| Part no. | **99 3379 550 03** |

## Illustration



## Scale drawing

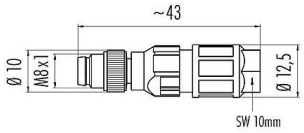


## Contact arrangement (Plug-in side)

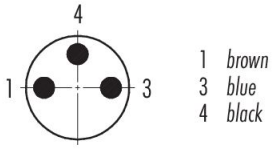


**You can find the assembly instructions on the next page.**

## Technical data

### General features

| | |
|---|---|
| Part no. | 99 3379 550 03 |
| Connector design | Male cable connector |
| Type standard | DIN EN 61076-2-104 |
| Version | Connector pin straight |
| Connector locking system | screw |
| Termination | IDC |
| Degree of protection | IP67 |
| Cross-sectional area | 0.25-0.50 mm² / AWG 24-20 |
| Cable outlet | 2.5-5.0 mm |
| Temperature range from/to | -25 °C / 85 °C |
| Mechanical operation | > 100 Mating cycles |
| Weight (g) | 5.58 |
| Customs tariff number | 85366990 |
| Country of Origin | DE |

### Electrical parameters

| | |
|---|---|
| Rated voltage | 30 V |
| Rated impulse voltage | 1500 V |
| Rated current | 4.0 A |
| Pollution degree | 3 |
| Overvoltage category | III |
| Insulating material group | III |
| EMC compliance | unshielded |

**Product data sheet**

# Automation technology - Sensors and actuators

| | |
|---|---|
| Product description | **M8 Male cable connector, Contacts: 3, 2.5-5.0 mm, unshielded, IDC, IP67, UL** |
| Area | **series 768** |
| Part no. | **99 3379 550 03** |

## Material

| | |
|---|---|
| Housing material | PA |
| Contact body material | TPU |
| Contact material | CuZn (brass) |
| Contact plating | Au (gold) |
| Locking material | Zinc die-cast nickel-plated |
| REACH SVHC | CAS 7439-92-1 (Lead) |
| SCIP number | 26cff171-2f8d-4d5c-8098-a02491ea1e0a |

## Authorization/approvals

| | |
|---|---|
| Approvals | UL |

## Classifications

| | |
|---|---|
| eCl@ss 11.1 | 27-44-01-02 |
| ETIM 9.0 | EC002635 |

## Declarations of conformity

| | |
|---|---|
| Low Voltage Directive | 2014/35/EU (EN 60204-1:2018;EN 60529:1991) |

## Assembly instructions

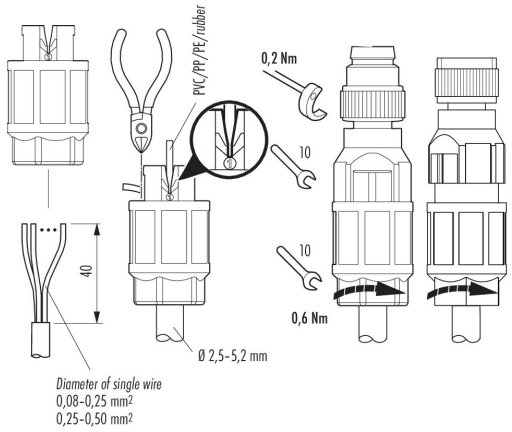


| *Wire gauge* | 0,08–0,25 mm² (AWG 28–24) | 0,25–0,5 mm² (AWG 24–20) |
|---|---|---|
| *Core-Ø incl. insulation* | 0,75–1,5 mm | |
| *Material of core insulation* | PVC/PE/PP/rubber | |
| *Design of wire acc.to VDE 0295/ smallest wire-Ø of cores* | class 2–6 | |
| *Termination frequency* | 10 | |

Date: 01.08.2024

**Product data sheet**

# Automation technology - Sensors and actuators

| | |
|---|---|
| Product description | **M8 Male cable connector, Contacts: 3, 2.5-5.0 mm, unshielded, IDC, IP67, UL** |
| Area | **series 768** |
| Part no. | **99 3379 550 03** |

## Security notices

The connector must not be plugged or unplugged under load. Non-observance and improper use can result in personal injury.

The connectors have been developed for applications in plant engineering, control and electrical equipment construction. The user is responsible for checking whether the connectors can also be used in other areas of application.

To protect against unintentional opening of the connector, the thread between the housing and the connector head must be secured with a suitable cyanoacrylate adhesive when used in circuits with voltages dangerous to the touch. This does not apply to connectors used in SELV and PELV circuits according to IEC 61140 (EN 61140, VDE 0140-1).

Connectors which are used in circuits with voltages dangerous to the touch may only be installed and used by, or under the supervision of, persons with electrical engineering training, taking into account the applicable regulations and standards.

The user must take suitable safety precautions to ensure that the connector cannot be accidentally disconnected.

Plug connectors with enclosure protection IP67 and IP68 are not suitable for use under water. When used outdoors, the plug connectors must be protected separately against corrosion. For further information on the IP protection classes, please refer to the "Technical Information" download centre.

The plug connector is not suitable for mains voltages Please observe the pollution degree and the overvoltage category. For further information, please refer to the download center "Technical Information".

To lock the cable connector with the device connector, the threaded ring is tightened "hand-tight" (approx. 50 cNm).

# Unikeyic Electronics

Global Electronic Components Distributor

Click to view pricing, inventory, delivery, and lifecycle information:

## Franz Binder:

09 0137 70 04 09-0315-00-05 09-0498-00-24 86 6919 0002 00703 99-0096-100-05 09-3105-86-03
99-3376-100-04 09-9749-20-03 99-3400-00-03 14402780 79 5001 20 04 99-0609-00-04 99-9115-00-05
09-0981-00-04 09-3491-90-12 99 0975 102 03 09 3463 00 06 09-3442-92-05 79-3468-52-06
99-0429-314-04 09-3481-679-08 99-0401-10-02 99-0491-12-12 99-4905-00-03 04 0722 000
09-3432-500-04 99-0072-100-02 99-0430-27-04 99-4929-00-08 99-9475-100-07