MCS 18 Front

Membrane Switch Frontpanel Short Stroke 18 mm







See below:
Approvals and Compliances

Description

- Momentary action switch available in version square or round in different colours
- High lifetime with 5 million actuations
- Front and rear tested to degree of protection IP 65 Snap-in type from front side
- Solder terminals

Unique Selling Proposition

- Unique mechanical switches with tactile feedback
- Small mounting depth
- Various lettering options

Weblinks

html-datasheet, General Product Information, CAD-Drawings, Product News, Detailed request for product

Technical Data

Electrical Data	
Impulse Withstand Voltage (ESD)	± 16 kV
Contact Material Silver	
Switching Voltage	min. 5 VDC , max. 48 VDC
Switching Current	max. 125 mA
Rated Switching Capacity	0.72 W
Lifetime	> 1 million actuations at Rated Switching Capacity
Contact Resistance	< 50 mΩ < 150 mΩ after lifetime
Insulation Resistance	> 100 MΩ
Duration of Bounce	typ. 0.1 ms
Contact Material Gold	
Switching Voltage	min. 50 mVDC, max. 24 VDC
Switching Current	max. 80 mA
Rated Switching Capacity	0.36 W
Lifetime	> 1 million actuations at Rated Switching Capacity
Contact Resistance	< 50 mΩ < 150 mΩ after lifetime
Insulation Resistance	> 100 MΩ
Duration of Bounce	typ. 0.1 ms

Mechanical Data	
Actuating Force	3 ± 1 N
Actuating Travel	0.5 ± 0.1 mm
End Stop Strength	> 50 N
Lifetime	> 1 million actuations
Tightening Torque	8 N/cm
Climatical Data	
Operating Temperature	-25 °C to 60 °C
Storage Temperature	-25 °C to 60 °C
IP-Protection	IP 65 (only with accessory kit)
Other Data	
Contact Material	Ag / Au
Soldering Data	
Solderability	235 °C / 2 sec (IEC 60068-2-20 Test Ta Method 1)
Resistance to Soldering Heat	260 °C / 5 sec (IEC 60068-2-20 Test Tb Method 1A)
Material	
Housings	Thermoplastic (PES)
Socket	Thermoplastic (PES)
Bezel	Thermoplastic (PBT)
Contact	CuZn37 3 µm Ni 2 µm Au CuZn37 2.5 µm Ag
Soldering Aid	tinned

Approvals and Compliances

Detailed information on product approvals, code requirements, usage instructions and detailed test conditions can be looked up in Details about Approvals

Application standards

Application standards where the product can be used

Organization	Design	Standard	Description
IEC	Designed for applications acc.	IEC/UL 60950	IEC 60950-1 includes the basic requirements for the safety of information technologyequipment.

Compliances

The product complies with following Guide Lines

Identification	Details	Initiator	Description
RoHS	RoHS	SCHURTER AG	EU Directive RoHS 2011/65/EU
	China RoHS	SCHURTER AG	The law SJ / T 11363-2006 (China RoHS) has been in force since 1 March 2007. It is similar to the EU directive RoHS.
REACH	REACH	SCHURTER AG	On 1 June 2007, Regulation (EC) No 1907/2006 on the Registration, Evaluation, Authorization and Restriction of Chemicals 1 (abbreviated as "REACH") entered into force.

Dimension [mm]

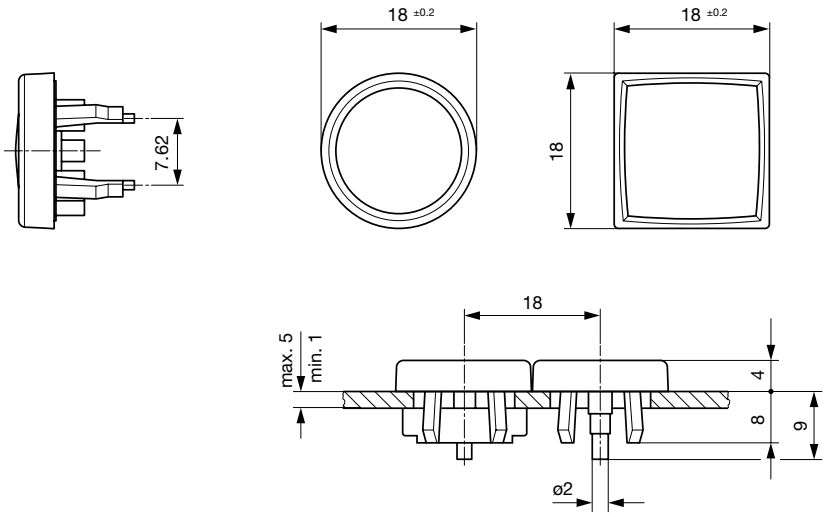

Dimension

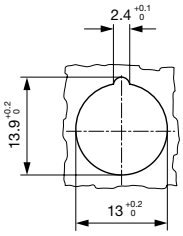

Drilling diagram

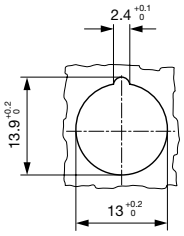

Drilling diagram

Assembly Instructions

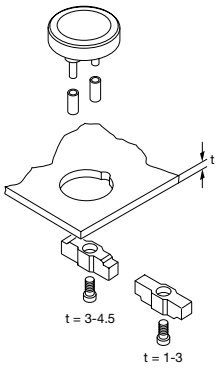

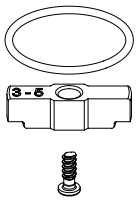

Accessory kit IP65 has to be ordered separately

Diagrams

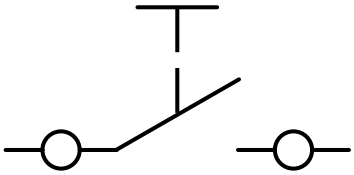

Order Index Lettering

Laser Marking			
001 = **A**	021 = **U**	041 = ÷	061 = **EIN**
002 = **B**	022 = **V**	042 = ✳	062 = **AUS**
003 = **C**	023 = **W**	043 = **=**	063 = **AUF**
004 = **D**	024 = **X**	044 = #	064 = **AB**
005 = **E**	025 = **Y**	045 = ↔	065 = **ON**
006 = **F**	026 = **Z**	046 = ↕	066 = **OFF**
007 = **G**	027 = **0**	047 = →	067 = **UP**
008 = **H**	028 = **1**	048 = ←	068 = **DOWN**
009 = **I**	029 = **2**	049 = ↓	069 = **HIGH**
010 = **J**	030 = **3**	050 = ↑	070 = **LOW**
011 = **K**	031 = **4**	051 = %	071 = **ON/OFF**
012 = **L**	032 = **5**	052 = √	072 = **START**
013 = **M**	033 = **6**	053 = **CTRL**	073 = **RESET**
014 = **N**	034 = **7**	054 = **RETURN**	074 =
015 = **O**	035 = **8**	055 = **SHIFT**	075 =
016 = **P**	036 = **9**	056 = **LOCK**	076 =
017 = **Q**	037 = **+**	057 = **STOP**	077 =
018 = **R**	038 = **-**	058 = **ENTER**	
019 = **S**	039 = **.**	059 = **BACK**	
020 = **T**	040 = x	060 = **LINE**	

Letter heights and Fonts

- Single characters, Univers 65
- Legends max. 6 characters in line, Univers 65
- Insert label and front foil anthracite, RAO 7016
- Characters and symbols light grey, RAL 7035

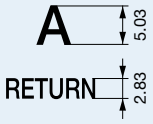

All Variants

Kontakte	Form	Color Bezel	Color Touchpad	Lettering	Bestellnummer
Ag	square	black	red	without Lettering	1241.1100.7093
Ag	square	black	green	without Lettering	1241.1100.7095
Ag	square	black	black	without Lettering	1241.1100.7097
Ag	round	black	yellow	without Lettering	1241.1104.7091
Ag	round	black	red	without Lettering	1241.1104.7093
Ag	round	black	green	without Lettering	1241.1104.7095
Ag	round	black	grey	without Lettering	1241.1104.7096

Kontakte	Form	Color Bezel	Color Touchpad	Lettering	Bestellnummer	
Ag	round	black	black	without Lettering	1241.1104.7097	▮
Ag	round with soldering aid	black	black	without Lettering	1241.1113.7097	▮
Accessory kit IP65	-	-	-	-	0098.9201	

For Lettering versions see tables "Lettering" and "Order Index Lettering" to determine the symbol

▮ Most Popular.

Availability for all products can be searched real-time:https://www.schurter.com/en/Stock-Check/Stock-Check-SCHURTER

Packaging unit 100 pcs

23.03.2018

The specifications, descriptions and illustrations indicated in this document are based on current information. All content is subject to modifications and amendments. Information furnished is believed to be accurate and reliable. However, users should independently evaluate the suitability and test each product selected for their own applications.