SK24-AU

MINI SURFACE MOUNT SCHOTTKY BARRIER RECTIFIER

Voltage	40 V	Current	2 A

SMB



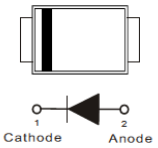

Features

- Low forward voltage drop
- Deal for automated placement
- Low power loss, high efficiency
- High surge current capability
- Green molding compound as per IEC 61249 standard
- Lead free in compliance with EU RoHS 2.0
- AEC-Q101 qualified

Mechanical Data

- Case: SMB molded plastic
- Polarity: Color Band denotes cathode end
- Terminals: Solderable per MIL-STD-750, Method 2026
- Approx. Weight: 0.0032 ounces, 0.092 grams

Maximum Ratings and Thermal Characteristics (T_A = 25 °C unless otherwise noted)

PARAMETER	SYMBOL	LIMIT	UNITS
Maximum Recurrent Peak Reverse Voltage	V_{RRM}	40	V
Maximum RMS Voltage	V_{RMS}	28	V
Maximum DC Blocking Voltage	V_{DC}	40	V
Maximum Average Forward Rectified Current	$I_{F(AV)}$	2	A
Peak Forward Surge Current: 8.3 ms single half sine-wave superimposed on rated load per diode	I_{FSM}	50	A
Typical Junction Capacitance Measured at 1 MHz And Applied V_R = 4 V	C_J	100	pF
Typical Thermal Resistance per diode	$R_{\theta JA}$ (1) $R_{\theta JC}$ (2) $R_{\theta JL}$ (2)	135 18 12	°C/W
Operating Junction Temperature Range	T_J	-55 to +150	°C
Storage Temperature Range	T_{STG}	-55 to +150	°C

SK24-AU

Electrical Characteristics (T_A = 25 °C unless otherwise noted)

PARAMETER	SYMBOL	TEST CONDITION	MIN.	TYP.	MAX.	UNITS
Instantaneous forward voltage	V_F	I_F = 0.5 A, T_J = 25 °C	-	0.39	-	V
		I_F = 2 A, T_J = 25 °C	-	-	0.5	
		I_F = 0.5 A, T_J = 125 °C	-	0.26	-	
		I_F = 2 A, T_J = 125 °C	-	0.4	-	
Reverse current	I_R (3)	V_R = 32 V, T_J = 25 °C	-	12	-	uA
		V_R = 40 V, T_J = 25 °C	-	-	90	
		V_R = 40 V, T_J = 100 °C	-	-	20	mA

NOTES:

1. Mounted on a FR4 PCB, single-sided copper, with mini pad
2. Mounted on a FR4 PCB, single-sided copper, with 100 cm^2 copper pad area
3. Short duration pulse test used to minimize self-heating effect

SK24-AU

TYPICAL CHARACTERISTIC CURVES

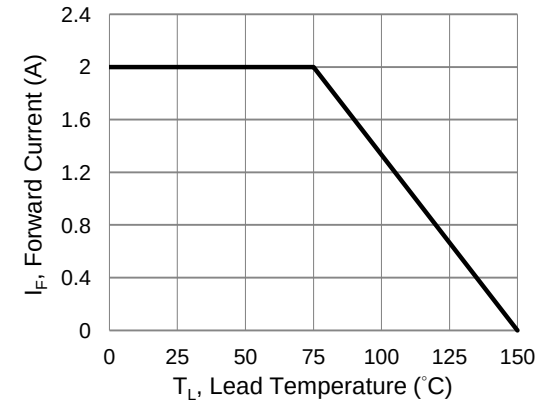

Fig.1 Forward Current Derating Curve

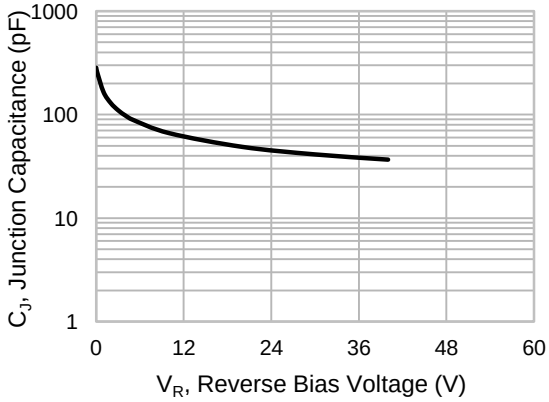

Fig.2 Typical Junction Capacitance

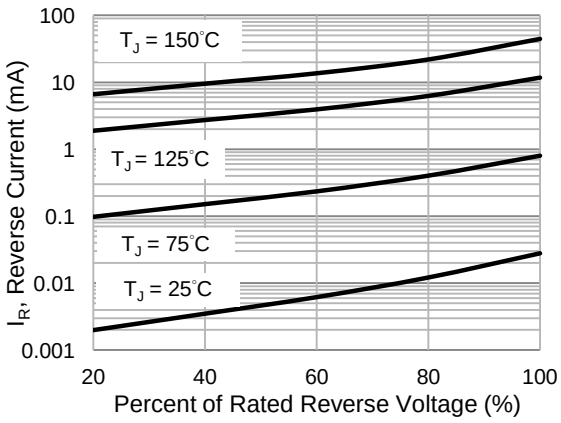

Fig.3 Typical Reverse Characteristics

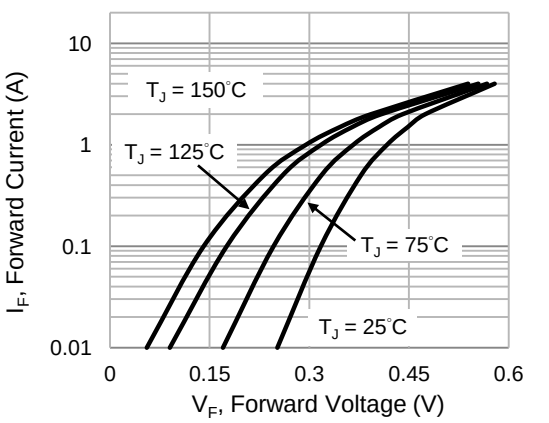

Fig.4 Typical Forward Characteristics

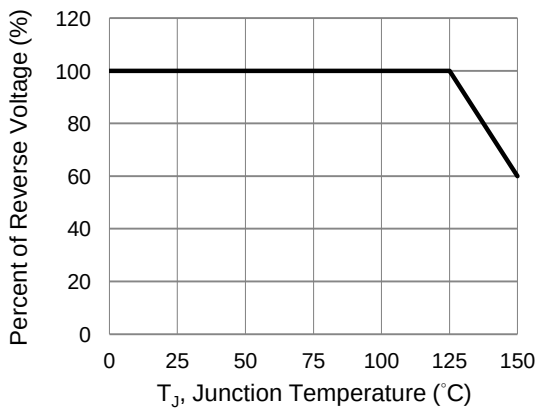

Fig.5 Operating Temperature Derating Curve

SK24-AU

Part No Packing Code Version

Part No Packing Code	Package Type	Packing Type	Marking	Version
SK24-AU_R1_000A1	SMB	800 pcs / 7” reel	SK24	Halogen free

Packaging Information & Mounting Pad Layout

SMB Dimension — Unit: inch(mm)

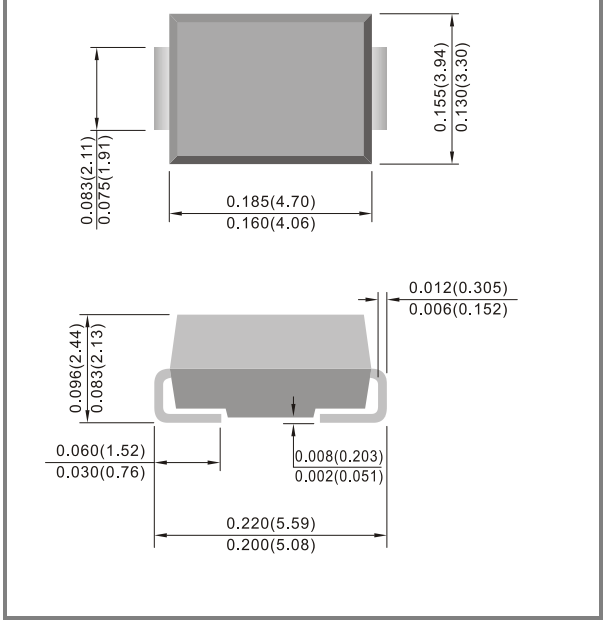

SMB Pad Layout — Unit: inch(mm)

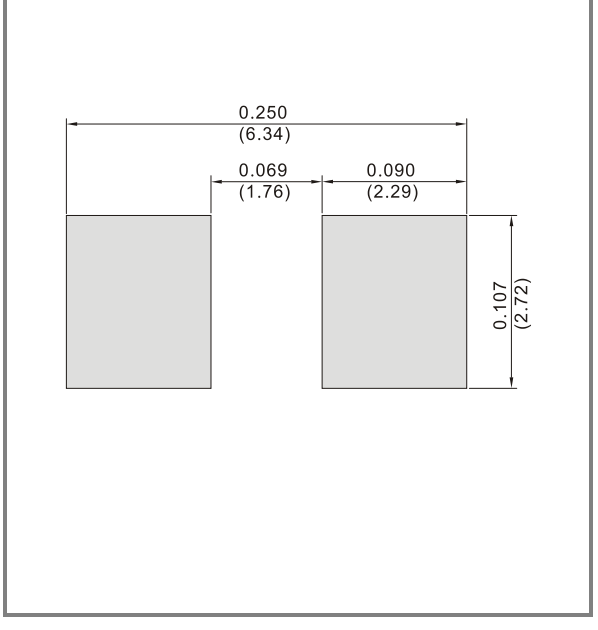

SK24-AU

Disclaimer

- Reproducing and modifying information of the document is prohibited without permission from Panjit International Inc..
- Panjit International Inc. reserves the rights to make changes of the content herein the document anytime without notification. Please refer to our website for the latest document.
- Panjit International Inc. disclaims any and all liability arising out of the application or use of any product including damages incidentally and consequentially occurred.
- Panjit International Inc. does not assume any and all implied warranties, including warranties of fitness for particular purpose, non-infringement and merchantability.
- Applications shown on the herein document are examples of standard use and operation. Customers are responsible in comprehending the suitable use in particular applications. Panjit International Inc. makes no representation or warranty that such applications will be suitable for the specified use without further testing or modification.
- The products shown herein are not designed and authorized for equipments relating to human life and for any applications concerning life-saving or life-sustaining, such as medical instruments, aerospace machinery et cetera. Customers using or selling these products for use in such applications do so at their own risk and agree to fully indemnify Panjit International Inc. for any damages resulting from such improper use or sale.
- Since Panjit uses lot number as the tracking base, please provide the lot number for tracking when complaining.

Unikeyic Electronics

Global Electronic Components Distributor

Click to view pricing, inventory, delivery, and lifecycle information:

PANJIT:

PJSD24TS-AU_R1_000A1 BAT750_R1_00001 ER2004CT_TO_00001 GS1010FL-LE_R1_00001 MMSZ5245AS_R1_00001 BAV70_R1_00101 BZT52B12S_R1_00001 MMSZ5242B_R1_00001 MMSZ5248B_R1_00001 SB34AFC-AU_R1_000A1 SB34AFC_R1_00001 S3JA_R2_00001 BSS8402DW_R1_00001 BZT52-B8V2S_R1_00001 GS1M_R1_10001 P4SMAJ180A_R1_00001 SS20100FL_R1_00001 PSDH6060CCS1_T0_00001 S100_R1_00001 BAV99_R1_00001 BZT52-B27S ER2D_R2_00001 P6SMBJ10A_R1_00001 UF808_T0_00001 ZMM55-C43_R1_10001 P6SMB75A_R3_00001 S1G_R2_00001 P4FL6.5A_R1_00001 PSDB1560L1_T0_00001 SB36AFC-AU_R1_000A1