MBR30H100CTG
Schottky Rectifier Diodes

Features

- High frequency operation
- High purity, high temperature epoxy encapsulation for enhanced mechanical strength and moisture resistance
- Guard ring for enhanced ruggedness and long term reliability
- Solder dip 275 °C max. 7 s, per JESD 22-B106



TO-220C(TO-220AB-3)

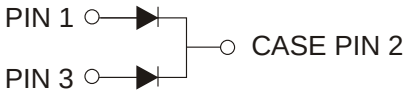

Maximum Ratings (Ta=25°C unless otherwise noted)

Parameter	Symbol	Unit	Limit
Repetitive Peak Reverse Voltage	V_{RRM}	V	100
Average Rectified Output Current @60Hz sine wave, R-load, T_a=25°C	I_O	A	30
Surge(Non-repetitive)Forward Current @60Hz half sine-wave, 1 cycle, T_a=25°C	I_{FSM}	A	250
Current Squared Time @1ms≤t<8.3ms Tj=25°C	I^2t	A^2s	176
Storage Temperature	T_{stg}	°C	-55 ~ +175
Junction Temperature	T_j	°C	-55 ~ +175

Electrical Characteristics(Ta=25°C unless otherwise specified)

Parameter	Symbol	Unit	Test Conditions	Limit
Maximum instantaneous forward voltage drop per diode	V_{FM}	V	I_{FM}=15.0A	0.8
Maximum DC reverse current at rated DC blocking voltage per diode	I_{RRM1}	mA	V_{RM}=V_{RRM} T_a=25℃	0.1
	I_{RRM2}		V_{RM}=V_{RRM} T_a=125℃	20

Typical Characteristics

FIG1:Io -Tc Curve

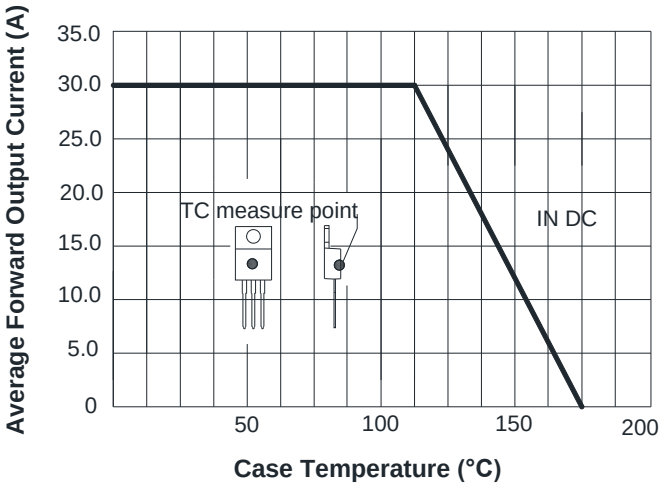

FIG2:Surge Forward Current Capability

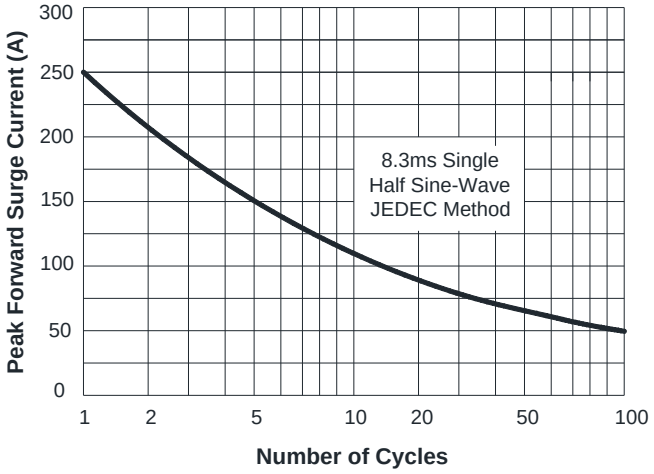

FIG3: Forward Voltage

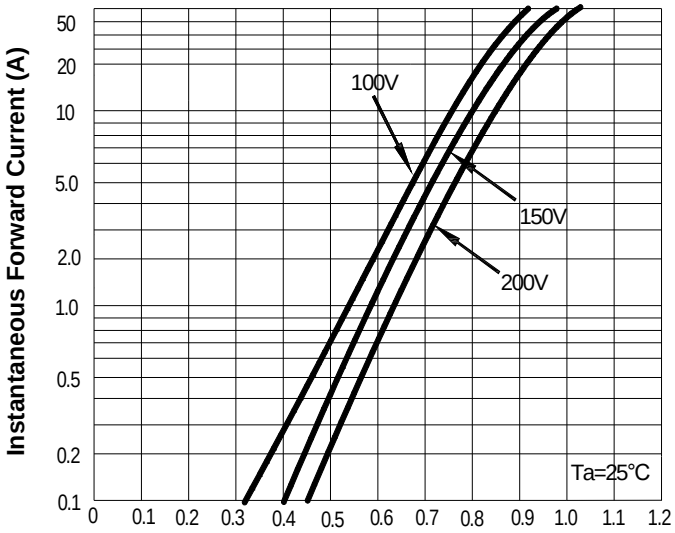

FIG.4: Instantaneous Reverse Characteristics

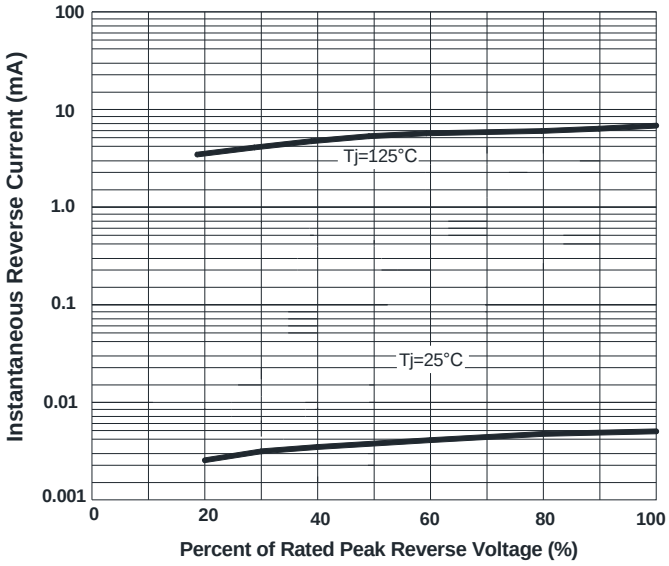

Package Information
TO-220C(TO-220AB-3)

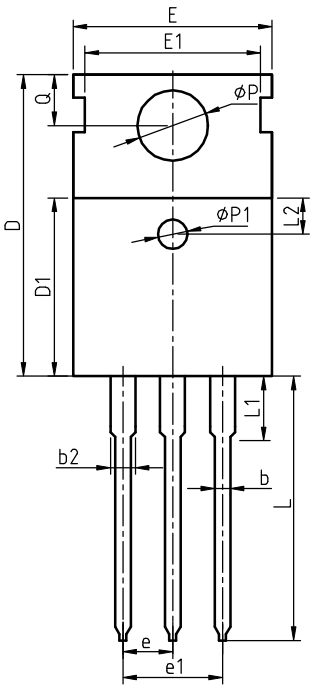

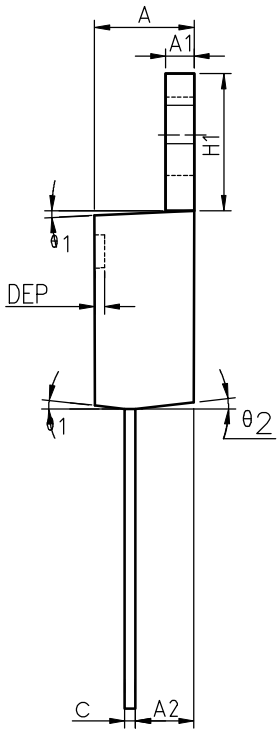

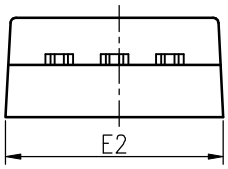

COMMON DIMENSIONS

SYMBOL	MIN	NOM	MAX	MIN	NOM	MAX
A	4.40	4.57	4.70	0.173	0.180	0.185
A1	1.27	1.30	1.33	0.050	0.051	0.052
A2	2.35	2.40	2.50	0.093	0.094	0.098
b	0.77	0.80	0.90	0.030	0.031	0.035
b2	1.17	1.27	1.36	0.046	0.050	0.054
c	0.48	0.50	0.56	0.019	0.020	0.022
D	15.40	15.60	15.80	0.606	0.614	0.622
D1	9.00	9.10	9.20	0.354	0.358	0.362
DEP	0.05	0.10	0.20	0.002	0.004	0.008
E	9.80	10.00	10.20	0.386	0.394	0.402
E1	-	8.70	-	-	0.343	-
E2	9.80	10.00	10.20	0.386	0.394	0.402
e		2.54	BSC		0.100	BSC
e1		5.08	BSC		0.200	BSC
H1	6.40	6.50	6.60	0.252	0.256	0.260
L	12.75	13.50	13.65	0.502	0.531	0.537
L1	-	3.10	3.30	-	0.122	0.130
L2		2.50	REF		0.098	REF
P	3.50	3.60	3.63	0.138	0.142	0.143
P1	3.50	3.60	3.63	0.138	0.142	0.143
Q	2.73	2.80	2.87	0.107	0.110	0.113
θ1	5°	7°	9°	5°	7°	9°
θ2	1°	3°	5°	1°	3°	5°
θ3	1°	3°	5°	1°	3°	5°

Attention

■ Any and all HUA XUAN YANG ELECTRONICS products described or contained herein do not have specifications that can handle applications that require extremely high levels of reliability, such as life-support systems, aircraft's control systems, or other applications whose failure can be reasonably expected to result in serious physical and/or material damage. Consult with your HUA XUAN YANG ELECTRONICS representative nearest you before using any HUA XUAN YANG ELECTRONICS products described or contained herein in such applications.

■ HUA XUAN YANG ELECTRONICS assumes no responsibility for equipment failures that result from using products at values that exceed, even momentarily, rated values (such as maximum ratings, operating condition ranges, or other parameters) listed in products specifications of any and all HUA XUAN YANG ELECTRONICS products described or contained herein.

■ Specifications of any and all HUA XUAN YANG ELECTRONICS products described or contained herein stipulate the performance, characteristics, and functions of the described products in the independent state, and are not guarantees of the performance, characteristics, and functions of the described products as mounted in the customer's products or equipment. To verify symptoms and states that cannot be evaluated in an independent device, the customer should always evaluate and test devices mounted in the customer's products or equipment.

■ HUA XUAN YANG ELECTRONICS CO.,LTD. strives to supply high-quality high-reliability products. However, any and all semiconductor products fail with some probability. It is possible that these probabilistic failures could
give rise to accidents or events that could endanger human lives, that could give rise to smoke or fire, or that could cause damage to other property. When designing equipment, adopt safety measures so that these kinds of accidents or events cannot occur. Such measures include but are not limited to protective circuits and error prevention circuits for safe design, redundant design, and structural design.

■ In the event that any or all HUA XUAN YANG ELECTRONICS products(including technical data, services) described or contained herein are controlled under any of applicable local export control laws and regulations, such products must not be exported without obtaining the export license from the authorities concerned in accordance with the above law.

■ No part of this publication may be reproduced or transmitted in any form or by any means, electronic or mechanical, including photocopying and recording, or any information storage or retrieval system, or otherwise, without the prior written permission of HUA XUAN YANG ELECTRONICS CO.,LTD.

■ Information (including circuit diagrams and circuit parameters) herein is for example only ; it is not guaranteed for volume production. HUA XUAN YANG ELECTRONICS believes information herein is accurate and reliable, but no guarantees are made or implied regarding its use or any infringements of intellectual property rights or other rights of third parties.

■ Any and all information described or contained herein are subject to change without notice due to product/technology improvement, etc. When designing equipment, refer to the "Delivery Specification" for the HUA XUAN YANG ELECTRONICS product that you intend to use.

Unikeyic Electronics

Global Electronic Components Distributor

Click to view pricing, inventory, delivery, and lifecycle information:

HXY MOSFET:

PJEC5V0M1FN2 HSEN2411D3 PESDNC2XD5VBF TPSMB100CA-VR TPSMB28A-VR AZ4007-01H HACPDQC5V0-HF AQ15C-01FTG HLY323BC1524L PESDLC2FD3V3BH PJSD24CW_R1 HCEZ36V,L3F HSG3D15B3.3MA ESD5L5.0C-HXY HSD15C.TCT 60N06 ESD5LM5.0C-HXY HRCLAMP3371ZCTFT HSEN3611D3 LM393DR-HXY PESDNC2XD5VBL AZ4836-01L HAZ4007-01H HESD36VD3B HESDSLC3V3D3B PESDSC2FD5VU RLSD32A121V BV05C-H HPTVSUC3D5VB HSTS521050B331